









2006 Commonwealth Games

Athletics

Men's 100m Final

Wind+0.9						
Rk	Bib	Country - Name	Birth Date	Lane	Reaction Time	Results
1	1560	 JAM POWELL Asafa	23/11/1982	3	0.139	10.03
2	1777	 NGR FASUBA Soji	09/07/1984	6	0.152	10.11
3	2124	 TRI BURNS Marc	07/01/1983	4	0.201	10.17
4	1774	 NGR EMEDOLU Uchenna	17/09/1976	5	0.164	10.22
5	1449	 GHA ZAKARI Aziz	02/09/1976	2	0.177	10.22
6	1048	 AUS JOHNSON Patrick	26/09/1972	8	0.173	10.26
7	1221	 CAN HENRY Anson	09/03/1979	1	0.149	10.28
8	1329	 ENG DEVONISH Marlon	01/06/1976	7	0.137	10.30

2006 Commonwealth Games

Athletics









Men's 200m Final

Wind+0.5						
Rk	Bib	Country - Name	Birth Date	Lane	Reaction Time	Results
1	1550	 JAM BROWN Omar	21/06/1982	5	0.155	20.47
2	1740	 MRI BUCKLAND Stephan	12/01/1977	3	0.182	20.47
3	1570	 JAM WILLIAMS Chris	15/03/1972	7	0.205	20.52
4	1048	 AUS JOHNSON Patrick	26/09/1972	2	0.165	20.59
5	2121	 TRI ARMSTRONG Aaron	10/01/1977	4	0.172	20.61
6	1774	 NGR EMEDOLU Uchenna	17/09/1976	8	0.190	20.66
7	1786	 NGR UDO-OBONG Enefiok	22/05/1982	6	0.154	20.69
8	1840	 NZL DOLPHIN James	17/06/1983	1	0.145	20.72

2006 Commonwealth Games

Athletics









Men's 400m Final

Rk	Bib	Country - Name	Birth Date	Lane	Reaction Time	Results	Record Type
1	1072	 AUS STEFFENSEN John	30/08/1982	4	0.201	44.73	PB
2	1473	 GRN FRANCIQUE Alleyne	07/06/1976	7	0.206	45.09	SB
3	1556	 JAM GONZALES Jermaine	26/11/1984	8	0.216	45.16	PB
4	1146	 BAH BROWN Christopher	15/08/1978	3	0.264	45.19	SB
5	1356	 ENG ROONEY Martyn	03/04/1987	5	0.182	45.51	
6	1203	 BOT MOLEFE California	12/03/1980	2	0.283	45.78	
7	1903	 RSA GORRIES Paul	28/02/1981	1	0.161	45.79	
7	1564	 JAM SPENCE Lansford	15/12/1982	6	0.322	45.79	

2006 Commonwealth Games

Athletics




Men's 800m Final

Rk	Bib	Country - Name	Birth Date	Order	Results
1	1627	 KEN KIPCHIRCHIR RONO Alex	25/11/1984	5	1:45.88
2	1232	 CAN TADILI Achraf	08/07/1980	4	1:46.93
3	1626	 KEN LITEI NKAMASIAI John	02/06/1983	3	1:46.98
4	2127	 TRI KIRK Sherridan	11/02/1981	6	1:47.45
5	1848	 NZL STEWART Jason	21/11/1981	7	1:47.72
6	1028	 AUS BROMLEY Nicholas	23/03/1983	1	1:50.45
7	1628	 KEN RONO Cosmas	12/12/1984	8	1:52.03
8	1206	 BOT OABONA Onalenna	06/05/1984	2	1:57.20

2006 Commonwealth Games

Athletics

















Men's 1500m Final




Rk	Bib	Country - Name	Birth Date	Order	Results
1	1850	 NZL WILLIS Nicholas	25/04/1983	1	3:38.49
2	1217	 CAN BRANNEN Nathan	08/09/1982	11	3:39.20
3	1040	 AUS FOUNTAIN Mark	10/03/1982	3	3:39.33
4	1844	 NZL HAMBLYN Paul	27/08/1980	4	3:39.38
5	1346	 ENG McCORMICK Nick	11/09/1981	12	3:39.55
6	1618	 KEN KOMBICH Ismael	16/10/1985	7	3:40.92
7	1231	 CAN SULLIVAN Kevin	20/03/1974	8	3:41.19
8	1068	 AUS ROFF Jeremy	22/11/1983	10	3:41.50
9	1058	 AUS MOTTRAM Craig	18/06/1980	6	3:44.37
10	1838	 NZL BLINCOE Adrian	04/11/1979	9	3:44.88
11	1619	 KEN KOMEN Jonathan	04/02/1982	5	3:53.73
12	1319	 ENG BADDELEY Andrew	20/06/1982	2	4:24.14

2006 Commonwealth Games

Athletics

Men's 5000m Final









Rk	Bib	Country - Name	Birth Date	Order	Results	Record Type
1	1609	 KEN CHOGE Augustine	21/01/1987	9	12:56.41	GR
2	1058	 AUS MOTTRAM Craig	18/06/1980	3	12:58.19	
3	1622	 KEN LIMO Benjamin	08/08/1974	11	13:05.30	
4	1610	 KEN EBUYA Joseph	20/06/1987	13	13:05.89	
5	2091	 TAN JOSEPH NAASI Fabian	24/12/1985	6	13:12.76	PB
6	2084	 TAN CHOPA Damian	28/11/1986	7	13:24.03	PB
7	2148	 UGA KIPSIRO Moses	02/09/1986	16	13:25.06	
8	2088	 TAN MARWA MKAMI Dickson	09/03/1982	2	13:26.43	SB
9	1331	 ENG FARAH Mohamed	23/03/1983	17	13:40.53	
10	2197	 ZAM WAMULWA Tonny	08/08/1989	18	13:40.78	PB
11	1926	 RSA SOKE Moorosi	11/02/1983	15	13:45.10	PB
12	2168	 WAL DAVIES Christopher	19/10/1976	14	13:48.24	SB
13	1219	 CAN COOLSAET Reid	29/07/1979	5	14:05.32	
14	1925	 RSA SETONE Tshamano	07/05/1987	19	14:08.21	
15	1489	 GUY FORDE Cleveland	03/04/1985	4	14:11.82	
16	1705	 MAW TEBULO Mike	05/06/1985	10	14:34.34	PB

17	1297	 CYP KALOGEROGIANNIS Alexandros	14/05/1985	8	14:40.06	SB
18	1070	 AUS ROWAN Louis	08/09/1978	1	14:40.07	
19	1887	 PNG YAO Sapolai	15/09/1982	12	15:29.80	PB

2006 Commonwealth Games

Athletics

Men's 10000m Final


Rk	Bib	Country - Name	Birth Date	Order	Results	Record Type
1	2147	 UGA KIPROP TOROITICH Boniface	12/10/1985	5	27:50.99	
2	1615	 KEN KIPNGENO Geoffrey	10/04/1984	3	27:51.16	
3	2091	 TAN JOSEPH NAASI Fabian	24/12/1985	6	27:51.99	SB
4	1621	 KEN LANGAT Paul	24/09/1982	10	27:52.36	
5	2144	 UGA BUSIENEI KIPKEMEI Wilson	18/08/1981	8	28:37.38	
6	2088	 TAN MARWA MKAMI Dickson	09/03/1982	9	28:47.49	
7	1836	 NZL AISH Michael	24/07/1976	2	29:05.55	
8	1360	 ENG THOMPSON Gavin	09/04/1980	7	29:41.77	
	2086	 TAN LUSATO Nyangero	12/02/1985	4	DNF	
	1610	 KEN EBUYA Joseph	20/06/1987	1	DNS	

2006 Commonwealth Games

Athletics

Men's Marathon Final









Rk	Bib	Country - Name	Birth Date	Results	Record Type	5km	10km	15km	20km	Half	25km	30km	35km	40km
1	2093	 RAMADHANI NYONYI Samson	25/12/1982	2:11:29	SB	15:37 (2)	30:34 (4)	45:33 (3)	1:00:51 (3)	1:04:13 (2)	1:16:20 (2)	1:31:53 (1)	1:47:45 (1)	2:04:14 (1)
2	1633	 MOGAKA TUMBO Fred	18/06/1978	2:12:03	PB	15:39 (4)	30:33 (2)	45:26 (2)	1:00:28 (1)	1:03:48 (1)	1:15:58 (1)	1:31:53 (1)	1:47:45 (1)	2:04:15 (2)
3	1355	 ROBINSON Daniel	13/01/1975	2:14:50		15:46 (11)	31:00 (5)	46:39 (5)	1:02:40 (5)	1:06:13 (4)	1:18:58 (4)	1:34:52 (4)	1:50:47 (3)	2:07:21 (3)
4	1079	 WESTCOTT Scott	25/09/1975	2:16:32		15:45 (6)	31:00 (5)	46:39 (5)	1:02:41 (9)	1:06:13 (4)	1:18:58 (4)	1:35:00 (5)	1:51:27 (5)	2:08:54 (4)
5	1051	 LEATHERBY Andrew	19/09/1973	2:17:11		15:45 (6)	31:00 (5)	46:39 (5)	1:02:40 (5)	1:06:13 (4)	1:18:58 (4)	1:35:22 (6)	1:52:20 (6)	2:09:50 (6)
6	1636	 YATOR Jacob	05/08/1982	2:17:31		15:39 (4)	30:33 (2)	45:50 (4)	1:01:25 (4)	1:04:49 (3)	1:17:39 (3)	1:34:25 (3)	1:51:02 (4)	2:08:56 (5)
7	1060	 NANKERVIS Shane	06/05/1974	2:19:15		15:45 (6)	31:00 (5)	46:40 (9)	1:02:40 (5)	1:06:13 (4)	1:18:59 (7)	1:35:36 (8)	1:52:54 (8)	2:10:36 (7)
8	2090	 ROBERT NAALI Francis	10/02/1972	2:19:39		16:11 (14)	31:59 (14)	48:01 (12)	1:03:59 (11)	1:07:29 (10)	1:20:47 (9)	1:38:27 (9)	1:55:39 (10)	2:12:32 (9)
9	1681	 NKOKA Lebenya	19/10/1982	2:19:40		15:45 (6)	31:00 (5)	46:39 (5)	1:02:40 (5)	1:06:13 (4)	1:18:59 (7)	1:35:22 (6)	1:52:29 (7)	2:11:12 (8)
10	1682	 SELLO Teboho	17/02/1979	2:19:58	PB	15:46 (11)	31:58 (12)	48:49 (13)	1:05:35 (12)	1:09:13 (11)	1:22:22 (11)	1:38:53 (10)	1:55:19 (9)	2:12:32 (9)
11	1913	 MOLEMA Neo	29/09/1976	2:29:04		15:37 (2)	31:00 (5)	47:06 (11)	1:03:44 (10)	1:07:26 (9)	1:20:47 (9)	1:38:59 (11)	1:59:07 (11)	2:19:52 (11)
12	2028	 TURAY Mohamed	24/12/1978	2:50:19		16:33 (15)	33:58 (15)	51:34 (15)	1:09:47 (14)	1:13:49 (12)	1:29:00 (12)	1:49:24 (12)	2:11:25 (12)	2:38:30 (12)
13	1558	 GUTZMORE Andrew	30/07/1966	2:51:55		18:33 (16)	37:02 (16)	55:44 (16)	1:14:46 (15)	1:18:57 (13)	1:34:01 (13)	1:54:41 (13)	2:17:23 (13)	2:40:51 (13)
14	2000	 DUNCAN Errol	11/02/1961	3:11:21		21:04 (17)	42:10 (17)	1:04:10 (17)	1:26:19 (16)	1:31:32 (14)	1:49:07 (14)	2:11:41 (14)	2:34:49 (14)	3:00:22 (14)
	2092	 ISEGWE NJUNGUDA Christopher	22/02/1976	DNF		15:36 (1)	30:31 (1)	45:25 (1)	1:00:28 (1)	1:32:02 (15)			2:35:00 (15)	
	1677	 [Name]	10/08/1974	DNF		15:45	31:00	47:01						

	MAINE Tsotang				(6)	(5)	(10)						
1914	 RSA MPOLOKENG Tseko	17/01/1976	DNF		15:52 (13)	31:58 (12)	48:49 (13)	1:06:28 (13)					

2006 Commonwealth Games

Athletics

Men's 110m Hurdles Final

Wind-1.1							
Rk	Bib	Country - Name	Birth Date	Lane	Reaction Time	Results	Record Type
1	1569	 JAM WIGNALL Maurice	17/04/1976	4	0.155	13.26	
2	1969	 SCO BAILLIE Chris	21/04/1981	6	0.175	13.61	
3	1363	 ENG TURNER Andrew	19/09/1980	5	0.160	13.62	SB
4	1214	 CAN ALLEN Charles	29/03/1977	7	0.163	13.66	
5	1559	 JAM PINNOCK Christopher	26/03/1979	8	0.204	13.67	
6	1898	 RSA BOWNES Shaun	24/10/1970	3	0.160	13.70	
7	1337	 ENG HUGHES David	31/05/1984	1	0.169	13.70	
8	1223	 CAN MacLEOD Jared	03/04/1980	2	0.234	13.80	

2006 Commonwealth Games

Athletics














Men's 400m Hurdles Final

Rk	Bib	Country - Name	Birth Date	Lane	Reaction Time	Results	Record Type
1	1929	RSA - VAN ZYL Louis	20/07/1985	6	0.199	48.05	GR
2	1916	RSA - MYBURGH Alwyn	13/10/1980	4	0.158	48.23	SB
3	1565	JAM - THOMPSON Kemel	25/09/1974	5	0.172	48.65	
4	2178	WAL - WILLIAMS Rhys	27/02/1984	3	0.148	49.09	PB
5	1030	AUS - COLE Brendan	29/05/1981	8	0.166	49.41	
6	1557	JAM - GRIFFITHS Dean	27/01/1980	7	0.191	49.85	
7	1900	RSA - DE VILLIERS Pieter	13/07/1982	2	0.171	50.51	
8	1353	ENG - RAWLINSON Christopher	19/05/1972	1	0.181	52.89	

2006 Commonwealth Games

Athletics

Men's 3000m Steeplechase Final

Rk	Bib	Country - Name	Birth Date	Order	Results	Record Type
1	1635	 KEN KEMBOI YANO Ezekiel	25/05/1982	4	8:18.17	
2	1617	 KEN KIPROTICH KOECH Wesley	01/08/1979	3	8:19.38	
3	1631	 KEN KOSGEI SERONEY Reuben	02/08/1979	10	8:19.82	
4	1034	 AUS DENT Martin	08/02/1979	5	8:28.98	PB
5	1359	 ENG STOKES Stuart	05/12/1976	13	8:29.94	SB
6	1063	 AUS NOWILL Peter	15/06/1979	12	8:30.59	
7	1921	 RSA RAMOLEFI Ruben	17/07/1978	8	8:35.91	
8	1222	 CAN KERR Matthew	03/05/1976	1	8:38.97	
9	1321	 ENG BOWDEN Adam	05/08/1982	14	8:43.08	
10	1910	 RSA MKHABELA Ali	19/07/1979	9	8:56.67	
11	1019	 AUS ABDI Youcef	07/12/1977	7	9:02.22	
12	1335	 ENG GUNN Luke	22/03/1985	11	9:08.02	
13	1887	 PNG YAO Sapolai	15/09/1982	6	9:40.79	

	1973	 SCO <u>SHEPPARD Kevin</u>	27/01/1979	2	DNF
--	------	---	------------	---	-----

2006 Commonwealth Games

Athletics






Men's 20km Walk Final




Rk	Bib	Country - Name	Birth Date	Results	Red Cards	Record Type	2km	4km	6km	8km	10km	12km	14km	16km	18km
1	1033	 AUS DEAKES Nathan	17/08/1977	1:19:55		GR	7:44 (1)	15:32 (1)	23:32 (1)	31:39 (1)	39:36 (1)	47:34 (1)	55:38 (1)	1:03:43 (1)	1:11:53 (1)
2	1020	 AUS ADAMS Luke	22/10/1976	1:21:38			7:45 (2)	15:43 (2)	23:48 (2)	31:50 (2)	39:55 (2)	48:05 (2)	56:20 (2)	1:04:43 (2)	1:13:14 (2)
3	1074	 AUS TALLENT Jared	17/10/1984	1:23:32	~		8:18 (3)	16:29 (3)	24:43 (3)	32:49 (3)	41:01 (3)	49:19 (3)	57:40 (3)	1:06:11 (3)	1:14:48 (3)
4	1629	 KEN KIMUTAI ROTICH David	19/08/1969	1:25:42			8:18 (3)	16:51 (4)	25:31 (4)	34:23 (4)	43:01 (4)	51:34 (4)	1:00:04 (4)	1:08:28 (4)	1:17:06 (4)
5	1502	 IND JALAN Parayil	23/10/1983	1:30:43			8:18 (3)	17:05 (5)	26:16 (5)	35:14 (5)	44:19 (5)	53:26 (6)	1:02:36 (5)	1:11:54 (5)	1:21:19 (5)
6	1340	 ENG KING Daniel	30/05/1983	1:31:17	>>		8:36 (6)	17:26 (6)	26:20 (6)	35:17 (6)	44:19 (5)	53:25 (5)	1:02:36 (5)	1:11:56 (6)	1:21:21 (6)
7	1341	 ENG KING Dominic	30/05/1983	1:32:21	>		8:36 (6)	17:28 (7)	26:20 (6)	35:23 (7)	44:30 (7)	53:46 (7)	1:03:11 (7)	1:12:48 (7)	1:22:30 (7)
8	1351	 ENG PENN Andrew	31/03/1967	1:32:54	>		8:39 (8)	17:47 (9)	27:07 (9)	36:23 (8)	45:37 (8)	54:52 (8)	1:04:10 (8)	1:13:35 (8)	1:23:11 (8)
	1416	 FIJ CHAND Dip	27/08/1969	DNF											
	1693	 MAS MOHD SHARRULHAIZY Abd	19/02/1980	DSQ	~~~	230.1	8:50 (9)	17:40 (8)	26:28 (8)						

2006 Commonwealth Games

Athletics

Men's 4x100m Relay Final






Rk	Country - Name	Bib	Members	Birth Date	Lane	Reaction Time	Results
1	 JAM Jamaica				3	0.170	38.36
		1555	FRATER Michael	10/06/1982			
		1567	WAUGH Ainsley	17/09/1981			
		1570	WILLIAMS Chris	15/03/1972			
		1560	POWELL Asafa	23/11/1982			
2	 RSA South Africa				7	0.257	38.98
		1917	NEWTON Lee-Roy	19/12/1978			
		1906	JULIUS Leigh	25/03/1985			
		1920	PRINSLOO Snyman	22/05/1984			
		1930	VRIES Sherwin	22/03/1980			
3	 CAN Canada				5	0.152	39.21
		1214	ALLEN Charles	29/03/1977			
		1221	HENRY Anson	09/03/1979			
		1233	TAYLOR Nathan	31/01/1983			
		1226	PARRIS Emanuel	07/10/1982			
4	 MRI Mauritius				8	0.269	39.97
		1741	COIFFIC Fabrice	25/08/1984			
		1739	AUGUSTIN Fernando	25/04/1980			
		1740	BUCKLAND Stephan	12/01/1977			
		1744	KOWLESSUR Ommanandsing	29/03/1982			
5	 ANT				2	0.151	40.76




Antigua & Barbuda						
	1008	BARNES Nkosie	17/12/1974			
	1007	BAILEY Daniel	09/09/1986			
	1012	MILLER Ivan	20/02/1978			
	1009	CHRISTIAN Brendan	11/12/1983			
 AUS Australia				4	0.166	DNF
	1025	BATMAN Daniel	20/03/1981			
	1048	JOHNSON Patrick	26/09/1972			
	1056	MILLER Adam	22/06/1984			
	1071	SHIRVINGTON Matthew	25/10/1978			
 GHA Ghana				1	0.210	DNF
	1447	AGYEMAN Clement	24/02/1981			
	1453	MYLES-MILLS Leo	05/09/1973			
	1454	NKANSAH Eric	12/12/1974			
	1449	ZAKARI Aziz	02/09/1976			
 NZL New Zealand				6	0.169	DNF
	1839	BROWN Matthew	29/08/1986			
	1845	MORTIMER James	01/03/1983			
	1840	DOLPHIN James	17/06/1983			
	1841	DONALDSON Christopher	26/05/1975			

2006 Commonwealth Games

Athletics

Men's 4x400m Relay Final













Rk	Country - Name	Bib	Members	Birth Date	Lane	Reaction Time	Results	Record Type
1	 AUS Australia				6	0.231	3:00.93	
		1072	STEFFENSEN John	30/08/1982				
		1077	TROODE Christopher	19/02/1983				
		1064	ORMROD Mark	01/12/1982				
		1046	HILL Clinton	19/04/1980				
2	 RSA South Africa				7	0.183	3:01.84	
		1927	VAN DER MERWE Jan	16/03/1984				
		1911	MOGAWANE Iginitius	20/02/1982				
		1903	GORRIES Paul	28/02/1981				
		1929	VAN ZYL Louis	20/07/1985				
3	 JAM Jamaica				1	0.251	3:01.94	
		1554	DAVIS Lansford	11/10/1978				
		1552	CLARKE Davian	30/04/1976				
		1564	SPENCE Lansford	15/12/1982				
		1556	GONZALES Jermaine	26/11/1984				
4	 ENG England				5	0.220	3:02.01	
		1358	STEELE Andrew	19/09/1984				
		1361	TOBIN Robert	20/12/1983				
		1329	DEVONISH Marlon	01/06/1976				
		1356	ROONEY Martyn	03/04/1987				
5	 NGR				2	0.289	3:02.16	

	Nigeria							
		1781	LAWAL Bola	26/06/1976				
		1778	GODDAY James	09/01/1984				
		1787	WELGOPWA Saul	14/06/1984				
		1786	UDO-OBONG Enefiok	22/05/1982				
6	 SRI Sri Lanka				8	0.320	3:06.42	
		2052	KUMARA Rohan	10/03/1975				
		2053	PUSHPAKUMARA Rohitha	14/01/1982				
		2057	WEERASURIYA Shiwantha	02/04/1979				
		2051	AMARASEKARA Prasanna	21/03/1981				
	 BAH Bahamas				4	0.209	DNF	
		1147	DARLING Dennis	06/05/1975				
		1152	MONCUR Avard	02/11/1978				
		1148	DEMERITTE Dominic	22/02/1978				
		1146	BROWN Christopher	15/08/1978				
	 TRI Trinidad & Tobago				3	0.297	DSQ	170.9
		2122	BARRY Damion	03/03/1982				
		2131	RAEBURN Julieon	18/09/1978				
		2127	KIRK Sherridan	11/02/1981				
		2128	MODIBO Ato	19/03/1979				

2006 Commonwealth Games

Athletics









Men's Discus Throw Final

Rk	Bib	Country - Name	Birth Date	Results	1	2	3	4	5	6
1	1053	 AUS MARTIN Scott	12/10/1982	63.48	61.34	58.71	59.51	60.89	60.55	63.48
2	1234	 CAN TUNKS Jason	07/05/1975	63.07	63.07	X	X	X	61.99	X
3	1229	 CAN SLOWICK Dariusz	15/08/1977	61.49	57.93	58.44	X	X	61.49	58.12
4	1905	 RSA HOPLEY Johannes	26/01/1981	60.99	60.99	59.40	57.78	X	59.22	60.63
5	1347	 ENG MYERSCOUGH Carl	21/10/1979	60.64	56.05	60.18	58.18	X	59.44	60.64
6	1498	 IND GOWDA Vikas	05/07/1983	60.08	X	56.20	X	59.90	60.08	X
7	1364	 ENG UDECHUKU Chukwuemeka	10/07/1979	59.36	55.14	58.80	57.59	59.36	58.82	X
8	1045	 AUS HARRADINE Benn	14/10/1982	58.87	55.95	54.42	X	57.87	X	58.87
9	1923	 RSA ROBBERTS Janus	10/03/1979	55.57	54.83	55.57	X			
10	1298	 CYP MITSIDES Petros	12/12/1977	52.99	51.63	49.77	52.99			
11	1061	 AUS NEIGHBOUR Aaron	02/12/1977	49.61	49.32	49.61	X			
12	1962	 SAM SOLA Shaka	14/03/1977	47.74	X	X	47.74			

2006 Commonwealth Games

Athletics









Men's Hammer Throw Final

Rk	Bib	Country - Name	Birth Date	Results	Record Type	1	2	3	4	5	6
1	1067	 AUS RENDELL Stuart	30/06/1972	77.53	GR	70.00	77.53	X	X	X	X
2	1230	 CAN STEACY James	29/05/1984	74.75		73.18	71.27	71.61	69.36	71.78	74.75
3	1904	 RSA HARMSE Christiaan	31/05/1973	73.81		71.99	71.60	73.08	71.26	73.81	73.05
4	1332	 ENG FROST Andrew	17/04/1981	72.62	PB	69.90	72.62	X	72.17	70.18	X
5	1339	 ENG JONES Michael	23/07/1963	70.09		69.42	70.09	69.33	X	68.74	38.55
6	1322	 ENG BOWN Simon	21/11/1974	65.42		63.35	63.19	65.42	65.30	65.21	63.60
7	1235	 CAN WOODSKE Derek	22/10/1976	64.42		62.29	X	64.40	X	64.42	X
8	1785	 NGR OSAMUDIAME Osazuwa	04/05/1981	62.71	SB	60.37	60.55	60.50	X	62.71	59.48
9	1299	 CYP SOFIANOS Petros	15/03/1982	59.79		59.79	57.72	59.36			
10	1970	 SCO PARK Iain	16/07/1974	59.00		59.00	57.20	X			
11	1961	 SAM SEVE Faleono	05/12/1977	52.63		52.63	51.07	52.38			
12	1298	 CYP MITSIDES Petros	12/12/1977	52.58		49.87	52.58	X			
13	1266	 CAY LETTERLOUGH Michael	26/09/1984	47.56		X	X	47.56			

2006 Commonwealth Games

Athletics














Men's High Jump Final

Rk	Bib	Country - Name	Birth Date	Results	Record Type	2.00	2.05	2.10	2.15	2.20	2.23	2.26	2.29	2.31
1	1216	 CAN BOSWELL Mark	28/09/1977	2.26		-	-	-	-	O	O	O	XXX	
2	1320	 ENG BERNARD Martyn	15/12/1984	2.26	SB	-	-	-	O	O	XO	XXO	XXX	
3	1296	 CYP IOANNOU Kyriacos	26/07/1984	2.23		-	-	O	O	O	O	XXX		
4	1159	 BAH THOMAS Donald	01/07/1984	2.23		O	O	O	XXO	O	XO	XXX		
5	1899	 RSA CARELSE Ramsay	30/10/1985	2.20		-	-	O	O	XO	XXX			
5	1057	 AUS MORONEY Nicholas	03/08/1972	2.20		-	O	O	O	XO	XXX			
7	2172	 WAL MITCHELL Robert	14/09/1980	2.15		-	O	XO	O	XXX				
8	1326	 ENG CHALLENGER Benjamin	07/03/1978	2.15		-	-	-	XO	XXX				
9	1010	 ANT GRAYMAN James	11/10/1985	2.10		O	O	O	XXX					
10	1295	 CYP CONSTANTINOI Ioannis	23/03/1978	2.10		-	O	XO	XXX					
11	1350	 ENG PARSONS Thomas	05/05/1984	2.10		-	XO	XO	XXX					
12	1207	 BOT RAMOHUBE Onnanye	02/03/1979	2.10		O	XO	XXO	XXX					

2006 Commonwealth Games

Athletics








Men's Javelin Throw Final

Rk	Bib	Country - Name	Birth Date	Results	Record Type	1	2	3	4	5	6
1	1348	 ENG NIELAND Nicholas	31/01/1972	80.10	SB	80.10	X	X	76.76	X	80.06
2	1043	 AUS HAMLYN HARRIS William	14/01/1978	79.89	SB	75.18	70.05	X	73.83	79.89	79.48
3	1036	 AUS DZIUBAK Oliver	30/03/1982	79.89		78.43	77.59	X	79.89	X	77.16
4	1919	 RSA PIENAAR Gerhardus	18/08/1981	78.91		69.94	75.54	78.91	74.62	74.45	75.41
5	1918	 RSA OOSTHUIZEN John	23/01/1987	78.32		77.15	74.34	76.55	73.16	78.32	75.33
6	1024	 AUS BANNISTER Jarrod	03/10/1984	78.06	PB	78.06	76.43	74.66	70.31	X	75.62
7	1843	 NZL FARQUHAR Stuart	15/03/1982	77.40		73.81	75.82	74.02	74.13	73.14	77.40
8	1228	 CAN RUSSELL Scott	16/01/1979	73.88		73.88	71.88	X	X	X	72.04
9	1349	 ENG PARKER David	28/02/1980	72.95		72.95	70.71	X			
10	1819	 NIR HOUGHTON Benjamin	06/07/1980	72.46	PB	72.46	69.94	68.07			
11	1870	 PAK IRFAN Muhammad Hussain	08/07/1976	72.28		61.43	68.19	72.28			
12	1818	 NIR ALLEN Michael	07/03/1980	70.56		68.05	70.56	X			
13	1922	 RSA RAUTENBACH Andre	06/02/1986	66.75		58.01	66.75	65.89			

2006 Commonwealth Games

Athletics








Men's Long Jump Final

Rk	Bib	Country - Name	Birth Date	Results	Record Type	1	2	3	4	5	6
1	1451	 GHA GAISAH Ignisious	20/07/1983	8.20 +0.2		7.97 +0.7	8.10 +0.1	X	8.20 +0.2	8.08 -0.5	X
2	1198	 BOT GARENAMOTSE Gable	28/02/1977	8.17 +0.2	PB	8.15 +0.6	X	X	8.17 +0.2	X	X
3	1050	 AUS LAPIERRE Fabrice	17/10/1983	8.10 -0.1		7.61 +0.7	8.10 -0.1	X	X	7.67 +0.6	X
4	1912	 RSA MOKOENA Khotso	06/03/1985	8.04 +0.4		8.03 +0.0	8.03 +0.6	8.04 +0.4	7.80 +0.0	7.44 +0.5	7.77 +0.7
5	1076	 AUS THORNELL John	22/04/1985	7.98 +0.8		7.78 -0.2	7.94 -0.3	7.80 +0.3	7.98 +0.8	X	X
6	1362	 ENG TOMLINSON Christopher	15/09/1981	7.96 +0.1	SB	7.60 +0.1	7.87 +0.8	7.96 +0.1	7.69 +0.6	X	7.93 +1.4
7	1065	 AUS PARRAVICINI Timothy	25/04/1981	7.91 +0.6		7.82 +0.2	7.84 -0.3	7.90 +0.1	7.91 +0.6	7.84 -0.2	7.87 +1.0
8	1357	 ENG RUTHERFORD Gregory	17/11/1986	7.85 -0.1		5.46 +0.0	7.85 -0.1	X	-	-	-
9	1909	 RSA McCLINTOCK Martin	30/06/1975	7.82 +0.2		7.70 +0.6	7.82 +0.2	7.81 +0.4			
10	1902	 RSA FOSU-AMOAHA Yaw	08/10/1981	7.71 +0.5		7.71 +0.5	6.73 +0.3	-			
11	1971	 SCO RITCHIE Darren	14/02/1975	7.54 +0.3		7.54 +0.3	7.43 +0.2	X			
12	1153	 BAH MOXEY Osbourne	27/08/1978	7.36 +0.4		X	7.30 -0.2	7.36 +0.4			

2006 Commonwealth Games

Athletics

Men's Pole Vault Final

Rk	Bib	Country - Name	Birth Date	Results	Record Type	4.90	5.05	5.20	5.35	5.50	5.60	5.70	5.75	5.80	6.01	6.01
1	1047	 AUS HOOKER Steve	16/07/1982	5.80	GR	-	-	-	-	-	O	O	-	O	XX X	
2	1052	 AUS MARKOV Dmitri	14/03/1975	5.60		-	-	-	-	XX O	O	X-	XX			
3	1344	 ENG LEWIS Steven	20/05/1986	5.50		-	-	XO	O	XO	XX X					
4	1324	 ENG BUCKFIELD Nicholas	05/06/1973	5.35		-	-	-	O	XX X						
5	1667	 LCA JOHNSON Dominic	31/10/1975	5.35		-	-	-	XO	XX X						
6	2174	 WAL SIMPSON Scott	21/07/1979	5.20		O	O	O	XX X							
	1029	 AUS BURGESS Paul	14/08/1979	NM		-	-	-	-	-	XX X					

2006 Commonwealth Games

Athletics




Men's Shot Put Final

Rk	Bib	Country - Name	Birth Date	Results	Record Type	1	2	3	4	5	6
1	1923	 RSA ROBBERTS Janus	10/03/1979	19.76		18.17	19.26	19.76	X	X	X
2	1561	 JAM SCOTT Dorian	01/02/1982	19.75		19.33	X	X	X	18.42	19.75
3	1053	 AUS MARTIN Scott	12/10/1982	19.48		19.48	19.28	X	X	X	X
4	1347	 ENG MYERSCOUGH Carl	21/10/1979	19.07		18.71	X	19.07	X	17.82	X
5	1498	 IND GOWDA Vikas	05/07/1983	18.46	SB	X	18.25	18.46	X	18.41	18.39
6	1032	 AUS CROSS Clay	26/11/1977	18.44		18.20	X	X	X	18.44	17.56
7	1905	 RSA HOPLEY Johannes	26/01/1981	18.44		18.44	X	X	X	17.97	18.04
8	1352	 ENG PROCTOR Mark	15/01/1963	17.59		17.13	17.59	17.12	17.24	17.37	X
9	1354	 ENG RIDER Scott	22/09/1977	17.10		16.67	X	17.10			
10	1962	 SAM SOLA Shaka	14/03/1977	16.47		16.17	16.47	16.03			
11	1298	 CYP MITSIDES Petros	12/12/1977	15.63		X	15.17	15.63			
	1869	 PAK ASHRAF ALI Muhammad	20/01/1978	DNS							

2006 Commonwealth Games

Athletics





Men's Triple Jump Final

Rk	Bib	Country - Name	Birth Date	Results	Record Type	1	2	3	4	5	6
1	1338	 ENG DOWU Phillips	30/12/1978	17.45 +0.2	SB	17.45 +0.2	17.18 +0.4	X	X	X	X
2	1912	 RSA MOKOENA Khotso	06/03/1985	16.95 +0.7		16.68 +0.3	13.87 -0.4	16.95 +0.7	16.70 +1.2	14.94 +0.7	16.10 +1.2
3	1049	 AUS JONES Alwyn	28/02/1985	16.75 +0.4		16.51 +0.8	X	16.65 +0.6	16.75 +0.4	X	16.66 +0.3
4	1059	 AUS MURPHY Andrew	18/12/1969	16.70 +0.7	SB	15.97 +1.1	16.54 +0.2	X	X	16.70 +0.7	15.97 +0.2
5	2132	 TRI SIMON LeJuan	07/02/1981	16.59 +0.6	SB	16.37 +0.3	X	16.14 +0.8	16.52 +0.9	16.59 +0.6	16.53 -0.3
6	1474	 GRN LEWIS Randy	15/11/1978	16.53 +1.9		14.82 +0.6	16.53 +1.9	X	X	X	X
7	2126	 TRI HERCULES Christopher	14/05/1979	16.47 +1.7		16.25 +0.4	16.47 +1.7	16.23 +0.3	X	16.19 +1.0	X
8	1566	 JAM WALKER Wilbert	07/01/1985	16.33 +1.1	PB	13.92 +0.7	X	16.33 +1.1	X	X	16.04 +0.7
9	1066	 AUS PERRY Michael	30/09/1977	16.24 +1.1		16.24 +1.1	16.03 +1.2	15.68 +0.8			
10	2173	 WAL SHALDERS Steven	24/12/1981	16.18 -0.6		X	16.18 -0.6	15.85 -0.3			
11	1158	 BAH SAUNDERS Antonio	06/10/1980	15.85 +0.7		15.44 +1.0	15.55 -0.6	15.85 +0.7			
12	1011	 ANT JOSEPH Ayata	10/08/1985	15.48 +0.1		X	15.48 +0.1	X			

2006 Commonwealth Games

Athletics









Men's 100m EAD T12 Final

Wind-1.6						
Rk	Bib	Country - Name	Birth Date	Lane	Reaction Time	Results
1	1768	 NGR ADESOJI Adekunle	24/10/1981	5	0.167	11.07
2	1907	 RSA LANGENHOVEN Hilton	21/06/1983	7	0.181	11.22
3	1776	 NGR ERIYO Etinosa	14/08/1978	1	0.187	11.43
4	1608	 KEN AUMA Andrew	21/05/1986	3	0.228	11.59

2006 Commonwealth Games

Athletics









Men's 200m EAD T46 Final

Wind-0.1							
Rk	Bib	Country - Name	Birth Date	Lane	Results	False Starts	Record Type
1	1041	 AUS FRANCIS Heath	16/11/1981	5	22.96		
2	1924	 RSA ROOS David	29/05/1982	4	23.12		
3	1780	 NGR LANSHIMA Vitalis	27/01/1977	3	23.16		
4	1884	 PNG KOMPAON Francis	16/01/1986	1	23.83		
5	2055	 SRI SHANTHA Sirimanna	20/02/1970	2	24.03		
6	1054	 AUS MATTHEWS Timothy	29/10/1974	7	24.24		
	1782	 NGR MBAKARA Godwin	12/12/1985	6	DSQ		163.3
	1497	 IND GIRRAJ Girraj	15/02/1975	8	DSQ	FS 1	163.3

2006 Commonwealth Games

Athletics









Men's Seated Discus Throw EAD Final

Rk	Bib	Country - Name	Birth Date	Results	Record Type	1	2	3	4	5	6
1	1551	 JAM CAMPBELL Tanto	15/01/1980	34.48		33.28	34.48	X	X	27.93	32.11
2	1224	 CAN MARTIN Jacques	28/09/1960	32.28	SB	29.91	29.23	28.99	28.22	32.28	32.19
3	1500	 IND JAYASEELAN Ranjith Kumar	02/09/1974	29.88		27.50	X	29.78	29.73	29.88	X
4	1779	 NGR IMBIMOH Anthony	04/08/1980	29.80	PB	26.61	24.02	29.23	27.74	29.80	28.67
5	1062	 AUS NICHOLSON Richard	30/06/1970	28.29	PB	19.99	21.85	25.34	27.14	28.29	27.37
6	1073	 AUS STITFALL Bryan	16/04/1984	27.84	SB	X	24.91	21.39	27.84	24.67	25.35
7	1042	 AUS GIDDY Terence	02/04/1950	27.04		26.42	26.59	25.48	27.04	26.36	26.74
8	1769	 NGR AKANNI Jelili	04/06/1971	17.96		17.96	X	X	15.29	12.78	14.06

2006 Commonwealth Games

Athletics









Women's 100m Final

Wind+0.2							
Rk	Bib	Country - Name	Birth Date	Lane	Reaction Time	Results	Record Type
1	1572	 JAM BROOKS Sheri-Ann	11/02/1983	3	0.160	11.19	PB
2	1947	 RSA PILLAY Geraldine	25/08/1977	6	0.194	11.31	
3	1279	 CMR ATANGANA Delphine	16/08/1984	8	0.156	11.39	
4	1404	 ENG TURNER Laura	12/08/1982	1	0.208	11.46	
5	1543	 IVB HARRIGAN Tahesia	15/02/1982	2	0.177	11.48	
6	1237	 CAN BROOMFIELD Erica	17/10/1977	5	0.166	11.49	
7	1110	 AUS McLELLAN Sally	19/09/1986	4	0.156	11.50	
8	1367	 ENG ANIA Emma	07/02/1978	7	0.217	11.51	

2006 Commonwealth Games

Athletics









Women's 200m Final

Wind+0.6							
Rk	Bib	Country - Name	Birth Date	Lane	Reaction Time	Results	Record Type
1	1588	 JAM SIMPSON Sherone	12/08/1984	3	0.165	22.59	
2	1574	 JAM CAMPBELL Veronica	15/05/1984	4	0.190	22.72	
3	1947	 RSA PILLAY Geraldine	25/08/1977	8	0.226	22.92	
4	1268	 CAY MOTHERSILL Cydonie	19/03/1978	6	0.275	23.01	
5	1572	 JAM BROOKS Sheri-Ann	11/02/1983	5	0.208	23.07	
6	1458	 GHA ANIM Vida	07/12/1983	2	0.211	23.34	SB
7	1279	 CMR ATANGANA Delphine	16/08/1984	7	0.188	23.45	PB
8	1281	 CMR MANI Leonie	24/02/1978	1	0.166	23.78	

2006 Commonwealth Games

Athletics









Women's 400m Final

Rk	Bib	Country - Name	Birth Date	Lane	Reaction Time	Results	Record Type
1	1390	 ENG OHURUOGU Christine	17/05/1984	5	0.269	50.28	PB
2	1165	 BAH WILLIAMS Tonique	17/01/1976	4	0.170	50.76	
3	1593	 JAM WILLIAMS Novlene	26/04/1982	6	0.228	51.12	
4	1160	 BAH AMERTIL Christine	18/08/1979	3	0.264	51.52	
5	1595	 JAM WILLIAMS Shericka	17/09/1985	2	0.215	51.81	
6	1476	 GRN REGIS Hazel	01/02/1981	7	0.207	52.35	
7	1518	 IND KAUR Manjit	04/04/1982	1	0.346	52.58	
8	1095	 AUS HAYWARD Rosemary	10/11/1980	8	0.223	52.81	

2006 Commonwealth Games

Athletics


Women's 800m Final

Rk	Bib	Country - Name	Birth Date	Order	Results	Record Type
1	1637	 KEN JEPKOSGEI Janeth	13/12/1983	4	1:57.88	
2	1589	 JAM SINCLAIR Kenia	14/07/1980	6	1:58.16	PB
3	1732	 MOZ MUTOLA Maria	27/10/1972	5	1:58.77	SB
4	1985	 SCO SCOTT Susan	26/09/1977	1	1:59.02	PB
5	1238	 CAN CUMMINS Diane	19/01/1974	3	1:59.31	SB
6	1400	 ENG SIMPSON Jemma	10/02/1984	8	2:01.11	PB
7	1391	 ENG OKORO Marilyn	23/09/1984	2	2:01.65	
8	1475	 GRN BERNARD THOMAS Neisha	21/01/1981	7	2:01.96	

2006 Commonwealth Games

Athletics












Women's 1500m Final

Rk	Bib	Country - Name	Birth Date	Order	Results	Record Type
1	1375	 ENG DOBRISKEY Lisa	23/12/1983	11	4:06.21	
2	1101	 AUS JAMIESON Sarah	24/03/1975	5	4:06.64	
3	2191	 WAL TULLETT Hayley	17/02/1973	3	4:06.76	SB
4	1371	 ENG CLITHEROE Helen	02/01/1974	2	4:06.81	
5	1245	 CAN HUSSAR Carmen	12/03/1977	4	4:07.48	
6	1136	 AUS WALSHAM Suzanne	22/11/1973	6	4:08.42	SB
7	1642	 KEN KIBIWOT Viola	22/12/1983	10	4:08.74	SB
8	1241	 CAN ELMORE Malindi	13/03/1980	9	4:09.06	SB
9	1180	 BER COUPER Ashley	05/12/1977	7	4:10.48	PB
10	1983	 SCO OVENS Hayley	05/12/1975	8	4:10.75	
11	1252	 CAN STELLINGWERFF Hilary	07/08/1981	12	4:11.48	
12	1089	 AUS CORRIGAN Lisa	02/12/1984	1	4:15.05	

2006 Commonwealth Games

Athletics











Women's 5000m Final

Rk	Bib	Country - Name	Birth Date	Order	Results	Record Type
1	1649	 KEN OCHICHI Isabella	28/10/1979	6	14:57.84	
2	1393	 ENG PAVEY Joanne	20/09/1973	1	14:59.08	
3	1641	 KEN WANGUI KABUU Lucy	24/03/1983	9	15:00.20	
4	1122	 AUS WELLINGS Eloise	09/11/1982	7	15:00.69	PB
5	1101	 AUS JAMIESON Sarah	24/03/1975	8	15:02.90	PB
6	1639	 KEN CHENONGE Ines	01/02/1982	3	15:12.34	
7	1236	 CAN BABCOCK Courtney	30/06/1972	2	15:44.22	
8	2096	 TAN MRISHO Zakia	19/02/1984	5	15:50.87	
9	1381	 ENG HARVEY Natalie	19/01/1975	11	15:51.94	
10	1707	 MAW CHANDAMALE Lucia	18/06/1988	10	17:10.46	
	1975	 SCO BUTLER Kathy	22/10/1973	4	DNS	

2006 Commonwealth Games

Athletics


Women's 10000m Final








Rk	Bib	Country - Name	Birth Date	Order	Results	Record Type
1	1641	 KEN WANGUI KABUU Lucy	24/03/1983	6	31:29.66	
2	1647	 KEN WAMBUI NGANGA Evelyne	04/04/1986	7	31:30.86	
3	1408	 ENG YAMAUCHI Mara	13/08/1973	9	31:49.40	PB
4	1102	 AUS JOHNSON Benita	06/05/1979	5	31:58.08	
5	1133	 AUS THOMPSON Anna	11/12/1976	1	32:27.74	PB
6	1410	 ENG YELLING Hayley	03/01/1974	4	32:32.38	
7	1975	 SCO BUTLER Kathy	22/10/1973	8	32:44.29	
8	1250	 CAN QUINN Tara	19/09/1979	3	33:15.50	
9	2182	 WAL DUGDALE Catherine	29/11/1974	2	34:09.85	PB
10	1977	 SCO FAGAN Collette	06/06/1982	10	34:35.16	

2006 Commonwealth Games

Athletics

Women's Marathon Final



Rk	Bib	Country - Name	Birth Date	Results	Record Type	5km	10km	15km	20km	Half	25km	30km	35km	40km
1	1108	 AUS McCANN Kerry	02/05/1967	2:30:54	SB	18:45 (1)	36:21 (2)	54:20 (1)	1:12:23 (1)	1:16:23 (1)	1:30:10 (1)	1:47:51 (1)	2:05:26 (1)	2:23:23 (1)
2	1644	 KEN CHERONO KOSKEI Hellen	22/02/1984	2:30:56	PB	18:45 (1)	36:22 (8)	54:20 (1)	1:12:24 (3)	1:16:23 (1)	1:30:11 (2)	1:47:51 (1)	2:05:26 (1)	2:23:24 (2)
3	1409	 ENG YELLING Elizabeth	05/12/1974	2:32:19	SB	18:45 (1)	36:21 (2)	54:20 (1)	1:12:24 (3)	1:16:23 (1)	1:30:11 (2)	1:47:53 (3)	2:05:54 (3)	2:24:19 (3)
4	2187	 WAL MORRIS Tracey	09/09/1967	2:33:13	PB	18:46 (10)	36:23 (11)	54:20 (1)	1:12:24 (3)	1:16:25 (9)	1:30:29 (7)	1:48:27 (4)	2:06:28 (4)	2:25:04 (4)
5	2094	 TAN AKUNAAAY Josephine	13/03/1986	2:36:27	PB	18:45 (1)	36:21 (2)	54:20 (1)	1:12:23 (1)	1:16:24 (5)	1:30:12 (4)	1:48:31 (5)	2:07:11 (5)	2:27:07 (5)
6	1247	 CAN KORTCHAGUINA Liudmila	26/07/1971	2:36:43		18:45 (1)	36:22 (8)	54:21 (7)	1:12:24 (3)	1:16:23 (1)	1:30:21 (5)	1:48:31 (5)	2:07:28 (6)	2:27:34 (6)
7	1094	 AUS SMYTHE Kate	22/09/1972	2:38:30		18:45 (1)	36:21 (2)	54:20 (1)	1:12:24 (3)	1:16:24 (5)	1:30:23 (6)	1:49:11 (7)	2:08:08 (7)	2:28:25 (7)
8	1129	 AUS SHELLEY Lauren	02/12/1976	2:39:13		18:46 (10)	36:22 (8)	54:21 (7)	1:12:25 (10)	1:16:24 (5)	1:30:49 (9)	1:49:55 (8)	2:09:41 (9)	2:30:06 (8)
9	1978	 SCO HAINING Hayley	06/03/1972	2:39:39		18:46 (10)	36:23 (11)	54:21 (7)	1:12:24 (3)	1:16:26 (10)	1:30:59 (10)	1:49:55 (8)	2:09:15 (8)	2:30:47 (9)
10	1984	 SCO PARTRIDGE Susan	04/01/1980	2:39:54		18:46 (10)	36:23 (11)	54:21 (7)	1:12:24 (3)	1:16:26 (10)	1:31:07 (11)	1:50:34 (11)	2:10:21 (10)	2:31:10 (10)
11	1253	 CAN STEVENSON Nicole	13/09/1973	2:40:58		18:46 (10)	36:25 (16)	54:21 (7)	1:12:33 (12)	1:16:36 (12)	1:31:20 (12)	1:50:52 (12)	2:11:01 (12)	2:31:44 (11)
12	1942	 RSA MAXWELL Tanith	02/06/1976	2:41:47		18:47 (18)	36:45 (17)	55:12 (16)	1:14:00 (16)	1:18:13 (16)	1:33:24 (14)	1:53:15 (13)	2:12:54 (13)	2:33:09 (13)
13	1684	 LES TJOKA Mamoroallo	25/10/1984	2:43:35		18:46 (10)	36:23 (11)	54:22 (13)	1:12:25 (10)	1:16:24 (5)	1:30:39 (8)	1:49:55 (8)	2:10:46 (11)	2:33:08 (12)
14	1648	 KEN NYANGACHA Rose	28/10/1976	2:46:49		18:45 (1)	36:21 (2)	54:21 (7)	1:13:38 (13)	1:17:56 (13)	1:33:39 (16)	1:54:14 (15)	2:15:28 (14)	2:37:31 (14)
15	1948	 RSA RADEMEYER Charne	06/11/1975	2:50:05		18:46 (10)	36:45 (17)	55:54 (17)	1:16:00 (17)	1:20:30 (17)	1:36:41 (17)	1:57:53 (17)	2:19:08 (15)	2:40:46 (15)
16	1979	 SCO	01/06/1971	2:51:41		19:29	38:42	58:22	1:18:24	1:22:52	1:38:53	2:00:00	2:21:05	2:42:21

		HICKS Shona			(20)	(20)	(18)	(18)	(18)	(18)	(18)	(16)	(16)
17	1753	 MRI FLORENS Danielle	15/10/1964	2:58:56	19:41 (21)	39:29 (21)	59:39 (20)	1:20:32 (20)	1:25:08 (20)	1:41:50 (19)	2:03:45 (19)	2:25:53 (17)	2:48:49 (17)
18	1862	 NZL MOORE Rebecca	11/12/1973	3:03:35	20:01 (22)	39:29 (21)	59:34 (19)	1:20:20 (19)	1:24:57 (19)	1:41:57 (20)	2:04:34 (20)	2:27:22 (18)	2:52:34 (18)
19	1584	 JAM MARTIN Arieta	16/08/1980	3:34:36	20:48 (23)	42:16 (23)	1:04:19 (21)	1:27:47 (21)	1:32:49 (21)	1:51:41 (21)	2:18:01 (21)	2:47:18 (19)	3:17:29 (19)
	1859	 NZL HUNTER-GALVAN Liza	25/06/1969	DNF	18:54 (19)	36:50 (19)	55:04 (15)	1:13:49 (14)	1:17:58 (14)	1:32:54 (13)	1:53:17 (14)		
	2097	 TAN MAJAH SELLI Sarah	12/05/1981	DNF	18:45 (1)	36:21 (2)	54:37 (14)	1:13:49 (14)	1:18:06 (15)	1:33:31 (15)	1:54:20 (16)		
	1386	 ENG MASON Debra	31/01/1968	DNF	18:46 (10)	36:23 (11)							
	1761	 NAM NAIGAMBO Beata	11/03/1980	DNF	18:45 (1)	36:20 (1)							

2006 Commonwealth Games

Athletics









Women's 100m Hurdles Final

Wind-0.3							
Rk	Bib	Country - Name	Birth Date	Lane	Reaction Time	Results	Record Type
1	1578	 JAM FOSTER-HYLTON Brigitte	07/12/1974	5	0.141	12.76	
2	1256	 CAN WHYTE Angela	22/05/1980	3	0.144	12.94	
3	1576	 JAM ENNIS-LONDON Delloreen	05/03/1975	6	0.143	13.00	
4	1579	 JAM GOLDING-CLARKE Lacena	20/03/1975	4	0.149	13.01	
5	1090	 AUS CULLEN Fiona	31/08/1979	1	0.190	13.31	
6	1394	 ENG PRATT Julie	20/03/1979	2	0.187	13.48	
7	1301	 CYP BAOURDA Evmorfia	13/01/1982	8	0.274	13.64	
	1110	 AUS McLELLAN Sally	19/09/1986	7	0.146	DSQ	168.7d

2006 Commonwealth Games

Athletics















Women's 400m Hurdles Final

Rk	Bib	Country - Name	Birth Date	Lane	Reaction Time	Results	Record Type
1	1120	 AUS PITTMAN Jana	09/11/1982	6	0.195	53.82	GR
2	1372	 ENG DANVERS SMITH Natasha	19/09/1977	3	0.193	55.17	SB
3	1982	 SCO McCONNELL Lee	09/10/1978	5	0.258	55.25	PB
4	1396	 ENG SANDERS Nicola	23/06/1982	8	0.208	55.32	PB
5	1592	 JAM STODDART Shevon	21/11/1982	4	0.200	56.67	
6	1696	 MAS MOHD KHALID Norasheela	27/09/1979	1	0.202	56.89	
7	1087	 AUS BRITO Sonia	10/06/1979	2	0.288	57.23	
	1304	 CYP SIALOU Androula	27/01/1973	7	0.280	DSQ	163.3

2006 Commonwealth Games

Athletics










Women's 3000m Steeplechase Final

Rk	Bib	Country - Name	Birth Date	Order	Results	Record Type
1	2151	 UGA INZIKURU Dorcus	02/02/1982	6	9:19.51	
2	1125	 AUS ROLLISON Melissa	13/04/1983	2	9:24.29	PB
3	1106	 AUS MACFARLANE Donna	18/06/1977	15	9:25.05	PB
4	1113	 AUS MITCHELL Victoria	25/04/1982	11	9:34.24	PB
5	1860	 NZL McILROY Kate	26/08/1981	3	9:35.70	PB
6	1643	 KEN KIPTUM Jeruto	29/12/1981	4	9:49.09	PB
7	1368	 ENG ANKIER Joanna	05/08/1982	9	9:53.12	
8	1370	 ENG BROWN Tina	22/08/1976	14	10:09.14	
9	1583	 JAM HYMAN Madrea	22/12/1972	13	10:09.74	
10	1941	 RSA MASEHLA Tebogo	10/06/1979	1	10:11.64	
11	1638	 KEN CHEMWEK Jackline	15/02/1983	8	10:15.65	PB
12	1650	 KEN TUWEI Esther	21/04/1981	12	10:24.09	
13	1932	 RSA CONRAD Nolene	26/07/1985	10	10:26.84	
14	1857	 NZL FORLONG Rebecca	13/07/1986	7	10:36.08	
	1582	 JAM HINDS Korine	18/10/1976	5	DNS	

2006 Commonwealth Games

Athletics






Women's 20km Walk Final


Rk	Bib	Country - Name	Birth Date	Results	Red Cards	Record Type	2km	4km	6km	8km	10km	12km	14km	16km	18km
1	1127	 AUS SAVILLE Jane	05/11/1974	1:32:46	~	GR	9:14 (1)	18:14 (1)	27:24 (1)	36:34 (1)	45:48 (1)	55:04 (1)	1:04:16 (1)	1:13:39 (1)	1:23:10 (1)
2	1128	 AUS SAVILLE Natalie	07/09/1978	1:33:33	>	SB	9:14 (1)	18:14 (1)	27:26 (2)	36:40 (2)	45:54 (2)	55:11 (2)	1:04:28 (2)	1:14:00 (2)	1:23:45 (2)
3	1137	 AUS WEBB Cheryl	03/10/1976	1:36:03	>		9:15 (3)	18:28 (3)	27:55 (3)	37:15 (3)	46:34 (3)	56:01 (3)	1:05:42 (3)	1:15:38 (3)	1:25:45 (3)
4	1933	 RSA CRONJE Nicolene	16/06/1983	1:38:19	>	SB	9:41 (5)	19:23 (4)	29:02 (4)	38:43 (4)	48:24 (4)	58:08 (4)	1:08:00 (4)	1:17:59 (4)	1:28:05 (4)
5	1936	 RSA ERASMUS Suzanne	28/09/1985	1:40:54		PB	9:42 (6)	19:43 (7)	29:56 (7)	40:01 (6)	50:02 (6)	1:00:11 (5)	1:10:31 (5)	1:20:54 (5)	1:30:54 (5)
6	1522	 IND L. DEVI Deepmala	16/04/1985	1:41:54		SB	9:42 (6)	19:25 (6)	29:32 (6)	39:44 (5)	50:00 (5)	1:00:12 (6)	1:10:31 (5)	1:21:03 (6)	1:31:28 (6)
7	1384	 ENG JACKSON Johanna	17/01/1985	1:42:04		PB	9:56 (9)	19:53 (9)	30:00 (9)	40:01 (6)	50:03 (7)	1:00:18 (7)	1:10:34 (7)	1:21:05 (7)	1:31:35 (7)
8	1387	 ENG MENENDEZ Niobe	01/09/1966	1:47:35			9:42 (6)	19:44 (8)	29:56 (7)	40:03 (8)	50:38 (8)	1:01:36 (8)	1:12:48 (8)	1:24:20 (8)	1:36:10 (8)
	2059	 SRI GALLAGE Geetha	18/09/1978	DNF	~		9:27 (4)	19:24 (5)	29:21 (5)	40:03 (8)	51:05 (9)	1:02:49 (9)			

2006 Commonwealth Games

Athletics

Women's 4x100m Relay Final






Rk	Country - Name	Bib	Members	Birth Date	Lane	Reaction Time	Results
1	 JAM Jamaica				4	0.187	43.10
		1573	BROWNING Daniele	29/08/1981			
		1572	BROOKS Sheri-Ann	11/02/1983			
		1575	DOWDIE Peta	18/01/1977			
		1588	SIMPSON Sherone	12/08/1984			
2	 ENG England				2	0.133	43.43
		1392	ONUORA Nwanyika	28/10/1984			
		1405	WALL Kimberly	21/04/1983			
		1404	TURNER Laura	12/08/1982			
		1367	ANIA Emma	07/02/1978			
3	 AUS Australia				7	0.161	44.25
		1110	McLELLAN Sally	19/09/1986			
		1103	KLEEBERG Melanie	27/12/1981			
		1096	HEWITT Lauren	25/11/1978			
		1083	ATTENBOROUGH Crystal	01/08/1983			
4	 NGR Nigeria				3	0.203	44.37
		1795	DIKE Jane	04/08/1986			
		1809	OJOKOLO Endurance	29/09/1975			
		1806	OGUNDANA Funmilola	26/12/1980			
		1804	NKU Mercy	17/07/1976			
	 GHA				6	0.172	DNF





<u>Ghana</u>						
	1455	ADDY Gifty	19/01/1984			
	1457	AMOLOFO Elizabeth	02/09/1981			
	1459	SALIFU Mariama	03/02/1983			
	1458	ANIM Vida	07/12/1983			
 <u>CMR</u> <u>Cameroon</u>				5		DNS
	1279	ATANGANA Delphine	16/08/1984			
	1280	KABOUD MEBAM Carole	19/07/1978			
	1281	MANI Leonie	24/02/1978			
	1282	MBALLA ELOUNDOU Sylvie	21/04/1977			

2006 Commonwealth Games

Athletics

Women's 4x400m Relay Final















Rk	Country - Name	Bib	Members	Birth Date	Lane	Reaction Time	Results	Record Type
1	 AUS Australia				8	0.200	3:28.66	
		1120	PITTMAN Jana	09/11/1982				
		1140	WILLIS Caitlin	18/12/1982				
		1105	LEWIS Tamsyn	20/07/1978				
		1095	HAYWARD Rosemary	10/11/1980				
2	 IND India				5	0.577	3:29.57	
		1519	KAUR Rajwinder	24/01/1980				
		1521	SOMAN Chitra	10/07/1983				
		1518	KAUR Manjit	04/04/1982				
		1525	PARMANIK Pinki	10/04/1986				
3	 NGR Nigeria				1	0.193	3:31.83	
		1792	AKHIGBE Kudirat	29/12/1981				
		1800	EZE Joy	23/04/1987				
		1788	ABUGAN Folashade	17/12/1990				
		1798	EKPUKHON Christiana	02/06/1985				
4	 JAM Jamaica				6	0.184	3:34.91	
		1590	SMITH Ronetta	02/05/1980				
		1593	WILLIAMS Novlene	26/04/1982				
		1594	WILLIAMS Shellene	19/02/1981				
		1595	WILLIAMS Shericka	17/09/1985				
5	 PNG				4	0.352	3:47.88	

 Papua New Guinea								
	1890	KOIME Mae	14/12/1983					
	1888	DELL Salome	21/03/1983					
	1893	BARUA Betty	24/11/1986					
	1892	WISIL Toea	01/01/1988					
 ENG England				2	0.174	DSQ	170.9	
	1405	WALL Kimberly	21/04/1983					
	1396	SANDERS Nicola	23/06/1982					
	1372	DANVERS Natasha	19/09/1977					
	1390	OHURUOGU Christine	17/05/1984					
 RSA South Africa				3	0.250	DSQ	163.3	
	1950	SELEMELA Tsholofelo	09/12/1986					
	1949	SCHOEMAN Adri	13/07/1970					
	1940	KOTZE Amanda	26/02/1986					
	1954	WITTSTOCK Estie	15/09/1980					
 SLE Sierra Leone				7		DNS		
	2030	BANGURA Fatmata	16/12/1981					
	2031	BANGURA Marion	16/05/1986					
	2032	BONA Sarah	20/12/1986					
	2033	CONTEH Isha	21/12/1988					

2006 Commonwealth Games

Athletics













Women's Discus Throw Final

Rk	Bib	Country - Name	Birth Date	Results	Record Type	1	2	3	4	5	6
1	1944	 RSA NAUDE Elizna	14/09/1978	61.55		58.07	58.74	61.55	59.44	60.38	60.31
2	1513	 IND ANTIL Seema	27/07/1983	60.56	SB	59.77	60.56	X	59.13	X	58.47
3	1126	 AUS SAMUELS Dani	26/05/1988	59.44	PB	57.61	X	57.71	55.81	58.69	59.44
4	1856	 NZL FAUMUINA Beatrice	23/10/1974	59.12		54.88	57.29	58.77	X	59.12	X
5	1526	 IND POONIA Krishna	05/05/1982	58.65	PB	58.65	56.23	X	X	54.05	58.61
6	2190	 WAL ROLES Philippa	01/03/1978	58.38	SB	55.35	X	58.35	57.95	58.38	57.80
7	1517	 IND KAUR Harwant	05/07/1980	57.64		55.29	55.06	X	55.03	56.69	57.64
8	1401	 ENG SMITHSON Claire	03/08/1983	54.34		53.51	49.42	X	52.42	49.20	54.34
9	1793	 NGR CHUKWUEMEKA Vivian	04/03/1975	53.37		X	X	53.37			
10	1115	 AUS NACSA Monique	26/10/1976	53.00		52.63	X	53.00			
11	1289	 COK TAPOKI Tereapii	19/04/1984	51.50		44.57	50.65	51.50			
12	1389	 ENG NWIDOBIE Kara	13/04/1981	50.18		48.96	49.56	50.18			
13	2115	 TON UHI Melehifo	02/03/1979	47.74		46.67	X	47.74			
14	1602	 JER THERIN Lauren	19/01/1986	46.96		44.21	45.56	46.96			

2006 Commonwealth Games

Athletics














Women's Hammer Throw Final

Rk	Bib	Country - Name	Birth Date	Results	Record Type	1	2	3	4	5	6
1	1104	 AUS KRUEGER Brooke	09/07/1980	67.90	GR	64.39	X	64.76	67.90	65.86	X
2	1246	 CAN JOYCE Jennifer	25/09/1980	67.29		X	67.29	X	64.93	65.94	65.83
3	1399	 ENG SHAW Lorraine	02/04/1968	66.00	SB	57.60	63.56	64.15	61.46	66.00	63.92
4	1092	 AUS DI MARCO Karyne	14/03/1978	62.23		62.06	61.64	61.06	59.75	62.23	61.19
5	1374	 ENG DERHAM Zoe Lianne	24/11/1980	61.92		59.36	57.56	60.91	61.92	60.63	59.68
6	2189	 WAL PARRY Carys	24/07/1981	61.80	PB	59.65	60.97	59.99	56.91	61.80	61.09
7	1116	 AUS NEIGHBOUR Gabrielle	22/11/1983	61.55		54.35	61.55	X	61.21	58.65	X
8	2179	 WAL BRANNAN Lesley	13/09/1976	61.55		60.89	60.78	57.79	X	61.07	61.55
9	2181	 WAL DOUGLAS Laura	04/01/1983	60.35		57.65	60.35	59.42			
10	1986	 SCO WEBB Shirley	28/09/1981	59.31		X	59.16	59.31			
11	1789	 NGR ADEOYE Olufunke	14/04/1985	57.26		57.26	56.65	56.84			
	1305	 CYP THEODOROU Paraskevi	15/03/1986	NM		X	X	X			

2006 Commonwealth Games

Athletics











Women's High Jump Final

Rk	Bib	Country - Name	Birth Date	Results	1.68	1.73	1.78	1.83	1.88	1.91	1.94	1.97	2.00
1	1951	 RSA SMITH Anika	26/05/1986	1.91	-	-	XO	O	O	XO	XXX		
2	2180	 WAL CRANE Julie	26/09/1971	1.88	-	-	O	O	XXO	XXX			
3	1571	 JAM BEAUTLE Karen	13/06/1971	1.83	-	O	O	O	XXX				
3	1861	 NZL McKEE Angela	11/12/1974	1.83	-	O	O	O	XXX				
5	1671	 LCA SPENCER Lavern	23/06/1984	1.83	-	-	X-	O	XXX				
6	1107	 AUS MALLET Claire	29/12/1984	1.83	-	O	O	XO	XXX				
6	1388	 ENG MONCRIEFF Susan	08/06/1978	1.83	-	-	O	XO	XXX				
6	1119	 AUS PETTITT Ellen	13/05/1986	1.83	-	O	O	XO	XXX				
9	1369	 ENG BENNETT Julia	26/03/1970	1.78	-	O	O	XXX					
9	1123	 AUS PRICE Petrina	26/04/1984	1.78	-	O	O	XXX					
9	1183	 BER SWAN Zindzi	02/04/1985	1.78	-	O	O	XXX					
12	1181	 BER DARRELL Latroya	05/03/1988	1.78	-	XO	XO	XXX					
	1243	 CAN FORRESTER Nicole	17/11/1976	NM	-	-	-	XXX					

2006 Commonwealth Games

Athletics













Women's Javelin Throw Final

Rk	Bib	Country - Name	Birth Date	Results	Record Type	1	2	3	4	5	6
1	1952	 RSA VILJOEN Sunette	06/10/1983	60.72	GR	56.27	60.72	58.45	53.16	56.39	X
2	1163	 BAH EVE Laverne	16/06/1965	60.54		57.00	X	60.54	58.54	55.23	52.77
3	1585	 JAM McKOY Olivia	01/12/1973	58.27		57.04	55.52	56.09	55.53	X	58.27
4	1111	 AUS MICKLE Kimberley	28/12/1984	58.18		55.68	X	51.86	58.18	54.97	X
5	1397	 ENG SAYERS Goldie	16/07/1982	57.29		50.96	55.79	54.75	54.07	52.85	57.29
6	1112	 AUS MITCHELL Kathryn	10/07/1982	55.22		55.22	49.33	54.06	52.47	49.90	47.64
7	1994	 SEY LEVEAU Lindy	14/11/1978	54.50		51.58	53.91	54.50	51.84	51.22	X
8	1098	 AUS HOOPER Rosie	04/08/1978	52.46		51.81	52.46	51.27	51.73	47.02	51.76
9	1963	 SAM AKELI Serafina	12/07/1978	51.25		51.25	50.57	47.83			
10	1383	 ENG HOLROYD Shelley	17/05/1973	49.46		47.37	49.38	49.46			
11	2060	 SRI DE SILVA Anne	15/11/1977	44.14		44.14	42.70	43.98			
12	1873	 PAK AKHTAR Parveen	29/12/1977	41.22		41.22	37.33	39.25			

2006 Commonwealth Games

Athletics



Women's Long Jump Final

Rk	Bib	Country - Name	Birth Date	Results	Record Type	1	2	3	4	5	6
1	1134	 AUS THOMPSON Bronwyn	29/01/1978	6.97 +1.9	GR	X	6.97 +1.9	6.91 -0.8	X	6.93 +0.4	6.83 +2.1
2	1132	 AUS TAURIMA Kerrie	02/04/1979	6.57 +1.4		6.55 -0.3	6.45 +1.8	6.42 +1.3	6.48 +0.7	6.57 +1.4	4.54 -0.2
3	1993	 SEY LAPORTE Celine	07/12/1984	6.57 +0.8		6.24 +0.3	6.57 +0.8	6.33 +0.0	6.33 +2.1	X	X
4	1853	 NZL BRUNNER Chantal	05/11/1970	6.56 +1.7		6.34 +0.0	6.50 +0.4	6.41 +2.8	6.56 +1.7	6.52 +0.7	X
5	1385	 ENG JOHNSON Jade	07/06/1980	6.55 +0.6		6.39 +2.0	X	6.25 +3.5	X	6.55 +0.6	X
6	1515	 IND BOBBY GEORGE Anju	19/04/1977	6.54 -0.7		6.39 +0.9	6.49 +0.8	6.54 -0.7	6.35 +0.5	X	6.53 +0.3
7	1790	 NGR AGHATISE Esther	15/04/1980	6.47 +1.8		X	X	6.47 +1.8	6.37 +1.2	6.19 -0.6	5.95 +0.6
8	1162	 BAH EDWARDS Jacqueline	14/04/1971	6.46 +1.9		X	X	6.46 +1.9	6.29 +1.1	X	6.37 +1.2
9	1580	 JAM GOULBOURNE Elva	20/01/1980	6.34 +0.7		6.34 +0.7	5.63 +1.5	5.81 -0.1			
10	2013	 SKN LIBURD Tanika	20/05/1982	6.27 +2.2		6.27 +2.2	6.10 -0.6	6.11 +0.6			
11	1976	 SCO COOKE Gillian	03/10/1982	6.14 +0.6		5.98 +0.1	X	6.14 +0.6			
12	1114	 AUS MORRISON Lisa	24/12/1981	6.12 +0.3		5.94 +0.8	6.11 +1.0	6.12 +0.3			

2006 Commonwealth Games

Athletics










Women's Shot Put Final

Rk	Bib	Country - Name	Birth Date	Results	Record Type	1	2	3	4	5	6
1	1851	 NZL VILI Valerie	06/10/1984	19.66	GR	18.95	19.66	X	X	19.51	X
2	1793	 NGR CHUKWUEMEKA Vivian	04/03/1975	18.25		18.25	X	17.83	X	X	17.98
3	2134	 TRI BOREL-BROWN Cleopatra	10/03/1979	17.87		17.26	X	X	17.54	17.87	17.16
4	2007	 SIN ZHANG Gui	05/02/1978	17.39		17.17	16.71	17.39	X	16.77	X
5	2006	 SIN DU Xianhui	04/01/1981	16.76		16.16	16.13	16.63	16.76	16.58	16.41
6	1935	 RSA DU TOIT Simone	27/09/1988	16.52		X	16.52	X	15.94	16.14	16.29
7	2114	 TON PO'UHILA Ana	18/10/1979	16.43		16.43	15.89	16.21	16.14	15.80	15.86
8	1376	 ENG DUNCAN Joanne	27/12/1966	16.42		16.14	16.42	16.30	16.01	15.73	X
9	1939	 RSA KNOETZE Marli	02/10/1987	16.08		16.08	15.63	15.92			
10	1377	 ENG DUNKLEY Julie	11/09/1979	15.98		14.95	15.03	15.98			
11	1824	 NIR MASSEY Eva	22/12/1980	14.95		14.49	X	14.95			
12	1126	 AUS SAMUELS Dani	26/05/1988	14.91		14.91	14.27	X			

2006 Commonwealth Games

Athletics









Women's Triple Jump Final

Rk	Bib	Country - Name	Birth Date	Results	Record Type	1	2	3	4	5	6
1	1591	 JAM SMITH Trecia	05/11/1975	14.39 +0.0		13.96 +0.1	14.03 +0.0	14.39 +0.0	X	-	-
2	1801	 NGR IWORIMA Otonye	13/04/1976	13.53 -1.0		13.53 -1.0	13.07 -0.1	11.83 +0.4	13.46 -0.1	X	X
3	1406	 ENG WILLIAMS Nadia	17/11/1981	13.42 +0.3	PB	X	13.11 -0.2	13.42 +0.3	13.18 -0.3	13.12 -0.1	X
4	1807	 NGR OHADUGHA Chinonyelum	24/03/1986	13.26 -0.7		12.99 +0.4	X	12.77 +0.1	12.71 -0.4	12.65 -0.7	13.26 -0.7
5	1796	 NGR DOMIKE Nkiruka	28/08/1985	13.24 +0.1		X	11.59 -0.1	13.01 -0.3	13.24 +0.1	X	13.12 -0.4
6	1086	 AUS BOWLES Jeanette	14/01/1979	13.23 -0.5		12.83 +0.3	12.96 -0.1	13.17 +0.2	13.05 +0.0	13.16 -0.3	13.23 -0.5
7	1395	 ENG ROBINSON Michelle	06/10/1971	12.80 -0.3		X	X	12.09 +0.2	12.80 -0.3	X	12.67 -0.1
8	1427	 FIJ SALANIQIQI Soko	08/06/1974	11.61 +0.0		X	11.61 +0.0	X	X	11.54 -0.3	X
	1191	 BIZ VAUGHN Kay	08/05/1986	DNS							

2006 Commonwealth Games

Athletics









Women's 100m EAD T37 Final

Wind-0.5						
Rk	Bib	Country - Name	Birth Date	Lane	Results	Record Type
1	1109	 AUS McINTOSH Elizabeth	16/12/1982	8	14.38	
2	1138	 AUS WEBB Katrina	22/05/1977	4	14.51	
3	2185	 WAL JONES Beverley	17/10/1974	6	14.81	SB
4	1812	 NGR SANGODEYI Omolola	10/01/1977	2	14.82	PB
5	1124	 AUS PROUDFOOT Katherine	21/04/1977	5	15.06	
6	1953	 RSA VOGEL Dominique	05/09/1988	1	15.76	
7	1943	 RSA MLINGANISO Thuliswa	12/08/1985	3	16.08	PB
8	1799	 NGR ELUWOLE Oluwabunmi	17/01/1978	7	19.11	PB

2006 Commonwealth Games

Athletics











Women's 800m EAD T54 Final

Rk	Bib	Country - Name	Birth Date	Order	Results	Record Type
1	1249	 CAN PETITCLERC Chantal	15/12/1969	5	1:48.98	GR
2	1131	 AUS STANKOVIC Eliza	19/09/1981	4	1:49.62	SB
3	1251	 CAN ROY Diane	09/01/1971	3	1:53.76	
4	2183	 WAL GREY Tanni	26/07/1969	2	1:58.33	SB
5	1091	 AUS DAWES Christie	03/05/1980	7	1:58.50	SB
6	1084	 AUS BALLARD Angela	06/06/1982	8	1:58.78	SB
7	1407	 ENG WOODS Rochelle	04/06/1986	1	1:58.92	
8	1242	 CAN FERGUSON Theresa	07/09/1974	6	2:01.49	

2006 Commonwealth Games

Athletics

Women's Seated Shot Put EAD Final

Rk	Bib	Country - Name	Birth Date	Results	1	2	3	4	5	6
1	1802	 NGR YIAZI Njideka	19/11/1973	678	651	X	667	678	675	678
2	1808	 NGR OHAGWU Virginia	13/12/1973	608	592	608	580	590	573	578
3	1121	 AUS POOLE Asti	17/07/1980	533	X	X	X	514	533	X
4	1646	 KEN MARITIM Flomena	20/09/1970	486	474	X	457	463	486	397
5	1645	 KEN KUNDU Mary	19/08/1973	478	332	443	456	478	460	478
6	1581	 JAM GRANT Sylvia	08/01/1963	452	443	437	447	449	451	452
7	2184	 WAL HAMZAH Julie	18/08/1974	436	436	X	293	X	369	350
8	1694	 MAS LAW King	17/08/1960	434	X	415	430	434	430	430
9	1520	 IND MALATHI K. Holla	06/07/1958	424	414	406	403	407	424	419
10	1586	 JAM MORRISON Coleen	29/12/1976	380	277	366	372	X	380	376