



2nd NACAC AGE GROUP U13 & U15 CHAMPIONSHIPS

San Salvador, El Salvador July 26th – 27th, 2019



DAY 1	FRIDAY JULY 26th	Updated JUL 15	MORNING SESSION			
BREAKFAST AT THE HOTEL (6:00 - 8:00 am)						
#	TIME	EVENT	GENDER	CAT	ROUND	ATHLETES
08:30 Athletes report the to Call Room						
1	09:30	60 meters	Girls	U13	Penta 1	32
2	09:45	60 meters	Boys	U13	Penta 1	34
3	10:00	80 meters	Girls	U15	Hepta 1	35
4	10:00	High Jump (2 pits)	Girls	U13	Penta 2	32
5	10:00	Baseball Throw - Group A	Boys	U13	Penta 2	34
6	10:15	80 meters	Boys	U15	Hepta 1	34
7	10:30	Long Jump (2 pits)	Girls	U15	Hepta 2	35
8	10:45	Shot Put (3k) (2 circles)	Boys	U15	Hepta 2	34
*	11:00	Baseball Throw - Group B	Boys	U13	Penta 2	34
11:30 AWARDS CEREMONY						
LUNCH AT THE HOTEL (12:00 - 2:00 pm)						

FRIDAY JULY 26th			AFTERNOON SESSION			
#	TIME	EVENT	GENDER	CAT	ROUND	ATHLETES
03:00 OPENING CEREMONY						
03:00 Athletes report the to Call Room						
9	04:00	Baseball Throw - Group A	Girls	U13	Penta 3	32
10	04:00	High Jump (2 pits)	Boys	U13	Penta 3	34
11	04:00	Long Jump (2 pits)	Boys	U15	Hepta 3	34
12	04:00	Shot Put (3k) (2 circles)	Girls	U15	Hepta 3	35
*	05:00	Baseball Throw - Group B	Girls	U13	Penta 3	32
13	06:30	<u>4x100 Relays</u>	<u>Mixed</u>	<u>U13</u>	<u>Final</u>	
14	06:45	<u>4x100 Relays</u>	<u>Mixed</u>	<u>U15</u>	<u>Final</u>	
06:00 AWARDS CEREMONY						
DINNER AT THE HOTEL (7:00 - 9:00 pm)						





2nd NACAC AGE GROUP U13 & U15 CHAMPIONSHIPS

San Salvador, El Salvador July 26th – 27th, 2019



DAY 2		SATURDAY JULY 27th		Updated JUL 15		MORNING SESSION	
BREAKFAST AT THE HOTEL (6:00 - 8:00 am)							
#	TIME	EVENT	GENDER	CAT	ROUND	ATHLETES	
08:30 Athletes report the to Call Room							
15	09:30	60 meters hurdles (0.76m)	Girls	U15	Hepta 4	35	
16	09:30	Long Jump (2 pits)	Girls	U13	Penta 4	32	
17	09:50	80 meters hurdles (0.84m)	Boys	U15	Hepta 4	34	
18	10:00	Baseball Throw - Group A	Girls	U15	Hepta 5	35	
19	10:15	High Jump (2 pits)	Boys	U15	Hepta 5	34	
20	10:45	Long Jump (2 pits)	Boys	U13	Penta 4	34	
*	11:00	Baseball Throw - Group B	Girls	U15	Hepta 5	35	
11:30 AWARDS CEREMONY							
LUNCH AT THE HOTEL (12:00 - 2:00 pm)							

SATURDAY JULY 27th		AFTERNOON SESSION					
#	TIME	EVENT	GENDER	CAT	ROUND	ATHLETES	
03:00 Athletes report the to Call Room							
21	04:00	High Jump (2 pits)	Girls	U15	Hepta 6	35	
22	04:00	Baseball Throw - Group A	Boys	U15	Hepta 6	34	
23	04:30	800 meters	Girls	U13	Penta 5	32	
24	05:00	1000 meters	Boys	U13	Penta 5	34	
*	05:00	Baseball Throw - Group B	Boys	U15	Hepta 6	34	
26	06:00	1000 meters	Girls	U15	Hepta 7	35	
27	06:30	1200 meters	Boys	U15	Hepta 7	34	
06:45 AWARDS AND CLOSING CEREMONY							
DINNER AT THE HOTEL (7:00 - 9:00 pm)							



2ND NACAC
AGE GROUP
U13 & U15
EL SALVADOR
July 26th & 27th 2019



Atletismo

II NACAC Age Group U13 & U15

Estadio Jorge "Magico" Gonzalez, San Salvador, El Salvador

July 26th & 27th 2019

RESULTADOS FINALES

II NACAC Age Group U13 & U15

Estadio Jorge "Magico" Gonzalez, San Salvador, El Salvador - July 26th & 27th 2019

RESULTADOS FINALES



Categoría U-13, Femenino

II NACAC Age Group U13 & U15

Estadio Jorge "Magico" Gonzalez, San Salvador, El Salvador - July 26th & 27th 2019



RESULTADOS FINALES

Final Pentatlón U-13, Femenino







Pos	Nombre del Atleta	60m	Alto	Bola	Largo	800m	Marca
1	Tia APPLEWHAITE Barbados	8.11 836 pts	1.35 499 pts	33.38 376 pts	+2.6 4.48 515 pts	2:33.67 524 pts	2750 pts
2	Kaori Symayyah ROBLEY Trinidad & Tobago	8.10 838 pts	1.35 499 pts	32.39 367 pts	-1.9 4.44 506 pts	2:33.65 524 pts	2734 pts
3	Chloe Cilyse JAMES Trinidad & Tobago	8.50 749 pts	1.25 426 pts	42.39 471 pts	4.60 540 pts	2:53.10 366 pts	2552 pts
4	A´Sia Olivia MC Master British Virgin Islands	8.50 749 pts	1.30 462 pts	41.19 461 pts	+2.0 4.02 422 pts	2:47.38 409 pts	2503 pts
5	Britannia Mouris BAILEY Jamaica	8.57 734 pts	1.30 462 pts	31.88 361 pts	-1.9 4.48 515 pts	2:45.62 422 pts	2494 pts
6	Jah´Kyla Zaniah MORTON British Virgin Islands	8.87 674 pts	1.25 426 pts	45.04 499 pts	+2.5 4.17 452 pts	2:44.00 436 pts	2487 pts
7	Akyra Sherrice JOSEPH Us Virgin Islands	8.61 726 pts	1.30 462 pts	36.96 415 pts	-1.7 4.18 454 pts	2:49.40 394 pts	2451 pts
8	Tania APPLEWHAITE Barbados	8.11 836 pts	1.35 499 pts	19.98 210 pts	+2.2 4.11 440 pts	2:41.15 459 pts	2444 pts
9	Ashley Rose GARDINER Turks & Caicos	8.45 760 pts	1.40 541 pts	29.85 338 pts	-2.9 4.46 510 pts	3:05.80 281 pts	2430 pts
10	Dayna Mya LEER Aruba	8.32 788 pts	1.30 462 pts	39.43 441 pts	+1.5 3.81 380 pts	2:55.47 350 pts	2421 pts
11	Phebe Ruthann THOMPSON Bahamas	8.26 802 pts	1.30 462 pts	28.39 321 pts	+1.4 4.34 486 pts	3:02.48 302 pts	2373 pts
12	Fernanda Sophia RODRIGUEZ El Salvador	8.65 718 pts	1.30 462 pts	29.61 338 pts	-2.2 4.26 470 pts	2:52.63 369 pts	2357 pts
13	Natrilia Solanje CAMPBELL Jamaica	8.62 724 pts	1.30 462 pts	23.37 258 pts	4.64 548 pts	2:53.76 361 pts	2353 pts
14	Ellise DICKINSON Bermuda	8.68 712 pts	1.30 462 pts	18.96 196 pts	+1.7 4.31 480 pts	2:37.50 490 pts	2340 pts
15	Montserrat Maria WILLEMS Aruba	8.65 718 pts	1.35 499 pts	31.59 361 pts	+2.8 3.96 410 pts	2:58.34 329 pts	2317 pts
16	Rajae Aniya SAUNDERS Bahamas	8.18 820 pts	1.35 499 pts	28.04 321 pts	+2.6 3.95 408 pts	3:09.12 260 pts	2308 pts
17	Roneisha Derma JOHNSON Turks & Caicos	8.47 756 pts	1.15 352 pts	31.36 356 pts	0.0 3.88 394 pts	2:49.81 390 pts	2248 pts
18	Nathalie Michelle BARRIENTOS El Salvador	8.79 690 pts	1.30 462 pts	28.48 321 pts	-2.1 3.96 410 pts	2:57.24 337 pts	2220 pts
19	Cheffonia Soniquia HOUSTON Grenada	8.58 732 pts	1.20 389 pts	28.69 327 pts	-1.7 3.81 380 pts	2:49.67 391 pts	2219 pts
20	Rhianna MARTYR Saint Lucia	9.10 630 pts	1.35 499 pts	29.53 338 pts	0.0 3.84 386 pts	2:56.92 339 pts	2192 pts
21	Diara Alyssa BASCOMBE Saint Vincent & Grenadines	8.32 788 pts	1.40 541 pts	31.60 361 pts	-1.6 4.22 462 pts	DNF 0 pts	2152 pts
22	Zsa-Zsa FRANS Curacao	9.42 573 pts	1.15 352 pts	36.39 410 pts	+2.3 4.06 430 pts	2:52.36 371 pts	2136 pts
23	Zaila Genizas LEMMENS Curacao	9.23 606 pts	1.10 316 pts	43.97 485 pts	+1.2 3.64 346 pts	2:52.52 370 pts	2123 pts
24	Aimee Gabriella MCKENZIE Cayman Islands	8.84 680 pts	1.43 566 pts	28.93 327 pts	+1.2 4.20 458 pts	3:46.48 71 pts	2102 pts

II NACAC Age Group U13 & U15

Estadio Jorge "Magico" Gonzalez, San Salvador, El Salvador - July 26th & 27th 2019



RESULTADOS FINALES

25	Kemauri DARRELL Bermuda		8.93 662 pts	1.10 316 pts	24.55 276 pts	+1.5 3.96 410 pts	2:44.59 431 pts	2095 pts
26	Danita Sherene FRANCOIS Saint Lucia		8.91 666 pts	1.30 462 pts	19.00 203 pts	-0.2 3.66 350 pts	2:51.03 381 pts	2062 pts
27	Natalie PINEDA Toledo Honduras		8.82 684 pts	1.30 462 pts	33.56 383 pts	-1.9 4.04 426 pts	4:10.83 0 pts	1955 pts
28	Genesis Daniela JIRÓN Nicaragua	 Obandk	9.29 595 pts	1.20 389 pts	26.44 296 pts	3.60 338 pts	3:11.41 246 pts	1864 pts
29	Isis CASIMIRO Belize		9.33 588 pts	1.05 279 pts	24.32 271 pts	+1.4 3.11 240 pts	3:01.59 308 pts	1686 pts
30	Taejah SIMPSON Belize		9.77 514 pts	1.25 426 pts	13.03 108 pts	+0.9 3.39 296 pts	3:12.98 237 pts	1581 pts

II NACAC Age Group U13 & U15

Estadio Jorge "Magico" Gonzalez, San Salvador, El Salvador - July 26th & 27th 2019



RESULTADOS FINALES

Puntuación Pentatlón - 60 mts Planos (1) U-13, Femenino

Pos	Nombre del Atleta	Dorsal	Nacimiento	Edad	Equipo	Carril	Marca	
HEAT # 1								
1	Tia APPLEWHAITE	105	28/02/2008	11	Barbados	2	08.11	(.110)836 pts
2	Dayna Mya LEER	100	01/07/2007	12	Aruba	4	08.32	(.313)788 pts
3	Diara Alyssa BASCOMBE	127	01/05/2007	12	Saint Vincent & Grenadines	7	08.32	(.318)788 pts
4	Roneisha Derma JOHNSON	131	29/06/2007	12	Turks & Caicos	8	08.47	(.469)756 pts
5	Natrilía Solanje CAMPBELL	122	05/09/2007	12	Jamaica	1	08.62	(.619)724 pts
6	Nathalie Michelle BARRIENTOS Alphonse	118	10/08/2007	12	El Salvador	5	08.79	(.790)690 pts
7	Aimee Gabriella MCKENZIE	112	14/09/2007	12	Cayman Islands	6	08.84	(.837)680 pts
8	Kemauri DARRELL	109	16/02/2007	12	Bermuda	3	08.93	(.927)662 pts

HEAT # 2								
1	Tania APPLEWHAITE	104	28/02/2008	11	Barbados	5	08.11	(.110)836 pts
2	Chloe Cilyse JAMES	128	20/02/2007	12	Trinidad & Tobago	1	08.50	749 pts
3	Cheffonia Soniquia HOUSTON	119	09/11/2007	12	Grenada	2	08.58	732 pts
4	Akyra Sherrice JOSEPH	132	02/02/2007	12	Us Virgin Islands	8	08.61	726 pts
5	Montserrat Maria WILLEMS	101	27/06/2007	12	Aruba	4	08.65	718 pts
6	Ellise DICKINSON	108	02/11/2008	11	Bermuda	3	08.68	712 pts
7	Genesis Daniela JIRÓN Obando	123	17/04/2008	11	Nicaragua	7	09.29	595 pts
8	Zsa-Zsa FRANS	114	20/10/2008	11	Curacao	6	09.42	573 pts

HEAT # 3								
1	Kaori Symayyah ROBLEY	129	06/11/2007	12	Trinidad & Tobago	3	08.10	838 pts
2	Rajae Aniya SAUNDERS	103	06/04/2007	12	Bahamas	4	08.18	820 pts
3	A' Sia Olivia MC Master	110	30/08/2007	12	British Virgin Islands	1	08.50	749 pts
4	Natalie PINEDA Toledo	120	05/04/2007	12	Honduras	2	08.82	684 pts
5	Rhianna MARTYR	126	14/03/2007	12	Saint Lucia	7	09.10	630 pts
6	Zaila Genizas LEMMENS	113	01/11/2007	12	Curacao	6	09.23	606 pts
7	Isis CASIMIRO	106	16/03/2007	12	Belize	5	09.33	588 pts

HEAT # 4								
1	Phebe Ruthann THOMPSON	102	02/01/2007	12	Bahamas	2	08.26	802 pts
2	Ashley Rose GARDINER	130	05/01/2007	12	Turks & Caicos	1	08.45	760 pts
3	Britannia Mouris BAILEY	121	12/02/2008	11	Jamaica	7	08.57	734 pts
4	Fernanda Sophia RODRIGUEZ Rivas	117	01/03/2007	12	El Salvador	6	08.65	718 pts
5	Jah'Kyla Zaniah MORTON	111	09/02/2007	12	British Virgin Islands	3	08.87	674 pts
6	Danita Sherene FRANCOIS	125	18/02/2008	11	Saint Lucia	4	08.91	666 pts
7	Taejah SIMPSON	107	14/04/2007	12	Belize	5	09.77	514 pts

II NACAC Age Group U13 & U15

Estadio Jorge "Magico" Gonzalez, San Salvador, El Salvador - July 26th & 27th 2019



RESULTADOS FINALES

Resultados Generales

Pos	Nombre del Atleta	Equipo	Heat	Marca	
1	Kaori Symayyah ROBLEY	Trinidad & Tobago	3	08.10	838 pts
2	Tania APPLEWHAITE	Barbados	2	08.11	836 (pt 10)
2	Tia APPLEWHAITE	Barbados	1	08.11	836 (pt 10)
4	Rajae Aniya SAUNDERS	Bahamas	3	08.18	820 pts
5	Phebe Ruthann THOMPSON	Bahamas	4	08.26	802 pts
6	Dayna Mya LEER	Aruba	1	08.32	788 (pt 13)
7	Diara Alyssa BASCOMBE	Saint Vincent & Grenadines	1	08.32	788 (pt 18)
8	Ashley Rose GARDINER	Turks & Caicos	4	08.45	760 pts
9	Roneisha Derma JOHNSON	Turks & Caicos	1	08.47	756 (pt 69)
10	Chloe Cilyse JAMES	Trinidad & Tobago	2	08.50	749 pts
10	A`Sia Olivia MC Master	British Virgin Islands	3	08.50	749 pts
12	Britannia Mouris BAILEY	Jamaica	4	08.57	734 pts
13	Cheffonia Soniquia HOUSTON	Grenada	2	08.58	732 pts
14	Akyra Sherrice JOSEPH	Us Virgin Islands	2	08.61	726 pts
15	Natrilia Solanje CAMPBELL	Jamaica	1	08.62	724 (pt 19)
16	Fernanda Sophia RODRIGUEZ Rivas	El Salvador	4	08.65	718 pts
16	Montserrat Maria WILLEMS	Aruba	2	08.65	718 pts
18	Ellise DICKINSON	Bermuda	2	08.68	712 pts
19	Nathalie Michelle BARRIENTOS Alpha	El Salvador	1	08.79	690 (pt 90)
20	Natalie PINEDA Toledo	Honduras	3	08.82	684 pts
21	Aimee Gabriella MCKENZIE	Cayman Islands	1	08.84	680 (pt 87)
22	Jah`Kyla Zaniah MORTON	British Virgin Islands	4	08.87	674 pts
23	Danita Sherene FRANCOIS	Saint Lucia	4	08.91	666 pts
24	Kemauri DARRELL	Bermuda	1	08.93	662 (pt 27)
25	Rhianna MARTYR	Saint Lucia	3	09.10	630 pts
26	Zaila Genizas LEMMENS	Curacao	3	09.23	606 pts
27	Genesis Daniela JIRÓN Obando	Nicaragua	2	09.29	595 pts
28	Isis CASIMIRO	Belize	3	09.33	588 pts
29	Zsa-Zsa FRANS	Curacao	2	09.42	573 pts
30	Taejah SIMPSON	Belize	4	09.77	514 pts

II NACAC Age Group U13 & U15

Estadio Jorge "Magico" Gonzalez, San Salvador, El Salvador - July 26th & 27th 2019



RESULTADOS FINALES

Puntuación Pentatlón - Salto de Altura (2) U-13, Femenino

Pos	Nombre del Atleta	Dorsal	Nacimiento	Edad	Equipo	Marca	
1	Aimee Gabriella MCKENZIE	112	14/09/2007	12	Cayman Islands	1.43 m	566 pts
2	Tania APPLEWHAITE	104	28/02/2008	11	Barbados	1.35 m	499 pts
3	Montserrat Maria WILLEMS	101	27/06/2007	12	Aruba	1.35 m	499 pts
4	Tia APPLEWHAITE	105	28/02/2008	11	Barbados	1.35 m	499 pts
4	Rajae Aniya SAUNDERS	103	06/04/2007	12	Bahamas	1.35 m	499 pts
6	A 'Sia Olivia MC Master	110	30/08/2007	12	British Virgin Islands	1.30 m	462 pts
7	Dayna Mya LEER	100	01/07/2007	12	Aruba	1.30 m	462 pts
8	Phebe Ruthann THOMPSON	102	02/01/2007	12	Bahamas	1.30 m	462 pts
9	Ellise DICKINSON	108	02/11/2008	11	Bermuda	1.30 m	462 pts
10	Jah 'Kyla Zaniah MORTON	111	09/02/2007	12	British Virgin Islands	1.25 m	426 pts
11	Taejah SIMPSON	107	14/04/2007	12	Belize	1.25 m	426 pts
12	Zsa-Zsa FRANS	114	20/10/2008	11	Curacao	1.15 m	352 pts
13	Zaila Genizas LEMMENS	113	01/11/2007	12	Curacao	1.10 m	316 pts
14	Kemauri DARRELL	109	16/02/2007	12	Bermuda	1.10 m	316 pts
15	Isis CASIMIRO	106	16/03/2007	12	Belize	1.05 m	279 pts

Detalle

1.00 1.05 1.10 1.15 1.20 1.25 1.30 1.35 1.40 1.43 1.46

Atleta	Equipo	1.00	1.05	1.10	1.15	1.20	1.25	1.30	1.35	1.40	1.43	1.46
aimee gabriella MCKENZIE	cayman isla	o	-	-	o	o	o	o	o	xo	xxo	xxx
tania APPLEWHAITE	barbados	o	o	o	o	o	o	o	o	xxx		
montserrat maria WILLEMS	aruba	o	o	o	xo	o	o	o	o	xxx		
rajae aniya SAUNDERS	bahamas	o	o	o	o	o	o	o	xxo	xxx		
tia APPLEWHAITE	barbados	o	o	o	o	o	o	o	xxo	xxx		
a 'sia olivia MC	british virgir	o	o	o	o	o	xo	o	xxx			
dayna mya LEER	aruba	o	o	o	xo	o	xxo	xo	xxx			
phebe ruthann THOMPSON	bahamas	o	o	o	o	o	o	xxo	xxx			
ellise DICKINSON	bermuda	o	o	o	o	o	xo	xxo	xxx			
jah 'kyla zaniah MORTON	british virgir	o	o	o	o	xo	xo	xxx				
taejah SIMPSON	belize	o	o	o	o	o	xxo	xxx				
zsa-zsa FRANS	curacao	o	o	o	xo	xxx						
zaila genizas LEMMENS	curacao	o	o	o	xxx							
kemauri DARRELL	bermuda	o	o	xo								
isis CASIMIRO	belize	o	o	xxx								

II NACAC Age Group U13 & U15

Estadio Jorge "Magico" Gonzalez, San Salvador, El Salvador - July 26th & 27th 2019



RESULTADOS FINALES

Puntuación Pentatlón - Salto de Altura (2) U-13, Femenino

Pos	Nombre del Atleta	Dorsal	Nacimiento	Edad	Equipo	Marca	
1	Diara Alyssa BASCOMBE	127	01/05/2007	12	Saint Vincent & Grenadines	1.40 m	541 pts
2	Ashley Rose GARDINER	130	05/01/2007	12	Turks & Caicos	1.40 m	541 pts
3	Kaori Symayyah ROBLEY	129	06/11/2007	12	Trinidad & Tobago	1.35 m	499 pts
4	Rhianna MARTYR	126	14/03/2007	12	Saint Lucia	1.35 m	499 pts
5	Natalie PINEDA Toledo	120	05/04/2007	12	Honduras	1.30 m	462 pts
5	Britannia Mouris BAILEY	121	12/02/2008	11	Jamaica	1.30 m	462 pts
7	Natrilia Solanje CAMPBELL	122	05/09/2007	12	Jamaica	1.30 m	462 pts
7	Nathalie Michelle BARRIENTOS Alpha	118	10/08/2007	12	El Salvador	1.30 m	462 pts
9	Fernanda Sophia RODRIGUEZ Rivas	117	01/03/2007	12	El Salvador	1.30 m	462 pts
10	Akyra Sherrice JOSEPH	132	02/02/2007	12	Us Virgin Islands	1.30 m	462 pts
10	Danita Sherene FRANCOIS	125	18/02/2008	11	Saint Lucia	1.30 m	462 pts
12	Chloe Cilyse JAMES	128	20/02/2007	12	Trinidad & Tobago	1.25 m	426 pts
13	Cheffonia Soniquia HOUSTON	119	09/11/2007	12	Grenada	1.20 m	389 pts
13	Genesis Daniela JIRÓN Obando	123	17/04/2008	11	Nicaragua	1.20 m	389 pts
15	Roneisha Derma JOHNSON	131	29/06/2007	12	Turks & Caicos	1.15 m	352 pts

Detalle

1.00 1.05 1.10 1.15 1.20 1.25 1.30 1.35 1.40 1.43

Atleta	Equipo	1.00	1.05	1.10	1.15	1.20	1.25	1.30	1.35	1.40	1.43
diara alyssa BASCOMBE	saint vincen	o	o	o	o	o	o	o	o	xo	xxx
ashley rose GARDINER	turks & caic	o	o	o	o	xo	o	o	o	xo	xxx
kaori symayyah ROBLEY	trinidad & tr	o	o	o	o	o	o	o	o	xxx	
rhianna MARTYR	saint lucia	o	o	o	o	o	o	o	xxo	xxx	
natalie PINEDA	honduras	-	-	-	o	o	o	o	xxx		
britannia mouris BAILEY	jamaica	o	o	o	o	o	o	o	xxx		
natrilia solanje CAMPBELL	jamaica	o	o	o	o	o	xo	o	xxx		
nathalie michelle BARRIE	el salvador	o	-	o	-	o	xo	o	xxx		
fernanda sophia RODRIGUEZ RIVAS	el salvador	-	o	o	o	o	o	xo	xxx		
akya sherrice JOSEPH	us virgin isl	-	o	o	o	xo	o	xo	xxx		
danita sherene FRANCOIS	saint lucia	o	o	o	o	o	xo	xo	xxx		
chloe cilyse JAMES	trinidad & tr	o	o	o	o	xo	xxo	xxx			
genesis daniela JIRÓN	nicaragua	o	o	o	-	o	xxx				
cheffonia soniquia HOUSTON	grenada	o	o	o	o	o	xxx				
roneisha derma JOHNSON	turks & caic	o	o	o	xo	xxx					

II NACAC Age Group U13 & U15

Estadio Jorge "Magico" Gonzalez, San Salvador, El Salvador - July 26th & 27th 2019



RESULTADOS FINALES

Puntuación Pentatlón - Lanzam. de Bola (3) U-13, Femenino

Pos	Nombre del Atleta	Dorsal	Nacimiento	Edad	Equipo	Marca	
1	Jah 'Kyla Zaniah MORTON	111	09/02/2007	12	British Virgin Islands	45.04 m	499 pts
2	Zaila Genizas LEMMENS	113	01/11/2007	12	Curacao	43.97 m	485 pts
3	A 'Sia Olivia MC Master	110	30/08/2007	12	British Virgin Islands	41.19 m	461 pts
4	Dayna Mya LEER	100	01/07/2007	12	Aruba	39.43 m	441 pts
5	Zsa-Zsa FRANS	114	20/10/2008	11	Curacao	36.39 m	410 pts
6	Tia APPLEWHAITE	105	28/02/2008	11	Barbados	33.38 m	376 pts
7	Montserrat Maria WILLEMS	101	27/06/2007	12	Aruba	31.59 m	361 pts
8	Aimee Gabriella MCKENZIE	112	14/09/2007	12	Cayman Islands	28.93 m	327 pts
9	Phebe Ruthann THOMPSON	102	02/01/2007	12	Bahamas	28.39 m	321 pts
10	Rajae Aniya SAUNDERS	103	06/04/2007	12	Bahamas	28.04 m	321 pts
11	Kemauri DARRELL	109	16/02/2007	12	Bermuda	24.55 m	276 pts
12	Isis CASIMIRO	106	16/03/2007	12	Belize	24.32 m	271 pts
13	Tania APPLEWHAITE	104	28/02/2008	11	Barbados	19.98 m	210 pts
14	Ellise DICKINSON	108	02/11/2008	11	Bermuda	18.96 m	196 pts
15	Taejah SIMPSON	107	14/04/2007	12	Belize	13.03 m	108 pts

Detalle

		1	2	3	4	5	6
jah 'kyla zaniah MORTON	british virgin is	38.13	45.04	41.67			
zaila genizas LEMMENS	curacao	41.13	43.97	39.67			
a 'sia olivia MC	british virgin is	41.19	41.00	38.70			
dayna mya LEER	aruba	33.13	36.56	39.43			
zsa-zsa FRANS	curacao	36.39	28.40	34.63			
tia APPLEWHAITE	barbados	x	33.38	31.21			
montserrat maria WILLEMS	aruba	29.72	31.14	31.59			
aimee gabriella MCKENZIE	cayman islands	28.08	28.32	28.93			
phebe ruthann THOMPSON	bahamas	28.39	26.90	27.12			
rajae aniya SAUNDERS	bahamas	23.99	28.04	24.54			
kemauri DARRELL	bermuda	23.79	24.55	23.37			
isis CASIMIRO	belize	24.32	23.61	24.22			
tania APPLEWHAITE	barbados	16.04	18.50	19.98			
ellise DICKINSON	bermuda	18.96	17.39	17.67			
taejah SIMPSON	belize	12.92	13.03	10.61			

II NACAC Age Group U13 & U15

Estadio Jorge "Magico" Gonzalez, San Salvador, El Salvador - July 26th & 27th 2019



RESULTADOS FINALES

Puntuación Pentatlón - Lanzam. de Bola (3) U-13, Femenino

Pos	Nombre del Atleta	Dorsal	Nacimiento	Edad	Equipo	Marca	
1	Chloe Cilyse JAMES	128	20/02/2007	12	Trinidad & Tobago	42.39 m	471 pts
2	Akyra Sherrice JOSEPH	132	02/02/2007	12	Us Virgin Islands	36.96 m	415 pts
3	Natalie PINEDA Toledo	120	05/04/2007	12	Honduras	33.56 m	383 pts
4	Kaori Symayyah ROBLEY	129	06/11/2007	12	Trinidad & Tobago	32.39 m	367 pts
5	Britannia Mouris BAILEY	121	12/02/2008	11	Jamaica	31.88 m	361 pts
6	Diara Alyssa BASCOMBE	127	01/05/2007	12	Saint Vincent & Grenadines	31.60 m	361 pts
7	Roneisha Derma JOHNSON	131	29/06/2007	12	Turks & Caicos	31.36 m	356 pts
8	Ashley Rose GARDINER	130	05/01/2007	12	Turks & Caicos	29.85 m	338 pts
9	Fernanda Sophia RODRIGUEZ Rivas	117	01/03/2007	12	El Salvador	29.61 m	338 pts
10	Rhianna MARTYR	126	14/03/2007	12	Saint Lucia	29.53 m	338 pts
11	Cheffonia Soniquia HOUSTON	119	09/11/2007	12	Grenada	28.69 m	327 pts
12	Nathalie Michelle BARRIENTOS Alphar	118	10/08/2007	12	El Salvador	28.48 m	321 pts
13	Genesis Daniela JIRÓN Obando	123	17/04/2008	11	Nicaragua	26.44 m	296 pts
14	Natrilia Solanje CAMPBELL	122	05/09/2007	12	Jamaica	23.37 m	258 pts
15	Danita Sherene FRANCOIS	125	18/02/2008	11	Saint Lucia	19.00 m	203 pts

Detalle

		1	2	3	4	5	6
chloe cilyse JAMES	trinidad & toba	42.39	38.33	39.07			
akyra sherrice JOSEPH	us virgin island	36.96	24.79	26.04			
natalie PINEDA	honduras	31.15	29.73	33.56			
kaori symayyah ROBLEY	trinidad & toba	32.39	31.81	29.13			
britannia mouris BAILEY	jamaica	27.65	27.90	31.88			
diara alyssa BASCOMBE	saint vincent &	22.95	31.60	31.22			
roneisha derma JOHNSO	turks & caicos	29.34	31.36	28.07			
ashley rose GARDINER	turks & caicos	22.73	26.44	29.85			
fernanda sophia RODRIG	el salvador	29.61	29.30	27.71			
rhianna MARTYR	saint lucia	29.26	27.93	29.53			
cheffonia soniquia HOUS	grenada	21.15	26.63	28.69			
nathalie michelle BARRIE	el salvador	26.64	21.87	28.48			
genesis daniela JIRÓN	nicaragua	x	26.44	24.23			
natrilia solanje CAMPBEL	jamaica	23.37	20.76	19.37			
danita sherene FRANCOI	saint lucia	17.98	19.00	x			

II NACAC Age Group U13 & U15

Estadio Jorge "Magico" Gonzalez, San Salvador, El Salvador - July 26th & 27th 2019



RESULTADOS FINALES

Puntuación Pentatlón - Salto de Longitud (4) U-13, Femenino

Pos	Nombre del Atleta	Dorsal	Nacimiento	Edad	Equipo	Marca		Viento
1	Tia APPLEWHAITE	105	28/02/2008	11	Barbados	4.48 m	515 pts	+2.6 m/s
2	Phebe Ruthann THOMPSON	102	02/01/2007	12	Bahamas	4.34 m	486 pts	+1.4 m/s
3	Ellise DICKINSON	108	02/11/2008	11	Bermuda	4.31 m	480 pts	+1.7 m/s
4	Aimee Gabriella MCKENZIE	112	14/09/2007	12	Cayman Islands	4.20 m	458 pts	+1.2 m/s
5	Jah 'Kyla Zaniah MORTON	111	09/02/2007	12	British Virgin Islands	4.17 m	452 pts	+2.5 m/s
6	Tania APPLEWHAITE	104	28/02/2008	11	Barbados	4.11 m	440 pts	+2.2 m/s
7	Zsa-Zsa FRANS	114	20/10/2008	11	Curacao	4.06 m	430 pts	+2.3 m/s
8	A 'Sia Olivia MC Master	110	30/08/2007	12	British Virgin Islands	4.02 m	422 pts	+2.0 m/s
9	Kemauri DARRELL	109	16/02/2007	12	Bermuda	3.96 m	410 pts	+1.5 m/s
10	Montserrat Maria WILLEMS	101	27/06/2007	12	Aruba	3.96 m	410 pts	+2.8 m/s
11	Rajae Aniya SAUNDERS	103	06/04/2007	12	Bahamas	3.95 m	408 pts	+2.6 m/s
12	Dayna Mya LEER	100	01/07/2007	12	Aruba	3.81 m	380 pts	+1.5 m/s
13	Zaila Genizas LEMMENS	113	01/11/2007	12	Curacao	3.64 m	346 pts	+1.2 m/s
14	Taejah SIMPSON	107	14/04/2007	12	Belize	3.39 m	296 pts	+0.9 m/s
15	Isis CASIMIRO	106	16/03/2007	12	Belize	3.11 m	240 pts	+1.4 m/s

Detalle

		1	2	3	4	5	6
tia APPLEWHAITE	barbados	4.44	+1.3	4.48	+2.6	3.47	+1.7
phebe ruthann THOMPSON	bahamas	4.34	+1.4	x		3.83	+2.2
ellise DICKINSON	bermuda	4.31	+1.7	3.84	+1.0	3.48	+0.5
aimee gabriella MCKENZIE	cayman islands	4.07	+1.1	4.20	+1.2	4.10	+0.7
jah 'kyla zaniah MORTON	british virgin is	4.01	+1.7	x		4.17	+2.5
tania APPLEWHAITE	barbados	4.11	+2.2	3.83	+0.9	3.46	+1.7
zsa-zsa FRANS	curacao	3.83	+1.9	4.06	+2.3	3.97	+0.5
a 'sia olivia MC	british virgin is	4.02	+2.0	3.95	+2.3	3.96	+3.1
kemauri DARRELL	bermuda	3.96	+1.5	3.79	+0.6	x	
montserrat maria WILLEMS	aruba	3.67	+1.6	3.96	+2.8	3.75	+1.7
rajae aniya SAUNDERS	bahamas	3.72	+1.9	3.73	+1.3	3.95	+2.6
dayna mya LEER	aruba	3.81	+1.5	3.17	+1.7	3.69	+2.4
zaila genizas LEMMENS	curacao	3.48	+1.3	3.64	+1.2	3.60	+1.3
taejah SIMPSON	belize	x		3.12	+1.5	3.39	+0.9
isis CASIMIRO	belize	3.11	+1.4	3.00	+2.6	3.07	+1.0

II NACAC Age Group U13 & U15

Estadio Jorge "Magico" Gonzalez, San Salvador, El Salvador - July 26th & 27th 2019



RESULTADOS FINALES

Puntuación Pentatlón - Salto de Longitud (4) U-13, Femenino

Pos	Nombre del Atleta	Dorsal	Nacimiento	Edad	Equipo	Marca		Viento
1	Natrilia Solanje CAMPBELL	122	05/09/2007	12	Jamaica	4.64 m	548 pts	+0.0
2	Chloe Cilyse JAMES	128	20/02/2007	12	Trinidad & Tobago	4.60 m	540 pts	+0.0
3	Britannia Mouris BAILEY	121	12/02/2008	11	Jamaica	4.48 m	515 pts	-1.9 m/s
4	Ashley Rose GARDINER	130	05/01/2007	12	Turks & Caicos	4.46 m	510 pts	-2.9 m/s
5	Kaori Symayyah ROBLEY	129	06/11/2007	12	Trinidad & Tobago	4.44 m	506 pts	-1.9 m/s
6	Fernanda Sophia RODRIGUEZ Rivas	117	01/03/2007	12	El Salvador	4.26 m	470 pts	-2.2 m/s
7	Diara Alyssa BASCOMBE	127	01/05/2007	12	Saint Vincent & Grenadines	4.22 m	462 pts	-1.6 m/s
8	Akyra Sherrice JOSEPH	132	02/02/2007	12	Us Virgin Islands	4.18 m	454 pts	-1.7 m/s
9	Natalie PINEDA Toledo	120	05/04/2007	12	Honduras	4.04 m	426 pts	-1.9 m/s
10	Nathalie Michelle BARRIENTOS Alph	118	10/08/2007	12	El Salvador	3.96 m	410 pts	-2.1 m/s
11	Roneisha Derma JOHNSON	131	29/06/2007	12	Turks & Caicos	3.88 m	394 pts	0.0 m/s
12	Rhianna MARTYR	126	14/03/2007	12	Saint Lucia	3.84 m	386 pts	0.0 m/s
13	Cheffonia Soniquia HOUSTON	119	09/11/2007	12	Grenada	3.81 m	380 pts	-1.7 m/s
14	Danita Sherene FRANCOIS	125	18/02/2008	11	Saint Lucia	3.66 m	350 pts	-0.2 m/s
15	Genesis Daniela JIRÓN Obando	123	17/04/2008	11	Nicaragua	3.60 m	338 pts	+0.0

Detalle

		1		2		3		4		5		6
natrilia solanje CAMPBELL	jamaica	4.24	-1.5	4.62	-1.6	4.64	+0.0					
chloe cilyse JAMES	trinidad & toba	4.35	-2.3	4.54	-2.2	4.60	+0.0					
britannia mouris BAILEY	jamaica	4.48	-1.9	4.00	-0.6	4.33	-1.3					
ashley rose GARDINER	turks & caicos	4.44	-1.0	4.46	-2.9	4.43	-1.6					
kaori symayyah ROBLEY	trinidad & toba	4.44	-1.9	4.27	-0.6	4.00	-2.1					
fernanda sophia RODRIG	el salvador	4.10	-2.1	4.26	-2.2	4.10	-0.7					
diara alyssa BASCOMBE	saint vincent &	x		4.22	-1.6	4.14	0.0					
akyra sherrice JOSEPH	us virgin island	4.18	-1.7	3.88	-1.9	3.99	-0.2					
natalie PINEDA	honduras	3.89	-1.1	4.04	-1.9	4.00	-1.1					
nathalie michelle BARRIE	el salvador	3.74	-2.2	3.96	-2.1	3.84	-2.2					
roneisha derma JOHNSO	turks & caicos	3.54	-1.2	3.70	-1.3	3.88	0.0					
rhianna MARTYR	saint lucia	3.56	-0.4	3.50	-1.8	3.84	0.0					
cheffonia soniquia HOUS	grenada	x		3.34	-0.5	3.81	-1.7					
danita sherene FRANCOI	saint lucia	x		3.66	-0.2	3.10	-1.0					
genesis daniela JIRÓN	nicaragua	x		3.35	-1.9	3.60	+0.0					

II NACAC Age Group U13 & U15

Estadio Jorge "Magico" Gonzalez, San Salvador, El Salvador - July 26th & 27th 2019



RESULTADOS FINALES

Puntuación Pentatlón - 800 mts Planos (5) U-13, Femenino

Pos	Nombre del Atleta	Dorsal	Nacimiento	Edad	Equipo	Marca	
HEAT # 1							
1	Kaori Symayyah ROBLEY	129	06/11/2007	12	Trinidad & Tobago	02:33.65	524 pts
2	Tia APPLEWHAITE	105	28/02/2008	11	Barbados	02:33.67	524 pts
3	Jah 'Kyla Zaniah MORTON	111	09/02/2007	12	British Virgin Islands	02:44.00	436 pts
4	Britannia Mouris BAILEY	121	12/02/2008	11	Jamaica	02:45.62	422 pts
5	A 'Sia Olivia MC Master	110	30/08/2007	12	British Virgin Islands	02:47.38	409 pts
6	Akyra Sherrice JOSEPH	132	02/02/2007	12	Us Virgin Islands	02:49.40	394 pts
7	Fernanda Sophia RODRIGUEZ Rivas	117	01/03/2007	12	El Salvador	02:52.63	369 pts
8	Chloe Cilyse JAMES	128	20/02/2007	12	Trinidad & Tobago	02:53.10	366 pts
9	Natrilía Solanje CAMPBELL	122	05/09/2007	12	Jamaica	02:53.76	361 pts
10	Dayna Mya LEER	100	01/07/2007	12	Aruba	02:55.47	350 pts
11	Phebe Ruthann THOMPSON	102	02/01/2007	12	Bahamas	03:02.48	302 pts
12	Ashley Rose GARDINER	130	05/01/2007	12	Turks & Caicos	03:05.80	281 pts
13	Rajae Aniya SAUNDERS	103	06/04/2007	12	Bahamas	03:09.12	260 pts
14	Aimee Gabriella MCKENZIE	112	14/09/2007	12	Cayman Islands	03:46.48	71 pts
	Diara Alyssa BASCOMBE	127	01/05/2007	12	Saint Vincent & Grenadines	DNF	0 pts

Pos	Nombre del Atleta	Dorsal	Nacimiento	Edad	Equipo	Marca	
HEAT # 2							
1	Ellise DICKINSON	108	02/11/2008	11	Bermuda	02:37.50	490 pts
2	Tania APPLEWHAITE	104	28/02/2008	11	Barbados	02:41.15	459 pts
3	Kemauri DARRELL	109	16/02/2007	12	Bermuda	02:44.59	431 pts
4	Cheffonia Soniquia HOUSTON	119	09/11/2007	12	Grenada	02:49.67	391 pts
5	Roneisha Derma JOHNSON	131	29/06/2007	12	Turks & Caicos	02:49.81	390 pts
6	Danita Sherene FRANCOIS	125	18/02/2008	11	Saint Lucia	02:51.03	381 pts
7	Zsa-Zsa FRANS	114	20/10/2008	11	Curacao	02:52.36	371 pts
8	Zaila Genizas LEMMENS	113	01/11/2007	12	Curacao	02:52.52	370 pts
9	Rhianna MARTYR	126	14/03/2007	12	Saint Lucia	02:56.92	339 pts
10	Nathalie Michelle BARRIENTOS Alphonse	118	10/08/2007	12	El Salvador	02:57.24	337 pts
11	Montserrat Maria WILLEMS	101	27/06/2007	12	Aruba	02:58.34	329 pts
12	Isis CASIMIRO	106	16/03/2007	12	Belize	03:01.59	308 pts
13	Genesis Daniela JIRÓN Obando	123	17/04/2008	11	Nicaragua	03:11.41	246 pts
14	Taejah SIMPSON	107	14/04/2007	12	Belize	03:12.98	237 pts
15	Natalie PINEDA Toledo	120	05/04/2007	12	Honduras	04:10.83	0 pts

II NACAC Age Group U13 & U15

Estadio Jorge "Magico" Gonzalez, San Salvador, El Salvador - July 26th & 27th 2019



RESULTADOS FINALES

Resultados Generales

Pos	Nombre del Atleta	Equipo	Heat	Marca	
1	Kaori Symayyah ROBLEY	Trinidad & Tobago	1	02:33.65	524 pts
2	Tia APPLEWHAITE	Barbados	1	02:33.67	524 pts
3	Ellise DICKINSON	Bermuda	2	02:37.50	490 pts
4	Tania APPLEWHAITE	Barbados	2	02:41.15	459 pts
5	Jah 'Kyla Zaniah MORTON	British Virgin Islands	1	02:44.00	436 pts
6	Kemauri DARRELL	Bermuda	2	02:44.59	431 pts
7	Britannia Mouris BAILEY	Jamaica	1	02:45.62	422 pts
8	A 'Sia Olivia MC Master	British Virgin Islands	1	02:47.38	409 pts
9	Akyra Sherrice JOSEPH	Us Virgin Islands	1	02:49.40	394 pts
10	Cheffonia Soniquia HOUSTON	Grenada	2	02:49.67	391 pts
11	Roneisha Derma JOHNSON	Turks & Caicos	2	02:49.81	390 pts
12	Danita Sherene FRANCOIS	Saint Lucia	2	02:51.03	381 pts
13	Zsa-Zsa FRANS	Curacao	2	02:52.36	371 pts
14	Zaila Genizas LEMMENS	Curacao	2	02:52.52	370 pts
15	Fernanda Sophia RODRIGUEZ Rivas	El Salvador	1	02:52.63	369 pts
16	Chloe Cilyse JAMES	Trinidad & Tobago	1	02:53.10	366 pts
17	Natrilia Solanje CAMPBELL	Jamaica	1	02:53.76	361 pts
18	Dayna Mya LEER	Aruba	1	02:55.47	350 pts
19	Rhianna MARTYR	Saint Lucia	2	02:56.92	339 pts
20	Nathalie Michelle BARRIENTOS Alpha	El Salvador	2	02:57.24	337 pts
21	Montserrat Maria WILLEMS	Aruba	2	02:58.34	329 pts
22	Isis CASIMIRO	Belize	2	03:01.59	308 pts
23	Phebe Ruthann THOMPSON	Bahamas	1	03:02.48	302 pts
24	Ashley Rose GARDINER	Turks & Caicos	1	03:05.80	281 pts
25	Rajae Aniya SAUNDERS	Bahamas	1	03:09.12	260 pts
26	Genesis Daniela JIRÓN Obando	Nicaragua	2	03:11.41	246 pts
27	Taejah SIMPSON	Belize	2	03:12.98	237 pts
28	Aimee Gabriella MCKENZIE	Cayman Islands	1	03:46.48	71 pts
29	Natalie PINEDA Toledo	Honduras	2	04:10.83	0 pts
	Diara Alyssa BASCOMBE	Saint Vincent & Grenadines	1	DNF	0 pts

II NACAC Age Group U13 & U15

Estadio Jorge "Magico" Gonzalez, San Salvador, El Salvador - July 26th & 27th 2019

RESULTADOS FINALES



Categoría U-13, Masculino

II NACAC Age Group U13 & U15

Estadio Jorge "Magico" Gonzalez, San Salvador, El Salvador - July 26th & 27th 2019



RESULTADOS FINALES

Final Pentatlón U-13, Masculino





Pos	Nombre del Atleta	60m	Alto	Bola	Largo	1000m	Marca
1	Immani Jarelle MATTHEW Trinidad & Tobago	7.98 867 pts	1.50 623 pts	62.63 650 pts	+1.4 5.23 666 pts	3:34.25 453 pts	3259 pts
2	Milan Taj MITCHELL Saint Lucia	8.04 853 pts	1.45 582 pts	52.08 563 pts	+2.4 4.80 580 pts	3:07.20 640 pts	3218 pts
3	Euan Neil YOUNG Jamaica	8.31 790 pts	1.62 718 pts	56.18 597 pts	+3.4 5.18 656 pts	3:45.05 391 pts	3152 pts
4	Tyriek Dwight MC SWEEN Grenada	7.77 919 pts	1.35 499 pts	64.44 662 pts	+2.7 4.69 558 pts	3:29.57 482 pts	3120 pts
5	Tristan Dwight KING Bahamas	7.83 904 pts	1.45 582 pts	52.13 563 pts	-1.6 5.24 668 pts	3:51.94 355 pts	3072 pts
6	Ishmael Shami DURAND Saint Lucia	7.69 940 pts	1.45 582 pts	51.93 558 pts	+2.3 4.86 593 pts	3:46.89 381 pts	3054 pts
7	Keante Jaquani BROOKS Anguilla	8.27 799 pts	1.55 663 pts	55.20 588 pts	-1.7 4.63 546 pts	3:37.93 431 pts	3027 pts
8	Kaysean Kamjeek LAKE Anguilla	8.57 734 pts	1.40 541 pts	63.46 654 pts	-1.8 4.20 458 pts	3:09.94 618 pts	3005 pts
9	Aaron Gabriel MASSIAH Barbados	8.39 773 pts	1.55 663 pts	43.20 480 pts	-2.2 4.65 550 pts	3:30.16 478 pts	2944 pts
10	Nayan GRANT Bermuda	8.20 815 pts	1.50 623 pts	35.14 399 pts	-2.3 4.39 496 pts	3:14.04 588 pts	2921 pts
11	Keshawn GRIFFITH Barbados	8.23 808 pts	1.50 623 pts	38.73 436 pts	-2.3 4.64 548 pts	3:27.04 498 pts	2913 pts
12	Adama Keanu FAHNBULLEH Curacao	8.70 708 pts	1.45 582 pts	46.10 509 pts	-1.7 4.24 466 pts	3:23.99 518 pts	2783 pts
13	Tyrique Jeremiah VINCENT Trinidad & Tobago	8.47 756 pts	1.59 695 pts	47.30 518 pts	+2.0 3.94 406 pts	3:43.39 401 pts	2776 pts
14	Kenny Nathaniel MOXEY Bahamas	8.41 768 pts	1.45 582 pts	52.75 567 pts	-1.2 4.53 525 pts	4:02.00 305 pts	2747 pts
15	Michael Joshua MICHELIN Cayman Islands	8.76 695 pts	1.30 462 pts	41.70 466 pts	-1.0 4.52 523 pts	3:16.39 571 pts	2717 pts
16	Anthony Andre CHIN Cayman Islands	8.44 762 pts	1.35 499 pts	35.90 405 pts	-2.6 4.80 580 pts	3:33.71 456 pts	2702 pts
17	Rayshawn Amarion RIGBY Turks & Caicos	8.26 802 pts	1.25 426 pts	43.99 485 pts	+1.1 4.19 456 pts	3:23.79 520 pts	2689 pts
18	Aryan Lucas ANTONIA Curacao	8.47 756 pts	1.30 462 pts	52.19 563 pts	-0.1 4.41 500 pts	3:47.67 377 pts	2658 pts
19	Dany SORMERA Turks & Caicos	8.68 712 pts	1.25 426 pts	48.79 531 pts	+1.7 4.10 438 pts	3:25.68 507 pts	2614 pts
20	Hector MANUELES Dominguez Honduras	8.56 736 pts	1.10 316 pts	39.94 446 pts	+3.2 4.43 504 pts	3:23.32 522 pts	2524 pts
21	Wyndel Jerome BEYDE Aruba	8.70 708 pts	1.25 426 pts	35.15 399 pts	-2.4 3.86 390 pts	3:27.75 494 pts	2417 pts
22	Demarco Antonio BENNETT Jamaica	8.77 693 pts	1.20 389 pts	32.36 367 pts	+2.2 4.33 484 pts	3:30.13 478 pts	2411 pts
22	Douglas Adalberto RODRIGUEZ El Salvador	8.58 732 pts	1.15 352 pts	42.05 471 pts	0.0 4.49 517 pts	3:54.96 339 pts	2411 pts
24	Daylen SCOTT Bermuda	8.63 722 pts	1.20 389 pts	33.36 376 pts	-2.0 4.41 500 pts	3:42.37 406 pts	2393 pts

II NACAC Age Group U13 & U15

Estadio Jorge "Magico" Gonzalez, San Salvador, El Salvador - July 26th & 27th 2019



RESULTADOS FINALES

25	Jose Ismael VASQUEZ Romero El Salvador 	8.79 690 pts	1.15 352 pts	40.40 451 pts	4.08 434 pts	3:37.16 436 pts	2363 pts
26	Gian Elan GIEL Aruba 	9.54 552 pts	1.25 426 pts	52.40 563 pts	3.71 360 pts	3:36.95 437 pts	2338 pts
27	Rupert CARDINEZ Belize 	8.05 850 pts	1.35 499 pts	44.49 490 pts	3.95 408 pts	5:18.13 31 pts	2278 pts
28	Giovanni ORTIZ Belize 	8.98 653 pts	1.25 426 pts	40.27 451 pts	4.27 472 pts	4:32.38 178 pts	2180 pts

II NACAC Age Group U13 & U15

Estadio Jorge "Magico" Gonzalez, San Salvador, El Salvador - July 26th & 27th 2019



RESULTADOS FINALES

Puntuación Pentatlón - 60 mts Planos (1) U-13, Masculino

Pos	Nombre del Atleta	Dorsal	Nacimiento	Edad	Equipo	Carril	Marca	
HEAT # 1								
1	Immani Jarelle MATTHEW	229	28/06/2007	12	Trinidad & Tobago	3	07.98	867 pts
2	Keante Jaquani BROOKS	201	09/02/2007	12	Anguilla	2	08.27	799 pts
3	Kenny Nathaniel MOXEY	204	08/03/2007	12	Bahamas	5	08.41	768 pts
4	Anthony Andre CHIN	212	27/02/2008	11	Cayman Islands	6	08.44	762 pts
5	Demarco Antonio BENNETT	222	06/09/2007	12	Jamaica	7	08.77	693 pts
6	Jose Ismael VASQUEZ Romero	219	01/01/2007	12	El Salvador	4	08.79	690 pts
7	Giovanni ORTIZ	208	15/07/2007	12	Belize	1	08.98	653 pts
HEAT # 2								
1	Ishmael Shami DURAND	227	18/04/2007	12	Saint Lucia	7	07.69	940 pts
2	Tyriek Dwight MC SWEEN	220	06/02/2007	12	Grenada	2	07.77	919 pts
3	Tristan Dwight KING	205	14/03/2007	12	Bahamas	5	07.83	904 pts
4	Rupert CARDINEZ	209	10/01/2007	12	Belize	3	08.05	850 pts
5	Rayshawn Amarion RIGBY	232	31/08/2007	12	Turks & Caicos	1	08.26	802 pts
6	Aryan Lucas ANTONIA	215	23/05/2007	12	Curacao	6	08.47	756 pts
7	Kaysean Kamjeek LAKE	200	16/01/2007	12	Anguilla	4	08.57	734 pts
HEAT # 3								
1	Milan Taj MITCHELL	228	18/04/2007	12	Saint Lucia	4	08.04	853 pts
2	Nayan GRANT	211	22/09/2007	12	Bermuda	3	08.20	815 pts
3	Aaron Gabriel MASSIAH	206	08/01/2007	12	Barbados	5	08.39	773 pts
4	Hector MANUELES Dominguez	221	23/02/2007	12	Honduras	2	08.56	736 pts
5	Dany SORMERA	231	25/01/2007	12	Turks & Caicos	1	08.68	712 pts
6	Adama Keanu FAHNBULLEH	214	10/04/2007	12	Curacao	6	08.70	708 pts
7	Gian Elan GIEL	202	17/05/2008	11	Aruba	7	09.54	552 pts
HEAT # 4								
1	Keshawn GRIFFITH	207	09/04/2007	12	Barbados	5	08.23	808 pts
2	Euan Neil YOUNG	223	19/02/2007	12	Jamaica	2	08.31	790 pts
3	Tyrique Jeremiah VINCENT	230	14/03/2008	11	Trinidad & Tobago	4	08.47	756 pts
4	Douglas Adalberto RODRIGUEZ Ram	218	24/07/2007	12	El Salvador	6	08.58	732 pts
5	Daylen SCOTT	210	03/01/2008	11	Bermuda	7	08.63	722 pts
6	Wyndel Jerome BEYDE	203	18/08/2008	11	Aruba	3	08.70	708 pts
7	Michael Joshua MICHELIN	213	23/06/2007	12	Cayman Islands	8	08.76	695 pts

II NACAC Age Group U13 & U15

Estadio Jorge "Magico" Gonzalez, San Salvador, El Salvador - July 26th & 27th 2019



RESULTADOS FINALES

Resultados Generales

Pos	Nombre del Atleta	Equipo	Heat	Marca	
1	Ishmael Shami DURAND	Saint Lucia	2	07.69	940 pts
2	Tyriek Dwight MC SWEEN	Grenada	2	07.77	919 pts
3	Tristan Dwight KING	Bahamas	2	07.83	904 pts
4	Immani Jarelle MATTHEW	Trinidad & Tobago	1	07.98	867 pts
5	Milan Taj MITCHELL	Saint Lucia	3	08.04	853 pts
6	Rupert CARDINEZ	Belize	2	08.05	850 pts
7	Nayan GRANT	Bermuda	3	08.20	815 pts
8	Keshawn GRIFFITH	Barbados	4	08.23	808 pts
9	Rayshawn Amarion RIGBY	Turks & Caicos	2	08.26	802 pts
10	Keante Jaquani BROOKS	Anguilla	1	08.27	799 pts
11	Euan Neil YOUNG	Jamaica	4	08.31	790 pts
12	Aaron Gabriel MASSIAH	Barbados	3	08.39	773 pts
13	Kenny Nathaniel MOXEY	Bahamas	1	08.41	768 pts
14	Anthony Andre CHIN	Cayman Islands	1	08.44	762 pts
15	Aryan Lucas ANTONIA	Curacao	2	08.47	756 pts
15	Tyrique Jeremiah VINCENT	Trinidad & Tobago	4	08.47	756 pts
17	Hector MANUELES Dominguez	Honduras	3	08.56	736 pts
18	Kaysean Kamjeek LAKE	Anguilla	2	08.57	734 pts
19	Douglas Adalberto RODRIGUEZ Ramirez	El Salvador	4	08.58	732 pts
20	Daylen SCOTT	Bermuda	4	08.63	722 pts
21	Dany SORMERA	Turks & Caicos	3	08.68	712 pts
22	Wyndel Jerome BEYDE	Aruba	4	08.70	708 pts
22	Adama Keanu FAHNBULLEH	Curacao	3	08.70	708 pts
24	Michael Joshua MICHELIN	Cayman Islands	4	08.76	695 pts
25	Demarco Antonio BENNETT	Jamaica	1	08.77	693 pts
26	Jose Ismael VASQUEZ Romero	El Salvador	1	08.79	690 pts
27	Giovanni ORTIZ	Belize	1	08.98	653 pts
28	Gian Elan GIEL	Aruba	3	09.54	552 pts

II NACAC Age Group U13 & U15

Estadio Jorge "Magico" Gonzalez, San Salvador, El Salvador - July 26th & 27th 2019



RESULTADOS FINALES

Puntuación Pentatlón - Salto de Altura (2) U-13, Masculino

Pos	Nombre del Atleta	Dorsal	Nacimiento	Edad	Equipo	Marca	
1	Aaron Gabriel MASSIAH	206	08/01/2007	12	Barbados	1.55 m	663 pts
2	Keante Jaquani BROOKS	201	09/02/2007	12	Anguilla	1.55 m	663 pts
3	Nayan GRANT	211	22/09/2007	12	Bermuda	1.50 m	623 pts
4	Keshawn GRIFFITH	207	09/04/2007	12	Barbados	1.50 m	623 pts
5	Adama Keanu FAHNBULLEH	214	10/04/2007	12	Curacao	1.45 m	582 pts
6	Kenny Nathaniel MOXEY	204	08/03/2007	12	Bahamas	1.45 m	582 pts
7	Tristan Dwight KING	205	14/03/2007	12	Bahamas	1.45 m	582 pts
8	Kaysean Kamjeek LAKE	200	16/01/2007	12	Anguilla	1.40 m	541 pts
9	Anthony Andre CHIN	212	27/02/2008	11	Cayman Islands	1.35 m	499 pts
10	Rupert CARDINEZ	209	10/01/2007	12	Belize	1.35 m	499 pts
11	Michael Joshua MICHELIN	213	23/06/2007	12	Cayman Islands	1.30 m	462 pts
12	Aryan Lucas ANTONIA	215	23/05/2007	12	Curacao	1.30 m	462 pts
13	Wyndel Jerome BEYDE	203	18/08/2008	11	Aruba	1.25 m	426 pts
14	Gian Elan GIEL	202	17/05/2008	11	Aruba	1.25 m	426 pts
15	Giovanni ORTIZ	208	15/07/2007	12	Belize	1.25 m	426 pts
16	Daylen SCOTT	210	03/01/2008	11	Bermuda	1.20 m	389 pts

Detalle

1.10 1.15 1.20 1.25 1.30 1.35 1.40 1.45 1.50 1.55 1.58

Atleta	Equipo	1.10	1.15	1.20	1.25	1.30	1.35	1.40	1.45	1.50	1.55	1.58
aaron gabriel MASSIAH	barbados	-	o	-	o	o	o	o	o	xo	xo	xxx
keante jaquani BROOKS	anguilla	-	-	-	o	o	xxo	o	o	o	xo	xxx
nayan GRANT	bermuda	o	o	o	o	o	o	o	o	xo	xxx	
keshawn GRIFFITH	barbados	-	o	o	o	o	xo	o	xxo	xxo	xxx	
adama keanu FAHNBULL	curacao	-	-	-	o	o	o	o	o	xxx		
kenny nathaniel MOXEY	bahamas	o	-	-	o	o	o	xo	o	xxx		
tristan dwight KING	bahamas	o	-	-	o	o	o	xxo	o	xxx		
kaysean kamjeek LAKE	anguilla	-	-	-	o	o	o	o	xxx			
anthony andre CHIN	cayman isla	o	o	o	o	xo	o	xxx				
rupert CARDINEZ	belize	o	o	o	o	xxo	o	xxx				
michael joshua MICHELIN	cayman isla	o	o	o	o	o	xxx					
aryan lucas ANTONIA	curacao	-	-	o	o	xo	xxx					
wyndel jerome BEYDE	aruba	o	o	o	o	xxx						
gian elan GIEL	aruba	o	xo	o	o	xxx						
giovanni ORTIZ	belize	o	xo	o	xxo	xxx						
daylen SCOTT	bermuda	o	o	o	xxx							

II NACAC Age Group U13 & U15

Estadio Jorge "Magico" Gonzalez, San Salvador, El Salvador - July 26th & 27th 2019



RESULTADOS FINALES

Puntuación Pentatlón - Salto de Altura (2) U-13, Masculino

Pos	Nombre del Atleta	Dorsal	Nacimiento	Edad	Equipo	Marca	
1	Euan Neil YOUNG	223	19/02/2007	12	Jamaica	1.62 m	718 pts
2	Tyrique Jeremiah VINCENT	230	14/03/2008	11	Trinidad & Tobago	1.59 m	695 pts
3	Immani Jarelle MATTHEW	229	28/06/2007	12	Trinidad & Tobago	1.50 m	623 pts
4	Ishmael Shami DURAND	227	18/04/2007	12	Saint Lucia	1.45 m	582 pts
5	Milan Taj MITCHELL	228	18/04/2007	12	Saint Lucia	1.45 m	582 pts
6	Tyriek Dwight MC SWEEN	220	06/02/2007	12	Grenada	1.35 m	499 pts
7	Dany SORMERA	231	25/01/2007	12	Turks & Caicos	1.25 m	426 pts
8	Rayshawn Amarion RIGBY	232	31/08/2007	12	Turks & Caicos	1.25 m	426 pts
9	Demarco Antonio BENNETT	222	06/09/2007	12	Jamaica	1.20 m	389 pts
10	Douglas Adalberto RODRIGUEZ Ram	218	24/07/2007	12	El Salvador	1.15 m	352 pts
11	Jose Ismael VASQUEZ Romero	219	01/01/2007	12	El Salvador	1.15 m	352 pts
12	Hector MANUELES Dominguez	221	23/02/2007	12	Honduras	1.10 m	316 pts

Detalle

1.10 1.15 1.20 1.25 1.30 1.35 1.40 1.45 1.50 1.53 1.56 1.59 1.62 1.65

Atleta	Equipo	1.10	1.15	1.20	1.25	1.30	1.35	1.40	1.45	1.50	1.53	1.56	1.59	1.62	1.65
euan neil YOUNG	jamaica	o	o	o	o	o	o	o	o	o	o	xo	o	o	xxx
tyrique jeremiah VINCEN	trinidad & t	-	-	o	-	o	-	o	o	xxo	o	xo	xo	xxx	
immani jarelle MATTHEW	trinidad & t	-	-	o	-	o	-	o	o	xo	xxx				
ishmael shami DURAND	saint lucia	o	o	o	o	o	xo	o	xo	xxx					
milan taj MITCHELL	saint lucia	o	o	o	o	o	xxo	o	xxo	xxx					
tyriek dwight MC SWEEN	grenada	o	o	o	-	o	o								
dany SORMERA	turks & caic	o	o	o	o	xxx									
rayshawn amarion RIGBY	turks & caic	o	o	xo	xo	xxx									
demarco antonio BENNE	jamaica	o	o	o	xxx										
douglas adalberto RODR	el salvador	o	o	xxx											
jose ismael VASQUEZ	el salvador	xo	o	xxx											
hector MANUELES	honduras	o	xxx												

II NACAC Age Group U13 & U15

Estadio Jorge "Magico" Gonzalez, San Salvador, El Salvador - July 26th & 27th 2019



RESULTADOS FINALES

Puntuación Pentatlón - Lanzam. de Bola (3) U-13, Masculino

Pos	Nombre del Atleta	Dorsal	Nacimiento	Edad	Equipo	Marca	
1	Kaysean Kamjeek LAKE	200	16/01/2007	12	Anguilla	63.46 m	654 pts
2	Keante Jaquani BROOKS	201	09/02/2007	12	Anguilla	55.20 m	588 pts
3	Kenny Nathaniel MOXEY	204	08/03/2007	12	Bahamas	52.75 m	567 pts
4	Gian Elan GIEL	202	17/05/2008	11	Aruba	52.40 m	563 pts
5	Aryan Lucas ANTONIA	215	23/05/2007	12	Curacao	52.19 m	563 pts
6	Tristan Dwight KING	205	14/03/2007	12	Bahamas	52.13 m	563 pts
7	Adama Keanu FAHNBULLEH	214	10/04/2007	12	Curacao	46.10 m	509 pts
8	Rupert CARDINEZ	209	10/01/2007	12	Belize	44.49 m	490 pts
9	Aaron Gabriel MASSIAH	206	08/01/2007	12	Barbados	43.20 m	480 pts
10	Michael Joshua MICHELIN	213	23/06/2007	12	Cayman Islands	41.70 m	466 pts
11	Giovanni ORTIZ	208	15/07/2007	12	Belize	40.27 m	451 pts
12	Keshawn GRIFFITH	207	09/04/2007	12	Barbados	38.73 m	436 pts
13	Anthony Andre CHIN	212	27/02/2008	11	Cayman Islands	35.90 m	405 pts
14	Wyndel Jerome BEYDE	203	18/08/2008	11	Aruba	35.15 m	399 pts
15	Nayan GRANT	211	22/09/2007	12	Bermuda	35.14 m	399 pts
16	Daylen SCOTT	210	03/01/2008	11	Bermuda	33.36 m	376 pts

Detalle

		1	2	3	4	5	6
kaysean kamjeek LAKE	anguilla	54.44	63.46	60.40			
keante jaquani BROOKS	anguilla	53.70	49.15	55.20			
kenny nathaniel MOXEY	bahamas	50.93	50.94	52.75			
gian elan GIEL	aruba	52.40	47.40	44.50			
aryan lucas ANTONIA	curacao	52.19	50.56	51.53			
tristan dwight KING	bahamas	52.13	51.43	49.00			
adama keanu FAHNBULL	curacao	43.59	46.10	42.10			
rupert CARDINEZ	belize	43.99	43.57	44.49			
aaron gabriel MASSIAH	barbados	38.80	43.20	43.19			
michael joshua MICHELIN	cayman islands	40.65	35.13	41.70			
giovanni ORTIZ	belize	33.31	39.84	40.27			
keshawn GRIFFITH	barbados	31.37	x	38.73			
anthony andre CHIN	cayman islands	35.58	34.67	35.90			
wyndel jerome BEYDE	aruba	32.43	33.70	35.15			
nayan GRANT	bermuda	32.64	35.14	31.60			
daylen SCOTT	bermuda	33.36	32.85	29.65			

II NACAC Age Group U13 & U15

Estadio Jorge "Magico" Gonzalez, San Salvador, El Salvador - July 26th & 27th 2019



RESULTADOS FINALES

Puntuación Pentatlón - Lanzam. de Bola (3) U-13, Masculino

Pos	Nombre del Atleta	Dorsal	Nacimiento	Edad	Equipo	Marca	
1	Tyriek Dwight MC SWEEN	220	06/02/2007	12	Grenada	64.44 m	662 pts
2	Immani Jarelle MATTHEW	229	28/06/2007	12	Trinidad & Tobago	62.63 m	650 pts
3	Euan Neil YOUNG	223	19/02/2007	12	Jamaica	56.18 m	597 pts
4	Milan Taj MITCHELL	228	18/04/2007	12	Saint Lucia	52.08 m	563 pts
5	Ishmael Shami DURAND	227	18/04/2007	12	Saint Lucia	51.93 m	558 pts
6	Dany SORMERA	231	25/01/2007	12	Turks & Caicos	48.79 m	531 pts
7	Tyrique Jeremiah VINCENT	230	14/03/2008	11	Trinidad & Tobago	47.30 m	518 pts
8	Rayshawn Amarion RIGBY	232	31/08/2007	12	Turks & Caicos	43.99 m	485 pts
9	Douglas Adalberto RODRIGUEZ Ram	218	24/07/2007	12	El Salvador	42.05 m	471 pts
10	Jose Ismael VASQUEZ Romero	219	01/01/2007	12	El Salvador	40.40 m	451 pts
11	Hector MANUELES Dominguez	221	23/02/2007	12	Honduras	39.94 m	446 pts
12	Demarco Antonio BENNETT	222	06/09/2007	12	Jamaica	32.36 m	367 pts

Detalle

		1	2	3	4	5	6
tyriek dwight MC SWEEN	grenada	63.05	64.44	64.08			
immani jarelle MATTHEW	trinidad & toba	54.43	62.63	50.28			
euan neil YOUNG	jamaica	54.30	54.34	56.18			
milan taj MITCHELL	saint lucia	47.08	52.08	47.20			
ishmael shami DURAND	saint lucia	47.88	49.49	51.93			
dany SORMERA	turks & caicos	48.79	42.67	44.95			
tyrique jeremiah VINCENT	trinidad & toba	47.30	x	x			
rayshawn amarion RIGBY	turks & caicos	43.99	41.84	42.98			
douglas adalberto RODRIGUEZ	el salvador	42.05	39.50	37.69			
jose ismael VASQUEZ	el salvador	35.64	40.40	38.69			
hector MANUELES	honduras	x	39.27	39.94			
demarco antonio BENNETT	jamaica	29.68	29.10	32.36			

II NACAC Age Group U13 & U15

Estadio Jorge "Magico" Gonzalez, San Salvador, El Salvador - July 26th & 27th 2019



RESULTADOS FINALES

Puntuación Pentatlón - Salto de Longitud (4) U-13, Masculino

Pos	Nombre del Atleta	Dorsal	Nacimiento	Edad	Equipo	Marca		Viento
1	Tristan Dwight KING	205	14/03/2007	12	Bahamas	5.24 m	668 pts	-1.6 m/s
2	Anthony Andre CHIN	212	27/02/2008	11	Cayman Islands	4.80 m	580 pts	-2.6 m/s
3	Aaron Gabriel MASSIAH	206	08/01/2007	12	Barbados	4.65 m	550 pts	-2.2 m/s
4	Keshawn GRIFFITH	207	09/04/2007	12	Barbados	4.64 m	548 pts	-2.3 m/s
5	Keante Jaquani BROOKS	201	09/02/2007	12	Anguilla	4.63 m	546 pts	-1.7 m/s
6	Kenny Nathaniel MOXEY	204	08/03/2007	12	Bahamas	4.53 m	525 pts	-1.2 m/s
7	Michael Joshua MICHELIN	213	23/06/2007	12	Cayman Islands	4.52 m	523 pts	-1.0 m/s
8	Daylen SCOTT	210	03/01/2008	11	Bermuda	4.41 m	500 pts	-2.0 m/s
9	Aryan Lucas ANTONIA	215	23/05/2007	12	Curacao	4.41 m	500 pts	-0.1 m/s
10	Nayan GRANT	211	22/09/2007	12	Bermuda	4.39 m	496 pts	-2.3 m/s
11	Giovanni ORTIZ	208	15/07/2007	12	Belize	4.27 m	472 pts	-1.4 m/s
12	Adama Keanu FAHNBULLEH	214	10/04/2007	12	Curacao	4.24 m	466 pts	-1.7 m/s
13	Kaysean Kamjeek LAKE	200	16/01/2007	12	Anguilla	4.20 m	458 pts	-1.8 m/s
14	Rupert CARDINEZ	209	10/01/2007	12	Belize	3.95 m	408 pts	-1.1 m/s
15	Wyndel Jerome BEYDE	203	18/08/2008	11	Aruba	3.86 m	390 pts	-2.4 m/s
16	Gian Elan GIEL	202	17/05/2008	11	Aruba	3.71 m	360 pts	-1.7 m/s

Detalle

		1	2	3	4	5	6		
tristan dwight KING	bahamas	4.67	-3.8	5.24	-1.6	5.04	-4.4		
anthony andre CHIN	cayman islands	x		4.80	-2.6	4.57	-1.7		
aaron gabriel MASSIAH	barbados	4.45	-2.6	4.65	-2.2	4.57	-3.8		
keshawn GRIFFITH	barbados	4.64	-2.3	x		4.47	-1.1		
keante jaquani BROOKS	anguilla	4.37	0.0	4.39	-1.4	4.63	-1.7		
kenny nathaniel MOXEY	bahamas	4.30	-1.7	4.31	-2.0	4.53	-1.2		
michael joshua MICHELIN	cayman islands	4.47	-0.8	4.41	-1.1	4.52	-1.0		
daylen SCOTT	bermuda	4.36	-1.0	4.41	-2.0	3.68	-2.7		
aryan lucas ANTONIA	curacao	4.41	-0.1	3.84	-2.0	4.01	-0.6		
nayan GRANT	bermuda	3.51	-1.4	4.26	-1.9	4.39	-2.3		
giovanni ORTIZ	belize	3.88	0.0	4.27	-1.4	4.00	-2.4		
adama keanu FAHNBULL	curacao	4.05	-1.0	4.05	-1.4	4.24	-1.7		
kaysean kamjeek LAKE	anguilla	x		4.20	-1.8	x			
rupert CARDINEZ	belize	3.95	-1.1	3.92	-2.4	3.33	-1.7		
wyndel jerome BEYDE	aruba	3.62	-2.6	3.86	-2.4	3.82	-1.2		
gian elan GIEL	aruba	3.54	-0.7	3.71	-1.7	3.61	-0.9		

II NACAC Age Group U13 & U15

Estadio Jorge "Magico" Gonzalez, San Salvador, El Salvador - July 26th & 27th 2019



RESULTADOS FINALES

Puntación Pentatlón - Salto de Longitud (4) U-13, Masculino

Pos	Nombre del Atleta	Dorsal	Nacimiento	Edad	Equipo	Marca		Viento
1	Immani Jarelle MATTHEW	229	28/06/2007	12	Trinidad & Tobago	5.23 m	666 pts	+1.4 m/s
2	Euan Neil YOUNG	223	19/02/2007	12	Jamaica	5.18 m	656 pts	+3.4 m/s
3	Ishmael Shami DURAND	227	18/04/2007	12	Saint Lucia	4.86 m	593 pts	+2.3 m/s
4	Milan Taj MITCHELL	228	18/04/2007	12	Saint Lucia	4.80 m	580 pts	+2.4 m/s
5	Tyriek Dwight MC SWEEN	220	06/02/2007	12	Grenada	4.69 m	558 pts	+2.7 m/s
6	Douglas Adalberto RODRIGUEZ Ram	218	24/07/2007	12	El Salvador	4.49 m	517 pts	0.0 m/s
7	Hector MANUELES Dominguez	221	23/02/2007	12	Honduras	4.43 m	504 pts	+3.2 m/s
8	Demarco Antonio BENNETT	222	06/09/2007	12	Jamaica	4.33 m	484 pts	+2.2 m/s
9	Rayshawn Amarion RIGBY	232	31/08/2007	12	Turks & Caicos	4.19 m	456 pts	+1.1 m/s
10	Dany SORMERA	231	25/01/2007	12	Turks & Caicos	4.10 m	438 pts	+1.7 m/s
11	Jose Ismael VASQUEZ Romero	219	01/01/2007	12	El Salvador	4.08 m	434 pts	+1.2 m/s
12	Tyrique Jeremiah VINCENT	230	14/03/2008	11	Trinidad & Tobago	3.94 m	406 pts	+2.0 m/s

Detalle

		1		2		3		4		5		6
immani jarelle MATTHEW	trinidad & toba	5.23	+1.4	5.11	+2.3	4.98	+1.5					
euan neil YOUNG	jamaica	5.03	+2.1	4.68	+0.8	5.18	+3.4					
ishmael shami DURAND	saint lucia	4.83	+1.5	4.86	+2.3	4.73	+1.6					
milan taj MITCHELL	saint lucia	4.43	0.0	4.49	+0.9	4.80	+2.4					
tyriek dwight MC SWEEN	grenada	x		-		4.69	+2.7					
douglas adalberto RODRIGUEZ Ram	el salvador	4.49	0.0	4.45	0.0	4.37	+0.6					
hector MANUELES	honduras	4.43	+3.2	4.00	+2.1	x						
demarco antonio BENNETT	jamaica	4.02	+0.3	4.12	+1.1	4.33	+2.2					
rayshawn amarion RIGBY	turks & caicos	4.19	+1.1	3.50	+2.3	4.15	+3.3					
dany SORMERA	turks & caicos	3.63	+1.1	x		4.10	+1.7					
jose ismael VASQUEZ	el salvador	4.08	+1.2	4.07		4.06	+1.1					
tyrique jeremiah VINCENT	trinidad & toba	x		x		3.94	+2.0					

II NACAC Age Group U13 & U15

Estadio Jorge "Magico" Gonzalez, San Salvador, El Salvador - July 26th & 27th 2019



RESULTADOS FINALES

Puntuación Pentatlón - 1.000 mts Planos (5) U-13, Masculino

Pos	Nombre del Atleta	Dorsal	Nacimiento	Edad	Equipo	Marca	
HEAT # 1							
1	Milan Taj MITCHELL	228	18/04/2007	12	Saint Lucia	03:07.20	640 pts
2	Kaysean Kamjeek LAKE	200	16/01/2007	12	Anguilla	03:09.94	618 pts
3	Nayan GRANT	211	22/09/2007	12	Bermuda	03:14.04	588 pts
4	Adama Keanu FAHNBULLEH	214	10/04/2007	12	Curacao	03:23.99	518 pts
5	Keshawn GRIFFITH	207	09/04/2007	12	Barbados	03:27.04	498 pts
6	Tyriek Dwight MC SWEEN	220	06/02/2007	12	Grenada	03:29.57	482 pts
7	Aaron Gabriel MASSIAH	206	08/01/2007	12	Barbados	03:30.16	478 pts
8	Immani Jarelle MATTHEW	229	28/06/2007	12	Trinidad & Tobago	03:34.25	453 pts
9	Keante Jaquani BROOKS	201	09/02/2007	12	Anguilla	03:37.93	431 pts
10	Tyrique Jeremiah VINCENT	230	14/03/2008	11	Trinidad & Tobago	03:43.39	401 pts
11	Euan Neil YOUNG	223	19/02/2007	12	Jamaica	03:45.05	391 pts
12	Ishmael Shami DURAND	227	18/04/2007	12	Saint Lucia	03:46.89	381 pts
13	Aryan Lucas ANTONIA	215	23/05/2007	12	Curacao	03:47.67	377 pts
14	Tristan Dwight KING	205	14/03/2007	12	Bahamas	03:51.94	355 pts
15	Kenny Nathaniel MOXEY	204	08/03/2007	12	Bahamas	04:02.00	305 pts

HEAT # 2							
1	Michael Joshua MICHELIN	213	23/06/2007	12	Cayman Islands	03:16.39	571 pts
2	Hector MANUELES Dominguez	221	23/02/2007	12	Honduras	03:23.32	522 pts
3	Rayshawn Amarion RIGBY	232	31/08/2007	12	Turks & Caicos	03:23.79	520 pts
4	Dany SORMERA	231	25/01/2007	12	Turks & Caicos	03:25.68	507 pts
5	Wyndel Jerome BEYDE	203	18/08/2008	11	Aruba	03:27.75	494 pts
6	Demarco Antonio BENNETT	222	06/09/2007	12	Jamaica	03:30.13	478 pts
7	Anthony Andre CHIN	212	27/02/2008	11	Cayman Islands	03:33.71	456 pts
8	Gian Elan GIEL	202	17/05/2008	11	Aruba	03:36.95	437 pts
9	Jose Ismael VASQUEZ Romero	219	01/01/2007	12	El Salvador	03:37.16	436 pts
10	Daylen SCOTT	210	03/01/2008	11	Bermuda	03:42.37	406 pts
11	Douglas Adalberto RODRIGUEZ Ram	218	24/07/2007	12	El Salvador	03:54.96	339 pts
12	Giovanni ORTIZ	208	15/07/2007	12	Belize	04:32.38	178 pts
13	Rupert CARDINEZ	209	10/01/2007	12	Belize	05:18.13	31 pts

II NACAC Age Group U13 & U15

Estadio Jorge "Magico" Gonzalez, San Salvador, El Salvador - July 26th & 27th 2019



RESULTADOS FINALES

Resultados Generales

Pos	Nombre del Atleta	Equipo	Heat	Marca	
1	Milan Taj MITCHELL	Saint Lucia	1	03:07.20	640 pts
2	Kaysean Kamjeek LAKE	Anguilla	1	03:09.94	618 pts
3	Nayan GRANT	Bermuda	1	03:14.04	588 pts
4	Michael Joshua MICHELIN	Cayman Islands	2	03:16.39	571 pts
5	Hector MANUELES Dominguez	Honduras	2	03:23.32	522 pts
6	Rayshawn Amarion RIGBY	Turks & Caicos	2	03:23.79	520 pts
7	Adama Keanu FAHNBULLEH	Curacao	1	03:23.99	518 pts
8	Dany SORMERA	Turks & Caicos	2	03:25.68	507 pts
9	Keshawn GRIFFITH	Barbados	1	03:27.04	498 pts
10	Wyndel Jerome BEYDE	Aruba	2	03:27.75	494 pts
11	Tyriek Dwight MC SWEEN	Grenada	1	03:29.57	482 pts
12	Demarco Antonio BENNETT	Jamaica	2	03:30.13	478 pts
13	Aaron Gabriel MASSIAH	Barbados	1	03:30.16	478 pts
14	Anthony Andre CHIN	Cayman Islands	2	03:33.71	456 pts
15	Immani Jarelle MATTHEW	Trinidad & Tobago	1	03:34.25	453 pts
16	Gian Elan GIEL	Aruba	2	03:36.95	437 pts
17	Jose Ismael VASQUEZ Romero	El Salvador	2	03:37.16	436 pts
18	Keante Jaquani BROOKS	Anguilla	1	03:37.93	431 pts
19	Daylen SCOTT	Bermuda	2	03:42.37	406 pts
20	Tyrique Jeremiah VINCENT	Trinidad & Tobago	1	03:43.39	401 pts
21	Euan Neil YOUNG	Jamaica	1	03:45.05	391 pts
22	Ishmael Shami DURAND	Saint Lucia	1	03:46.89	381 pts
23	Aryan Lucas ANTONIA	Curacao	1	03:47.67	377 pts
24	Tristan Dwight KING	Bahamas	1	03:51.94	355 pts
25	Douglas Adalberto RODRIGUEZ Ramirez	El Salvador	2	03:54.96	339 pts
26	Kenny Nathaniel MOXEY	Bahamas	1	04:02.00	305 pts
27	Giovanni ORTIZ	Belize	2	04:32.38	178 pts
28	Rupert CARDINEZ	Belize	2	05:18.13	31 pts

II NACAC Age Group U13 & U15

Estadio Jorge "Magico" Gonzalez, San Salvador, El Salvador - July 26th & 27th 2019

RESULTADOS FINALES



Categoría U-13, Mixto

II NACAC Age Group U13 & U15

Estadio Jorge "Magico" Gonzalez, San Salvador, El Salvador - July 26th & 27th 2019









RESULTADOS FINALES






Final Relevos 4x100 mts Mixto U-13, Mixto

Pos Nombre del Atleta Dorsal Nacimiento Edad Equipo Carril Marca

HEAT # 1

1	rajae SAUNDERS - tristan KING - kenny MOXEY - phebe THOMPSON		Bahamas	50.06
2	tania APPLEWHAITE - tia APPLEWHAITE - aaron MASSIAH - keshawn GRIFFITH		Barbados	50.77
3	tyrique VINCENT - immani MATTHEW - chloe JAMES - kaori ROBLEY		Trinidad & Tobago	51.04
4	rhianna MARTYR - milan MITCHELL - danita FRANCOIS - ishrael DURAND		Saint Lucia	51.50
	zaila LEMMENS - aryan ANTONIA - adama FAHNBULLEH - zsa-zsa FRANS		Curacao	DQ
	britannia BAILEY - euan YOUNG - natrilia CAMPBELL - demarco BENNETT		Jamaica	DQ

HEAT # 2

1	roneisha JOHNSON - dany SORMERA - ashley GARDINER - rayshawn RIGBY		Turks & Caicos	53.01
2	ellise DICKINSON - daylen SCOTT - kemauri DARRELL - nayan GRANT		Bermuda	53.32
3	fernanda RODRIGUEZ - jose VASQUEZ - nathalie BARRIENTOS - douglas RODRIGUEZ		El Salvador	54.47
4	wyndel BEYDE - dayna LEER - gian GIEL - montserrat WILLEMS		Aruba	55.20
	isis CASIMIRO - giovanni ORTIZ - taejah SIMPSON - rupert CARDINEZ		Belize	DQ

Resultados Generales

Pos	Nombre del Atleta	Equipo	Heat	Marca
1		Bahamas	1	50.06
2		Barbados	1	50.77
3		Trinidad & Tobago	1	51.04
4		Saint Lucia	1	51.50
5		Turks & Caicos	2	53.01
6		Bermuda	2	53.32
7		El Salvador	2	54.47
8		Aruba	2	55.20
		Jamaica	1	DQ
		Belize	2	DQ
		Curacao	1	DQ

II NACAC Age Group U13 & U15

Estadio Jorge "Magico" Gonzalez, San Salvador, El Salvador - July 26th & 27th 2019

RESULTADOS FINALES



Categoría U-15, Femenino

II NACAC Age Group U13 & U15

Estadio Jorge "Magico" Gonzalez, San Salvador, El Salvador - July 26th & 27th 2019



RESULTADOS FINALES

Final Heptatlón U-15, Femenino









Pos	Nombre del Atleta	80m	Largo	Bala	60vallas	Alto	Bola	1000m	Marca
1	Yusleyni Arbolaez MONTERREY Cuba	+1.7 10.54 698 pts	+1.5 4.94 609 pts	9.89 517 pts	+1.0 9.14 741 pts	1.53 647 pts	42.00 471 pts	3:31.32 471 pts	4154 pts
2	Janae Zakiya DE GANNES Trinidad & Tobago	+0.8 10.08 784 pts	0.0 5.47 712 pts	8.24 434 pts	+1.0 9.34 708 pts	1.63 726 pts	42.10 471 pts	4:03.51 298 pts	4133 pts
3	Brianna BOYCE Barbados	+0.1 10.35 732 pts	+0.9 5.04 629 pts	8.43 444 pts	+1.0 9.70 652 pts	1.45 582 pts	47.76 522 pts	3:33.77 456 pts	4017 pts
4	Monique Alecia STEWART Jamaica	+0.8 10.40 723 pts	+0.1 4.89 599 pts	8.99 473 pts	+1.0 9.54 677 pts	1.35 499 pts	45.36 499 pts	3:20.99 539 pts	4009 pts
5	Gianna Samantha PAUL Trinidad & Tobago	+0.6 10.31 740 pts	-2.0 4.71 562 pts	9.13 480 pts	+0.8 9.72 649 pts	1.63 726 pts	34.53 394 pts	3:51.01 359 pts	3910 pts
6	Ana Isabela GONZALEZ Velasq El Salvador	+0.6 10.95 627 pts	-1.9 4.88 597 pts	8.42 443 pts	+0.8 9.94 617 pts	1.60 702 pts	33.60 383 pts	3:33.70 457 pts	3826 pts
7	A´Keela Rosetta MCMMASTER British Virgin Islands	+1.7 10.18 765 pts	+1.9 5.00 621 pts	8.68 457 pts	+1.0 11.69 406 pts	1.53 647 pts	42.00 471 pts	3:35.81 444 pts	3811 pts
8	Michelle Mycah SMITH Us Virgin Islands	+1.7 10.59 689 pts	+1.9 4.87 595 pts	6.66 346 pts	+0.8 9.45 691 pts	1.40 541 pts	27.28 309 pts	3:09.36 623 pts	3794 pts
9	Skye Spencer LAYNE Barbados	+1.7 10.39 725 pts	0.0 5.02 625 pts	9.98 522 pts	+1.0 9.32 712 pts	1.25 426 pts	45.97 504 pts	4:13.90 252 pts	3766 pts
10	Laira Indira POCERA Reyes Cuba	+0.1 11.23 581 pts	+0.7 4.53 525 pts	9.40 493 pts	+0.8 9.61 666 pts	1.40 541 pts	54.03 580 pts	3:48.49 373 pts	3759 pts
11	Alyssa Mia DYETT Antigua & Barbuda	+1.7 10.12 776 pts	+3.8 5.00 621 pts	8.19 431 pts	+1.0 10.03 605 pts	1.30 462 pts	41.11 461 pts	4:20.76 223 pts	3579 pts
12	Mia Ann-Jean MC INTOSH Antigua & Barbuda	+0.1 10.60 687 pts	0.0 4.34 486 pts	6.80 354 pts	+2.3 10.03 605 pts	1.40 541 pts	35.31 399 pts	3:28.46 489 pts	3561 pts
13	G´Shan Maria BROWN Bahamas	+1.7 10.58 691 pts	-0.2 4.87 595 pts	7.78 409 pts	+0.8 10.20 581 pts	1.45 582 pts	42.03 471 pts	4:26.65 199 pts	3528 pts
14	Eljoenai Abigail WEHL Aruba	+0.8 10.87 640 pts	0.0 4.43 504 pts	7.90 416 pts	+0.8 10.60 529 pts	1.45 582 pts	42.44 471 pts	3:54.59 341 pts	3483 pts
15	Aliyah Diamond GIDHARRY Grenada	+0.1 10.91 634 pts	-0.5 4.23 464 pts	6.88 359 pts	+2.3 11.41 435 pts	1.40 541 pts	52.19 563 pts	3:44.89 392 pts	3388 pts
16	Lavanya Marion WILLIAMS Jamaica	+0.6 10.22 757 pts	-2.0 4.82 585 pts	6.08 311 pts	+0.8 10.90 493 pts	1.30 462 pts	46.10 509 pts	4:13.71 252 pts	3369 pts
17	Brianna JAMES Saint Lucia	+0.1 10.94 629 pts	-1.3 4.44 506 pts	7.55 397 pts	+2.3 10.43 551 pts	1.35 499 pts	44.49 490 pts	4:16.92 238 pts	3310 pts
18	I´Aura GOLDING Bermuda	+1.7 10.64 680 pts	+0.9 4.54 527 pts	4.79 227 pts	+1.5 9.94 617 pts	1.40 541 pts	30.37 344 pts	3:50.43 362 pts	3298 pts
19	Aniyah Ciera FORBES Turks & Caicos	+0.1 10.84 645 pts	-0.3 4.36 490 pts	7.90 416 pts	+0.8 11.32 445 pts	1.30 462 pts	41.36 461 pts	4:02.98 301 pts	3220 pts
20	Mariendely Mariandy CASPER Curacao	+1.7 11.07 607 pts	+2.6 4.58 535 pts	7.57 398 pts	+2.3 11.62 413 pts	1.40 541 pts	40.45 451 pts	4:15.13 246 pts	3191 pts
21	Kendrea Melrose MUNROE Bahamas	+0.6 10.51 703 pts	+0.7 4.13 444 pts	5.89 299 pts	+2.3 9.83 633 pts	1.40 541 pts	28.36 321 pts	4:14.90 247 pts	3188 pts
22	Tanesia Sylvina GARDINER Turks & Caicos	+1.7 11.38 558 pts	-1.1 4.36 490 pts	7.82 411 pts	+2.3 12.42 335 pts	1.35 499 pts	30.41 344 pts	3:25.39 509 pts	3146 pts
23	Wendy Gabriela GRANADOS Sc El Salvador	+1.7 12.05 461 pts	-2.0 3.80 378 pts	7.43 390 pts	+1.5 11.58 417 pts	1.25 426 pts	50.66 549 pts	3:26.12 504 pts	3125 pts
24	Jo-Nina Vi-Nette KOCK Aruba	+1.7 11.23 581 pts	0.0 4.39 496 pts	6.78 353 pts	+1.5 10.45 548 pts	1.35 499 pts	38.68 436 pts	4:35.93 164 pts	3077 pts

II NACAC Age Group U13 & U15

Estadio Jorge "Magico" Gonzalez, San Salvador, El Salvador - July 26th & 27th 2019



RESULTADOS FINALES

25	Deneisha Rayne TAYLOR Cayman Islands 	+0.6 10.93 630 pts	+2.7 4.36 490 pts	6.15 315 pts	+2.3 10.71 516 pts	1.20 389 pts	24.50 276 pts	3:58.21 323 pts	2939 pts
26	Katherine BEAN-ROSARIO Bermuda 	+0.1 11.84 490 pts	+1.1 4.07 432 pts	9.44 495 pts	+1.5 12.10 365 pts	NM 0 pts	47.64 522 pts	3:23.04 524 pts	2828 pts
27	Riah Revorn HENSON Saint Vincent & Grenadines 	+1.7 11.52 537 pts	-1.1 3.37 292 pts	6.62 343 pts	+1.5 12.20 356 pts	1.35 499 pts	38.24 431 pts	3:53.46 347 pts	2805 pts
28	Thaishanaira Elita VALERIUS Curacao 	+0.8 12.17 444 pts	+0.6 4.18 454 pts	8.28 436 pts	+1.5 12.35 342 pts	1.30 462 pts	40.39 451 pts	4:43.58 137 pts	2726 pts
29	Amelia ANTUNEZ Altamirano Honduras 	+1.7 11.43 550 pts	-2.5 3.65 348 pts	5.98 305 pts	+1.5 11.70 405 pts	1.20 389 pts	32.14 367 pts	4:55.78 97 pts	2461 pts
30	Kaylin MONTERROSO Belize 	+0.6 12.82 361 pts	+1.2 3.31 280 pts	5.31 262 pts	+2.3 13.28 262 pts	1.20 389 pts	34.44 389 pts	4:00.44 312 pts	2255 pts
31	Keely FAUX Belize 	+0.8 12.09 455 pts	+2.9 3.08 234 pts	5.65 284 pts	+1.5 13.66 233 pts	1.20 389 pts	25.91 290 pts	4:22.61 215 pts	2100 pts
	Jahtivya Sarafina WILLIAMS British Virgin Islands 	+0.8 10.08 784 pts	+3.4 4.77 574 pts	10.09 527 pts	+1.0 10.62 527 pts	NM 0 pts	42.63 475 pts	DNS 0 pts	DNF

II NACAC Age Group U13 & U15

Estadio Jorge "Magico" Gonzalez, San Salvador, El Salvador - July 26th & 27th 2019



RESULTADOS FINALES

Puntuación Heptatlón - 80 mts Planos (1) U-15, Femenino

Pos	Nombre del Atleta	Dorsal	Nacimiento	Edad	Equipo	Carril	Marca		
HEAT # 1									
1	Alyssa Mia DYETT	300	25/01/2005	14	Antigua & Barbuda	4	10.12	776 pts	+1.7 m/s
2	Yusleyni Arbolaez MONTERREY	316	06/12/2005	14	Cuba	6	10.54	698 pts	+1.7 m/s
3	G´Shan Maria BROWN	304	30/05/2005	14	Bahamas	5	10.58	691 pts	+1.7 m/s
4	I´Aura GOLDING	310	05/01/2006	13	Bermuda	3	10.64	680 pts	+1.7 m/s
5	Tanesia Sylvina GARDINER	336	02/06/2005	14	Turks & Caicos	1	11.38	558 pts	+1.7 m/s
6	Wendy Gabriela GRANADOS Solis	322	05/03/2005	14	El Salvador	2	12.05	461 pts	+1.7 m/s
HEAT # 2									
1	Brianna BOYCE	306	24/01/2005	14	Barbados	5	10.35	732 pts	+0.1 m/s
2	Mia Ann-Jean MC INTOSH	301	22/08/2005	14	Antigua & Barbuda	1	10.60	687 pts	+0.1 m/s
3	Aniyah Ciera FORBES	335	24/02/2005	14	Turks & Caicos	7	10.84	645 pts	+0.1 m/s
4	Aliyah Diamond GIDHARRY	323	28/01/2005	14	Grenada	2	10.91	634 pts	+0.1 m/s
5	Brianna JAMES	330	24/07/2006	13	Saint Lucia	6	10.94	629 pts	+0.1 m/s
6	Laira Indira POCERA Reyes	315	28/03/2005	14	Cuba	4	11.23	581 pts	+0.1 m/s
7	Katherine BEAN-ROSARIO	311	29/05/2006	13	Bermuda	3	11.84	490 pts	+0.1 m/s
HEAT # 3									
1	A´Keela Rosetta MCMASTER	312	04/04/2005	14	British Virgin Islands	3	10.18	765 pts	+1.7 m/s
2	Skye Spencer LAYNE	307	20/02/2006	13	Barbados	5	10.39	725 pts	+1.7 m/s
3	Michelle Mycah SMITH	337	18/06/2006	13	Us Virgin Islands	1	10.59	689 pts	+1.7 m/s
4	Mariendely Mariandy CASPER	317	17/02/2005	14	Curacao	6	11.07	607 pts	+1.7 m/s
5	Jo-Nina Vi-Nette KOCK	303	13/12/2006	13	Aruba	4	11.23	581 pts	+1.7 m/s
6	Amelia ANTUNEZ Altamirano	324	04/01/2006	13	Honduras	2	11.43	550 pts	+1.7 m/s
7	Riah Revorn HENSON	332	23/07/2006	13	Saint Vincent & Grenadines	7	11.52	537 pts	+1.7 m/s
HEAT # 4									
1	Jahtivya Sarafina WILLIAMS	313	17/03/2005	14	British Virgin Islands	3	10.08	(.071)784 pts	+0.8 m/s
2	Janae Zakiya DE GANNES	334	17/10/2006	13	Trinidad & Tobago	5	10.08	(.079)784 pts	+0.8 m/s
3	Monique Alecia STEWART	326	28/09/2005	14	Jamaica	2	10.40	723 pts	+0.8 m/s
4	Eljoenai Abigail WEHL	302	09/09/2005	14	Aruba	4	10.87	640 pts	+0.8 m/s
5	Keely FAUX	309	08/04/2006	13	Belize	7	12.09	455 pts	+0.8 m/s
6	Thaishanaira Elita VALERIUS	318	22/05/2006	13	Curacao	6	12.17	444 pts	+0.8 m/s
HEAT # 5									
1	Lavanya Marion WILLIAMS	325	08/12/2005	14	Jamaica	2	10.22	757 pts	+0.6 m/s
2	Gianna Samantha PAUL	333	10/08/2006	13	Trinidad & Tobago	7	10.31	740 pts	+0.6 m/s
3	Kendrea Melrose MUNROE	305	08/01/2005	14	Bahamas	4	10.51	703 pts	+0.6 m/s
4	Deneisha Rayne TAYLOR	314	19/04/2005	14	Cayman Islands	3	10.93	630 pts	+0.6 m/s
5	Ana Isabela GONZALEZ Velasquez	321	19/05/2005	14	El Salvador	5	10.95	627 pts	+0.6 m/s
6	Kaylin MONTERROSO	308	19/10/2006	13	Belize	6	12.82	361 pts	+0.6 m/s

II NACAC Age Group U13 & U15

Estadio Jorge "Magico" Gonzalez, San Salvador, El Salvador - July 26th & 27th 2019



RESULTADOS FINALES

Resultados Generales

Pos	Nombre del Atleta	Equipo	Heat	Marca		Viento
1	Jahtivya Sarafina WILLIAMS	British Virgin Islands	4	10.08	784 (671)	+0.8 m/s
2	Janae Zakiya DE GANNES	Trinidad & Tobago	4	10.08	784 (679)	+0.8 m/s
3	Alyssa Mia DYETT	Antigua & Barbuda	1	10.12	776 pts	+1.7 m/s
4	A´Keela Rosetta MCMASTER	British Virgin Islands	3	10.18	765 pts	+1.7 m/s
5	Lavanya Marion WILLIAMS	Jamaica	5	10.22	757 pts	+0.6 m/s
6	Gianna Samantha PAUL	Trinidad & Tobago	5	10.31	740 pts	+0.6 m/s
7	Brianna BOYCE	Barbados	2	10.35	732 pts	+0.1 m/s
8	Skye Spencer LAYNE	Barbados	3	10.39	725 pts	+1.7 m/s
9	Monique Alecia STEWART	Jamaica	4	10.40	723 pts	+0.8 m/s
10	Kendrea Melrose MUNROE	Bahamas	5	10.51	703 pts	+0.6 m/s
11	Yusleyni Arbolaez MONTERREY	Cuba	1	10.54	698 pts	+1.7 m/s
12	G´Shan Maria BROWN	Bahamas	1	10.58	691 pts	+1.7 m/s
13	Michelle Mycah SMITH	Us Virgin Islands	3	10.59	689 pts	+1.7 m/s
14	Mia Ann-Jean MC INTOSH	Antigua & Barbuda	2	10.60	687 pts	+0.1 m/s
15	I´Aura GOLDING	Bermuda	1	10.64	680 pts	+1.7 m/s
16	Aniyah Ciera FORBES	Turks & Caicos	2	10.84	645 pts	+0.1 m/s
17	Eljoenai Abigail WEHL	Aruba	4	10.87	640 pts	+0.8 m/s
18	Aliyah Diamond GIDHARRY	Grenada	2	10.91	634 pts	+0.1 m/s
19	Deneisha Rayne TAYLOR	Cayman Islands	5	10.93	630 pts	+0.6 m/s
20	Brianna JAMES	Saint Lucia	2	10.94	629 pts	+0.1 m/s
21	Ana Isabela GONZALEZ Velasquez	El Salvador	5	10.95	627 pts	+0.6 m/s
22	Mariendely Mariandy CASPER	Curacao	3	11.07	607 pts	+1.7 m/s
23	Laira Indira POCERA Reyes	Cuba	2	11.23	581 pts	+0.1 m/s
23	Jo-Nina Vi-Nette KOCK	Aruba	3	11.23	581 pts	+1.7 m/s
25	Tanesia Sylvina GARDINER	Turks & Caicos	1	11.38	558 pts	+1.7 m/s
26	Amelia ANTUNEZ Altamirano	Honduras	3	11.43	550 pts	+1.7 m/s
27	Riah Revorn HENSON	Saint Vincent & Grenadines	3	11.52	537 pts	+1.7 m/s
28	Katherine BEAN-ROSARIO	Bermuda	2	11.84	490 pts	+0.1 m/s
29	Wendy Gabriela GRANADOS Solis	El Salvador	1	12.05	461 pts	+1.7 m/s
30	Keely FAUX	Belize	4	12.09	455 pts	+0.8 m/s
31	Thaishanaira Elita VALERIUS	Curacao	4	12.17	444 pts	+0.8 m/s
32	Kaylin MONTERROSO	Belize	5	12.82	361 pts	+0.6 m/s

II NACAC Age Group U13 & U15

Estadio Jorge "Magico" Gonzalez, San Salvador, El Salvador - July 26th & 27th 2019



RESULTADOS FINALES

Puntuación Heptatlón - Salto de Longitud (2) U-15, Femenino

Pos	Nombre del Atleta	Dorsal	Nacimiento	Edad	Equipo	Marca		Viento
1	Brianna BOYCE	306	24/01/2005	14	Barbados	5.04 m	629 pts	+0.9 m/s
2	Skye Spencer LAYNE	307	20/02/2006	13	Barbados	5.02 m	625 pts	0.0 m/s
3	Alyssa Mia DYETT	300	25/01/2005	14	Antigua & Barbuda	5.00 m	621 pts	+3.8 m/s
4	A´Keela Rosetta MCMMASTER	312	04/04/2005	14	British Virgin Islands	5.00 m	621 pts	+1.9 m/s
5	Yusleyni Arbolaez MONTERREY	316	06/12/2005	14	Cuba	4.94 m	609 pts	+1.5 m/s
6	G´Shan Maria BROWN	304	30/05/2005	14	Bahamas	4.87 m	595 pts	-0.2 m/s
7	Jahtivya Sarafina WILLIAMS	313	17/03/2005	14	British Virgin Islands	4.77 m	574 pts	+3.4 m/s
8	Mariendely Mariandy CASPER	317	17/02/2005	14	Curacao	4.58 m	535 pts	+2.6 m/s
9	I´Aura GOLDING	310	05/01/2006	13	Bermuda	4.54 m	527 pts	+0.9 m/s
10	Laira Indira POCERA Reyes	315	28/03/2005	14	Cuba	4.53 m	525 pts	+0.7 m/s
11	Eljoenai Abigail WEHL	302	09/09/2005	14	Aruba	4.43 m	504 pts	0.0 m/s
12	Jo-Nina Vi-Nette KOCK	303	13/12/2006	13	Aruba	4.39 m	496 pts	0.0 m/s
13	Deneisha Rayne TAYLOR	314	19/04/2005	14	Cayman Islands	4.36 m	490 pts	+2.7 m/s
14	Mia Ann-Jean MC INTOSH	301	22/08/2005	14	Antigua & Barbuda	4.34 m	486 pts	0.0 m/s
15	Thaishanaira Elita VALERIUS	318	22/05/2006	13	Curacao	4.18 m	454 pts	+0.6 m/s
16	Kendrea Melrose MUNROE	305	08/01/2005	14	Bahamas	4.13 m	444 pts	+0.7 m/s
17	Katherine BEAN-ROSARIO	311	29/05/2006	13	Bermuda	4.07 m	432 pts	+1.1 m/s
18	Kaylin MONTERROSO	308	19/10/2006	13	Belize	3.31 m	280 pts	+1.2 m/s
19	Keely FAUX	309	08/04/2006	13	Belize	3.08 m	234 pts	+2.9 m/s

Detalle

		1	2	3	4	5	6
brianna BOYCE	barbados	4.59	+2.4	4.85	+0.4	5.04	+0.9
skye spencer LAYNE	barbados	4.78	0.0	4.66	+1.0	5.02	0.0
alyssa mia DYETT	antigua & barb	4.80	0.0	5.00	+3.8	4.85	0.0
a´keela rosetta MCMAS	british virgin is	4.38	+0.2	5.00	+1.9	x	
yusleyni arbolaez MONTE	cuba	4.68	+2.2	4.61	0.0	4.94	+1.5
g´shan maria BROWN	bahamas	4.60	+0.9	4.81	+1.9	4.87	-0.2
jahtivya sarafina WILLIA	british virgin is	4.58	+1.0	4.77	+3.4	4.52	+0.5
mariendely mariandy CA	curacao	4.47	0.0	4.57	+2.4	4.58	+2.6
i´aura GOLDING	bermuda	4.54	+0.9	4.42	+1.7	4.28	+0.2
laira indira POCERA	cuba	4.44	+2.4	4.48	+2.0	4.53	+0.7
eljoenai abigail WEHL	aruba	4.28	+1.0	4.39	+2.6	4.43	0.0
jo-nina vi-nette KOCK	aruba	4.39	0.0	4.21	+0.7	4.10	+1.9
deneisha rayne TAYLOR	cayman islands	x		3.80	+2.8	4.36	+2.7
mia ann-jean MC INTOSH	antigua & barb	4.34	0.0	4.05	+1.4	4.26	0.0
thaishanaira elita VALER	curacao	3.93	+1.1	4.11	+3.0	4.18	+0.6
kendrea melrose MUNRO	bahamas	x		4.13	+0.7	3.60	-1.2
katherine bean-rosario	bermuda	3.63	0.0	3.99	+1.9	4.07	+1.1
kaylin monterroso	belize	3.31	+1.2	x		3.17	+0.6
keely faux	belize	3.08	+2.5	3.08	+2.9	2.54	+1.7

II NACAC Age Group U13 & U15

Estadio Jorge "Magico" Gonzalez, San Salvador, El Salvador - July 26th & 27th 2019



RESULTADOS FINALES

Puntuación Heptatlón - Salto de Longitud (2) U-15, Femenino

Pos	Nombre del Atleta	Dorsal	Nacimiento	Edad	Equipo	Marca		Viento
1	Janae Zakiya DE GANNES	334	17/10/2006	13	Trinidad & Tobago	5.47 m	712 pts	0.0 m/s
2	Monique Alecia STEWART	326	28/09/2005	14	Jamaica	4.89 m	599 pts	+0.1 m/s
3	Ana Isabela GONZALEZ Velasquez	321	19/05/2005	14	El Salvador	4.88 m	597 pts	-1.9 m/s
4	Michelle Mycah SMITH	337	18/06/2006	13	Us Virgin Islands	4.87 m	595 pts	+1.9 m/s
5	Lavanya Marion WILLIAMS	325	08/12/2005	14	Jamaica	4.82 m	585 pts	-2.0 m/s
6	Gianna Samantha PAUL	333	10/08/2006	13	Trinidad & Tobago	4.71 m	562 pts	-2.0 m/s
7	Brianna JAMES	330	24/07/2006	13	Saint Lucia	4.44 m	506 pts	-1.3 m/s
8	Aniyah Ciera FORBES	335	24/02/2005	14	Turks & Caicos	4.36 m	490 pts	-0.3 m/s
9	Tanesia Sylvina GARDINER	336	02/06/2005	14	Turks & Caicos	4.36 m	490 pts	-1.1 m/s
10	Aliyah Diamond GIDHARRY	323	28/01/2005	14	Grenada	4.23 m	464 pts	-0.5 m/s
11	Wendy Gabriela GRANADOS Solis	322	05/03/2005	14	El Salvador	3.80 m	378 pts	-2.0 m/s
12	Amelia ANTUNEZ Altamirano	324	04/01/2006	13	Honduras	3.65 m	348 pts	-2.5 m/s
13	Riah Revorn HENSON	332	23/07/2006	13	Saint Vincent & Grenadines	3.37 m	292 pts	-1.1 m/s

Detalle

		1	2	3	4	5	6		
janae zakiya DE GANNES	trinidad & toba	5.47	0.0	5.27	-0.9	5.12	-3.7		
monique alecia STEWART	jamaica	4.89	+0.1	x		4.69	-2.1		
ana isabela GONZALEZ	el salvador	4.74	-1.7	4.69	-1.5	4.88	-1.9		
michelle mycah SMITH	us virgin island	4.45	-0.2	4.24	0.0	4.87	+1.9		
lavanya marion WILLIAM	jamaica	4.60	0.0	4.33	0.0	4.82	-2.0		
gianna samantha PAUL	trinidad & toba	4.66	-2.2	4.64	-2.9	4.71	-2.0		
brianna JAMES	saint lucia	4.25	-1.3	4.25	-0.8	4.44	-1.3		
aniyah ciera FORBES	turks & caicos	4.25	-1.4	4.36	-0.3	4.21	-0.1		
tanesia sylvina GARDINE	turks & caicos	3.88	-0.7	4.36	-1.1	3.81	-0.4		
aliyah diamond GIDHARF	grenada	4.09	0.0	4.08	-1.7	4.23	-0.5		
wendy gabriela GRANADI	el salvador	3.48	+0.3	3.60	-1.9	3.80	-2.0		
amelia ANTUNEZ	honduras	3.65	-0.4	x		3.65	-2.5		
riah revorn HENSON	saint vincent &	3.30	-0.1	2.99	-0.7	3.37	-1.1		

II NACAC Age Group U13 & U15

Estadio Jorge "Magico" Gonzalez, San Salvador, El Salvador - July 26th & 27th 2019



RESULTADOS FINALES

Puntuación Heptatlón - Impulsión de Bala 3 kg (3) U-15, Femenino

Pos	Nombre del Atleta	Dorsal	Nacimiento	Edad	Equipo	Marca	
1	Jahtivya Sarafina WILLIAMS	313	17/03/2005	14	British Virgin Islands	10.09 m	527 pts
2	Skye Spencer LAYNE	307	20/02/2006	13	Barbados	9.98 m	522 pts
3	Yusleyni Arbolaez MONTERREY	316	06/12/2005	14	Cuba	9.89 m	517 pts
4	Katherine BEAN-ROSARIO	311	29/05/2006	13	Bermuda	9.44 m	495 pts
5	Laira Indira POCERA Reyes	315	28/03/2005	14	Cuba	9.40 m	493 pts
6	A´Keela Rosetta MCMMASTER	312	04/04/2005	14	British Virgin Islands	8.68 m	457 pts
7	Brianna BOYCE	306	24/01/2005	14	Barbados	8.43 m	444 pts
8	Thaishanaira Elita VALERIUS	318	22/05/2006	13	Curacao	8.28 m	436 pts
9	Alyssa Mia DYETT	300	25/01/2005	14	Antigua & Barbuda	8.19 m	431 pts
10	Eljoenai Abigail WEHL	302	09/09/2005	14	Aruba	7.90 m	416 pts
11	G´Shan Maria BROWN	304	30/05/2005	14	Bahamas	7.78 m	409 pts
12	Mariendely Mariandy CASPER	317	17/02/2005	14	Curacao	7.57 m	398 pts
13	Mia Ann-Jean MC INTOSH	301	22/08/2005	14	Antigua & Barbuda	6.80 m	354 pts
14	Jo-Nina Vi-Nette KOCK	303	13/12/2006	13	Aruba	6.78 m	353 pts
15	Deneisha Rayne TAYLOR	314	19/04/2005	14	Cayman Islands	6.15 m	315 pts
16	Kendrea Melrose MUNROE	305	08/01/2005	14	Bahamas	5.89 m	299 pts
17	Keely FAUX	309	08/04/2006	13	Belize	5.65 m	284 pts
18	Kaylin MONTERROSO	308	19/10/2006	13	Belize	5.31 m	262 pts
19	I´Aura GOLDING	310	05/01/2006	13	Bermuda	4.79 m	227 pts

Detalle

		1	2	3	4	5	6
jahtivya sarafina WILLIAMS	british virgin is	7.95	10.09	9.59			
skye spencer LAYNE	barbados	8.99	x	9.98			
yusleyni arbolaez MONTE	cuba	9.89	9.77	9.17			
katherine BEAN-ROSARIO	bermuda	9.44	8.92	8.89			
laira indira POCERA	cuba	8.34	9.40	9.05			
a´keela rosetta MCMAST	british virgin is	8.68	8.30	x			
brianna BOYCE	barbados	x	7.53	8.43			
thaishanaira elita VALERI	curacao	8.28	8.08	7.89			
alyssa mia DYETT	antigua & barb	7.76	8.19	7.85			
eljoenai abigail WEHL	aruba	7.90	7.58	7.86			
g´shan maria BROWN	bahamas	7.36	7.78	6.93			
mariendely mariandy CAS	curacao	7.57	7.46	7.48			
mia ann-jean MC INTOSH	antigua & barb	6.80	x	x			
jo-nina vi-nette KOCK	aruba	5.75	6.25	6.78			
deneisha rayne TAYLOR	cayman islands	6.15	x	x			
kendrea melrose MUNRO	bahamas	4.99	5.89	4.53			
keely FAUX	belize	5.65	5.39	4.64			
kaylin MONTERROSO	belize	5.31	5.15	4.65			
i´aura GOLDING	bermuda	4.18	4.79	4.57			

II NACAC Age Group U13 & U15

Estadio Jorge "Magico" Gonzalez, San Salvador, El Salvador - July 26th & 27th 2019



RESULTADOS FINALES

Puntuación Heptatlón - Impulsión de Bala 3 kg (3) U-15, Femenino

Pos	Nombre del Atleta	Dorsal	Nacimiento	Edad	Equipo	Marca	
1	Gianna Samantha PAUL	333	10/08/2006	13	Trinidad & Tobago	9.13 m	480 pts
2	Monique Alecia STEWART	326	28/09/2005	14	Jamaica	8.99 m	473 pts
3	Ana Isabela GONZALEZ Velasquez	321	19/05/2005	14	El Salvador	8.42 m	443 pts
4	Janae Zakiya DE GANNES	334	17/10/2006	13	Trinidad & Tobago	8.24 m	434 pts
5	Aniyah Ciera FORBES	335	24/02/2005	14	Turks & Caicos	7.90 m	416 pts
6	Tanesia Sylvina GARDINER	336	02/06/2005	14	Turks & Caicos	7.82 m	411 pts
7	Brianna JAMES	330	24/07/2006	13	Saint Lucia	7.55 m	397 pts
8	Wendy Gabriela GRANADOS Solis	322	05/03/2005	14	El Salvador	7.43 m	390 pts
9	Aliyah Diamond GIDHARRY	323	28/01/2005	14	Grenada	6.88 m	359 pts
10	Michelle Mycah SMITH	337	18/06/2006	13	Us Virgin Islands	6.66 m	346 pts
11	Riah Revorn HENSON	332	23/07/2006	13	Saint Vincent & Grenadines	6.62 m	343 pts
12	Lavanya Marion WILLIAMS	325	08/12/2005	14	Jamaica	6.08 m	311 pts
13	Amelia ANTUNEZ Altamirano	324	04/01/2006	13	Honduras	5.98 m	305 pts

Detalle

		1	2	3	4	5	6
gianna samantha PAUL	trinidad & toba	8.45	8.67	9.13			
monique alecia STEWART	jamaica	8.19	8.99	8.62			
ana isabela GONZALEZ	el salvador	7.77	7.14	8.42			
janae zakiya DE GANNES	trinidad & toba	8.24	7.55	8.10			
aniyah ciera FORBES	turks & caicos	7.45	7.90	7.58			
tanesia sylvina GARDINE	turks & caicos	7.82	x	7.60			
brianna JAMES	saint lucia	7.55	6.28	6.77			
wendy gabriela GRANADOS	el salvador	7.43	x	7.09			
aliyah diamond GIDHARRY	grenada	6.24	6.55	6.88			
michelle mycah SMITH	us virgin island	6.60	6.58	6.66			
riah revorn HENSON	saint vincent &	6.62	5.67	4.99			
lavanya marion WILLIAM	jamaica	6.08	6.03	6.02			
amelia ANTUNEZ	honduras	5.98	5.72	5.63			

II NACAC Age Group U13 & U15

Estadio Jorge "Magico" Gonzalez, San Salvador, El Salvador - July 26th & 27th 2019



RESULTADOS FINALES

Puntuación Heptatlón - 60 mts Vallas 0.76 (4) U-15, Femenino

Pos	Nombre del Atleta	Dorsal	Nacimiento	Edad	Equipo	Carril	Marca		
HEAT # 1									
1	Yusleyni Arbolaez MONTERREY	316	06/12/2005	14	Cuba	8	09.14	741 pts	+1.0 m/s
2	Skye Spencer LAYNE	307	20/02/2006	13	Barbados	3	09.32	712 pts	+1.0 m/s
3	Janae Zakiya DE GANNES	334	17/10/2006	13	Trinidad & Tobago	4	09.34	708 pts	+1.0 m/s
4	Monique Alecia STEWART	326	28/09/2005	14	Jamaica	1	09.54	677 pts	+1.0 m/s
5	Brianna BOYCE	306	24/01/2005	14	Barbados	2	09.70	652 pts	+1.0 m/s
6	Alyssa Mia DYETT	300	25/01/2005	14	Antigua & Barbuda	7	10.03	(.024)605 pts	+1.0 m/s
7	Jahtivya Sarafina WILLIAMS	313	17/03/2005	14	British Virgin Islands	5	10.62	527 pts	+1.0 m/s
8	A'Keela Rosetta MCMASTER	312	04/04/2005	14	British Virgin Islands	6	11.69	406 pts	+1.0 m/s
HEAT # 2									
1	Michelle Mycah SMITH	337	18/06/2006	13	Us Virgin Islands	2	09.45	691 pts	+0.8 m/s
2	Laira Indira POCERA Reyes	315	28/03/2005	14	Cuba	7	09.61	666 pts	+0.8 m/s
3	Gianna Samantha PAUL	333	10/08/2006	13	Trinidad & Tobago	4	09.72	649 pts	+0.8 m/s
4	Ana Isabela GONZALEZ Velasquez	321	19/05/2005	14	El Salvador	3	09.94	(.934)617 pts	+0.8 m/s
5	G'Shan Maria BROWN	304	30/05/2005	14	Bahamas	5	10.20	581 pts	+0.8 m/s
6	Eljoenai Abigail WEHL	302	09/09/2005	14	Aruba	1	10.60	529 pts	+0.8 m/s
7	Lavanya Marion WILLIAMS	325	08/12/2005	14	Jamaica	6	10.90	493 pts	+0.8 m/s
8	Aniyah Ciera FORBES	335	24/02/2005	14	Turks & Caicos	8	11.32	445 pts	+0.8 m/s
HEAT # 3									
1	Kendrea Melrose MUNROE	305	08/01/2005	14	Bahamas	7	09.83	633 pts	+2.3 m/s
2	Mia Ann-Jean MC INTOSH	301	22/08/2005	14	Antigua & Barbuda	3	10.03	(.023)605 pts	+2.3 m/s
3	Brianna JAMES	330	24/07/2006	13	Saint Lucia	5	10.43	551 pts	+2.3 m/s
4	Deneisha Rayne TAYLOR	314	19/04/2005	14	Cayman Islands	1	10.71	516 pts	+2.3 m/s
5	Aliyah Diamond GIDHARRY	323	28/01/2005	14	Grenada	2	11.41	435 pts	+2.3 m/s
6	Mariendely Mariandy CASPER	317	17/02/2005	14	Curacao	4	11.62	413 pts	+2.3 m/s
7	Tanesia Sylvina GARDINER	336	02/06/2005	14	Turks & Caicos	6	12.42	335 pts	+2.3 m/s
8	Kaylin MONTERROSO	308	19/10/2006	13	Belize	8	13.28	262 pts	+2.3 m/s
HEAT # 4									
1	I'Aura GOLDING	310	05/01/2006	13	Bermuda	8	09.94	(.940)617 pts	+1.5 m/s
2	Jo-Nina Vi-Nette KOCK	303	13/12/2006	13	Aruba	4	10.45	548 pts	+1.5 m/s
3	Wendy Gabriela GRANADOS Solis	322	05/03/2005	14	El Salvador	6	11.58	417 pts	+1.5 m/s
4	Amelia ANTUNEZ Altamirano	324	04/01/2006	13	Honduras	2	11.70	405 pts	+1.5 m/s
5	Katherine BEAN-ROSARIO	311	29/05/2006	13	Bermuda	5	12.10	365 pts	+1.5 m/s
6	Riah Revorn HENSON	332	23/07/2006	13	Saint Vincent & Grenadines	7	12.20	356 pts	+1.5 m/s
7	Thaishanaira Elita VALERIUS	318	22/05/2006	13	Curacao	3	12.35	342 pts	+1.5 m/s
8	Keely FAUX	309	08/04/2006	13	Belize	1	13.66	233 pts	+1.5 m/s

II NACAC Age Group U13 & U15

Estadio Jorge "Magico" Gonzalez, San Salvador, El Salvador - July 26th & 27th 2019



RESULTADOS FINALES

Resultados Generales

Pos	Nombre del Atleta	Equipo	Heat	Marca		Viento
1	Yusleyni Arbolaez MONTERREY	Cuba	1	09.14	741 pts	+1.0 m/s
2	Skye Spencer LAYNE	Barbados	1	09.32	712 pts	+1.0 m/s
3	Janae Zakiya DE GANNES	Trinidad & Tobago	1	09.34	708 pts	+1.0 m/s
4	Michelle Mycah SMITH	Us Virgin Islands	2	09.45	691 pts	+0.8 m/s
5	Monique Alecia STEWART	Jamaica	1	09.54	677 pts	+1.0 m/s
6	Laira Indira POCERA Reyes	Cuba	2	09.61	666 pts	+0.8 m/s
7	Brieanna BOYCE	Barbados	1	09.70	652 pts	+1.0 m/s
8	Gianna Samantha PAUL	Trinidad & Tobago	2	09.72	649 pts	+0.8 m/s
9	Kendrea Melrose MUNROE	Bahamas	3	09.83	633 pts	+2.3 m/s
10	Ana Isabela GONZALEZ Velasquez	El Salvador	2	09.94	617 (634)	+0.8 m/s
11	I 'Aura GOLDING	Bermuda	4	09.94	617 (640)	+1.5 m/s
12	Mia Ann-Jean MC INTOSH	Antigua & Barbuda	3	10.03	605 (623)	+2.3 m/s
13	Alyssa Mia DYETT	Antigua & Barbuda	1	10.03	605 (624)	+1.0 m/s
14	G 'Shan Maria BROWN	Bahamas	2	10.20	581 pts	+0.8 m/s
15	Brianna JAMES	Saint Lucia	3	10.43	551 pts	+2.3 m/s
16	Jo-Nina Vi-Nette KOCK	Aruba	4	10.45	548 pts	+1.5 m/s
17	Eljoenai Abigail WEHL	Aruba	2	10.60	529 pts	+0.8 m/s
18	Jahtivya Sarafina WILLIAMS	British Virgin Islands	1	10.62	527 pts	+1.0 m/s
19	Deneisha Rayne TAYLOR	Cayman Islands	3	10.71	516 pts	+2.3 m/s
20	Lavanya Marion WILLIAMS	Jamaica	2	10.90	493 pts	+0.8 m/s
21	Aniyah Ciera FORBES	Turks & Caicos	2	11.32	445 pts	+0.8 m/s
22	Aliyah Diamond GIDHARRY	Grenada	3	11.41	435 pts	+2.3 m/s
23	Wendy Gabriela GRANADOS Solis	El Salvador	4	11.58	417 pts	+1.5 m/s
24	Mariendely Mariandy CASPER	Curacao	3	11.62	413 pts	+2.3 m/s
25	A 'Keela Rosetta MCMASTER	British Virgin Islands	1	11.69	406 pts	+1.0 m/s
26	Amelia ANTUNEZ Altamirano	Honduras	4	11.70	405 pts	+1.5 m/s
27	Katherine BEAN-ROSARIO	Bermuda	4	12.10	365 pts	+1.5 m/s
28	Riah Revorn HENSON	Saint Vincent & Grenadines	4	12.20	356 pts	+1.5 m/s
29	Thaishanaira Elita VALERIUS	Curacao	4	12.35	342 pts	+1.5 m/s
30	Tanesia Sylvina GARDINER	Turks & Caicos	3	12.42	335 pts	+2.3 m/s
31	Kaylin MONTERROSO	Belize	3	13.28	262 pts	+2.3 m/s
32	Keely FAUX	Belize	4	13.66	233 pts	+1.5 m/s

II NACAC Age Group U13 & U15

Estadio Jorge "Magico" Gonzalez, San Salvador, El Salvador - July 26th & 27th 2019



RESULTADOS FINALES

Puntuación Heptatlón - Salto de Altura (5) U-15, Femenino

Pos	Nombre del Atleta	Dorsal	Nacimiento	Edad	Equipo	Marca	
1	A´Keela Rosetta MCMMASTER	312	04/04/2005	14	British Virgin Islands	1.53 m	647 pts
2	Yusleyni Arbolaez MONTERREY	316	06/12/2005	14	Cuba	1.53 m	647 pts
3	Brieanna BOYCE	306	24/01/2005	14	Barbados	1.45 m	582 pts
4	Eljoenai Abigail WEHL	302	09/09/2005	14	Aruba	1.45 m	582 pts
5	G´Shan Maria BROWN	304	30/05/2005	14	Bahamas	1.45 m	582 pts
6	Kendrea Melrose MUNROE	305	08/01/2005	14	Bahamas	1.40 m	541 pts
7	I´Aura GOLDING	310	05/01/2006	13	Bermuda	1.40 m	541 pts
8	Mia Ann-Jean MC INTOSH	301	22/08/2005	14	Antigua & Barbuda	1.40 m	541 pts
8	Mariendely Mariandy CASPER	317	17/02/2005	14	Curacao	1.40 m	541 pts
10	Laira Indira POCERA Reyes	315	28/03/2005	14	Cuba	1.40 m	541 pts
11	Jo-Nina Vi-Nette KOCK	303	13/12/2006	13	Aruba	1.35 m	499 pts
12	Alyssa Mia DYETT	300	25/01/2005	14	Antigua & Barbuda	1.30 m	462 pts
13	Thaishanaira Elita VALERIUS	318	22/05/2006	13	Curacao	1.30 m	462 pts
14	Skye Spencer LAYNE	307	20/02/2006	13	Barbados	1.25 m	426 pts
15	Kaylin MONTERROSO	308	19/10/2006	13	Belize	1.20 m	389 pts
16	Deneisha Rayne TAYLOR	314	19/04/2005	14	Cayman Islands	1.20 m	389 pts
17	Keely FAUX	309	08/04/2006	13	Belize	1.20 m	389 pts
	Katherine BEAN-ROSARIO	311	29/05/2006	13	Bermuda	NM	0 pts
	Jahtivya Sarafina WILLIAMS	313	17/03/2005	14	British Virgin Islands	NM	0 pts

Detalle

1.15 1.20 1.25 1.30 1.35 1.40 1.45 1.50 1.53 1.56 1.59

Atleta	Equipo	1.15	1.20	1.25	1.30	1.35	1.40	1.45	1.50	1.53	1.56	1.59
a´keela rosetta MCMAST	british virgir	-	-	-	-	-	o	o	xo	o	xxx	
yusleyni arbolaez MONTE	cuba	-	-	-	-	o	o	o	xo	xo	xxx	
brieanna BOYCE	barbados	o	o	o	o	o	xo	o	xxx			
eljoenai abigail WEHL	aruba	o	o	o	o	o	xo	xo	xxx			
g´shan maria BROWN	bahamas	-	o	xo	o	xo	o	xxo	xxx			
kendrea melrose MUNRO	bahamas	-	o	o	xo	o	o	xxx				
i´aura GOLDING	bermuda	o	o	o	o	xxo	o	xxx				
mia ann-jean MC INTOSH	antigua & b	o	o	o	o	xo	xo	xxx				
jo-nina vi-nette KOCK	aruba	o	o	xo	o	xxo	xxx					
alyssa mia DYETT	antigua & b	o	o	o	o	xxx						
thaishanaira elita VALER	curacao	o	o	xo	xo	xxx						
skye spencer LAYNE	barbados	o	o	xo	xxx							
kaylin MONTERROSO	belize	o	o	xxx								
deneisha rayne TAYLOR	cayman isla	xo	o	xxx								
keely FAUX	belize	o	xo	xxx								
katherine BEAN-ROSARIO	bermuda	-										

II NACAC Age Group U13 & U15

Estadio Jorge "Magico" Gonzalez, San Salvador, El Salvador - July 26th & 27th 2019



RESULTADOS FINALES

Puntuación Heptatlón - Salto de Altura (5) U-15, Femenino

Pos	Nombre del Atleta	Dorsal	Nacimiento	Edad	Equipo	Marca	
1	Janae Zakiya DE GANNES	334	17/10/2006	13	Trinidad & Tobago	1.63 m	726 pts
2	Gianna Samantha PAUL	333	10/08/2006	13	Trinidad & Tobago	1.63 m	726 pts
3	Ana Isabela GONZALEZ Velasquez	321	19/05/2005	14	El Salvador	1.60 m	702 pts
4	Aliyah Diamond GIDHARRY	323	28/01/2005	14	Grenada	1.40 m	541 pts
5	Michelle Mycah SMITH	337	18/06/2006	13	Us Virgin Islands	1.40 m	541 pts
6	Monique Alecia STEWART	326	28/09/2005	14	Jamaica	1.35 m	499 pts
6	Tanesia Sylvina GARDINER	336	02/06/2005	14	Turks & Caicos	1.35 m	499 pts
8	Brianna JAMES	330	24/07/2006	13	Saint Lucia	1.35 m	499 pts
9	Riah Revorn HENSON	332	23/07/2006	13	Saint Vincent & Grenadines	1.35 m	499 pts
10	Aniyah Ciera FORBES	335	24/02/2005	14	Turks & Caicos	1.30 m	462 pts
11	Lavanya Marion WILLIAMS	325	08/12/2005	14	Jamaica	1.30 m	462 pts
12	Wendy Gabriela GRANADOS Solis	322	05/03/2005	14	El Salvador	1.25 m	426 pts
13	Amelia ANTUNEZ Altamirano	324	04/01/2006	13	Honduras	1.20 m	389 pts

Detalle

1.15 1.20 1.25 1.30 1.35 1.40 1.45 1.48 1.51 1.54 1.57 1.60 1.63 1.66

Atleta	Equipo	1.15	1.20	1.25	1.30	1.35	1.40	1.45	1.48	1.51	1.54	1.57	1.60	1.63	1.66
janae zakiya DE GANNES	trinidad & tobago	-	-	o	-	o	o	o	o	o	o	o	o	xxo	xxx
gianna samantha PAUL	trinidad & tobago	-	-	o	-	o	-	o	xo	o	xo	o	xo	xxo	xxx
ana isabela GONZALEZ	el salvador	-	-	-	-	o	-	xo	xxo	xo	xxo	o	xxo	xxx	
aliyah diamond GIDHARRY	grenada	o	o	o	o	xxo	o	xxx							
michelle mycah SMITH	us virgin islands	-	-	o	o	o	xo	xxx							
monique alecia STEWART	jamaica	o	o	o	o	o	xxx								
tanesia sylvina GARDINER	turks & caicos	o	o	o	o	o	xxx								
brianna JAMES	saint lucia	o	o	o	xo	o	xxx								
riah revorn HENSON	saint vincent & grenadines	o	xo	o	o	xo	xxx								
aniyah ciera FORBES	turks & caicos	o	o	o	o	xxx									
lavanya marion WILLIAMS	jamaica	o	o	xo	o	xxx									
wendy gabriela GRANADOS	el salvador	o	o	xo	xxx										
amelia ANTUNEZ	honduras	o	o	xxx											

II NACAC Age Group U13 & U15

Estadio Jorge "Magico" Gonzalez, San Salvador, El Salvador - July 26th & 27th 2019



RESULTADOS FINALES

Puntuación Heptatlón - Lanzamiento de Bola (6) U-15, Femenino

Pos	Nombre del Atleta	Dorsal	Nacimiento	Edad	Equipo	Marca	
1	Laira Indira POCERA Reyes	315	28/03/2005	14	Cuba	54.03 m	580 pts
2	Brianna BOYCE	306	24/01/2005	14	Barbados	47.76 m	522 pts
3	Katherine BEAN-ROSARIO	311	29/05/2006	13	Bermuda	47.64 m	522 pts
4	Skye Spencer LAYNE	307	20/02/2006	13	Barbados	45.97 m	504 pts
5	Jahtivya Sarafina WILLIAMS	313	17/03/2005	14	British Virgin Islands	42.63 m	475 pts
6	Eljoenai Abigail WEHL	302	09/09/2005	14	Aruba	42.44 m	471 pts
7	G´Shan Maria BROWN	304	30/05/2005	14	Bahamas	42.03 m	471 pts
8	Yusleyni Arbolaez MONTERREY	316	06/12/2005	14	Cuba	42.00 m	471 pts
9	A´Keela Rosetta MCMMASTER	312	04/04/2005	14	British Virgin Islands	42.00 m	471 pts
10	Alyssa Mia DYETT	300	25/01/2005	14	Antigua & Barbuda	41.11 m	461 pts
11	Mariendely Mariandy CASPER	317	17/02/2005	14	Curacao	40.45 m	451 pts
12	Thaishanaira Elita VALERIUS	318	22/05/2006	13	Curacao	40.39 m	451 pts
13	Jo-Nina Vi-Nette KOCK	303	13/12/2006	13	Aruba	38.68 m	436 pts
14	Mia Ann-Jean MC INTOSH	301	22/08/2005	14	Antigua & Barbuda	35.31 m	399 pts
15	Kaylin MONTERROSO	308	19/10/2006	13	Belize	34.44 m	389 pts
16	I´Aura GOLDING	310	05/01/2006	13	Bermuda	30.37 m	344 pts
17	Kendrea Melrose MUNROE	305	08/01/2005	14	Bahamas	28.36 m	321 pts
18	Keely FAUX	309	08/04/2006	13	Belize	25.91 m	290 pts
19	Deneisha Rayne TAYLOR	314	19/04/2005	14	Cayman Islands	24.50 m	276 pts

Detalle

		1	2	3	4	5	6
laira indira POCERA	cuba	52.07	54.03	45.39			
brianna BOYCE	barbados	46.90	x	47.76			
katherine BEAN-ROSARIO	bermuda	41.91	47.64	42.69			
skye spencer LAYNE	barbados	36.86	39.41	45.97			
jahtivya sarafina WILLIAMS	british virgin is	28.31	39.27	42.63			
eljoenai abigail WEHL	aruba	42.44	36.04	38.70			
g´shan maria BROWN	bahamas	40.36	42.03	35.78			
yusleyni arbolaez MONTE	cuba	40.34	42.00	40.52			
a´keela rosetta MCMAS	british virgin is	36.16	42.00	39.55			
alyssa mia DYETT	antigua & barb	41.11	x	38.72			
mariendely mariandy CAS	curacao	35.01	38.28	40.45			
thaishanaira elita VALERI	curacao	37.04	39.89	40.39			
jo-nina vi-nette KOCK	aruba	33.41	37.71	38.68			
mia ann-jean MC INTOSH	antigua & barb	35.31	34.96	30.43			
kaylin MONTERROSO	belize	33.63	31.43	34.44			
i´aura GOLDING	bermuda	29.22	28.24	30.37			
kendrea melrose MUNRO	bahamas	28.36	22.77	21.93			
keely FAUX	belize	25.26	25.91	25.57			
deneisha rayne TAYLOR	cayman islands	15.51	23.70	24.50			

II NACAC Age Group U13 & U15

Estadio Jorge "Magico" Gonzalez, San Salvador, El Salvador - July 26th & 27th 2019



RESULTADOS FINALES

Puntuación Heptatlón - Lanzamiento de Bola (6) U-15, Femenino

Pos	Nombre del Atleta	Dorsal	Nacimiento	Edad	Equipo	Marca	
1	Aliyah Diamond GIDHARRY	323	28/01/2005	14	Grenada	52.19 m	563 pts
2	Wendy Gabriela GRANADOS Solis	322	05/03/2005	14	El Salvador	50.66 m	549 pts
3	Lavanya Marion WILLIAMS	325	08/12/2005	14	Jamaica	46.10 m	509 pts
4	Monique Alecia STEWART	326	28/09/2005	14	Jamaica	45.36 m	499 pts
5	Brianna JAMES	330	24/07/2006	13	Saint Lucia	44.49 m	490 pts
6	Janae Zakiya DE GANNES	334	17/10/2006	13	Trinidad & Tobago	42.10 m	471 pts
7	Aniyah Ciera FORBES	335	24/02/2005	14	Turks & Caicos	41.36 m	461 pts
8	Riah Revorn HENSON	332	23/07/2006	13	Saint Vincent & Grenadines	38.24 m	431 pts
9	Gianna Samantha PAUL	333	10/08/2006	13	Trinidad & Tobago	34.53 m	394 pts
10	Ana Isabela GONZALEZ Velasquez	321	19/05/2005	14	El Salvador	33.60 m	383 pts
11	Amelia ANTUNEZ Altamirano	324	04/01/2006	13	Honduras	32.14 m	367 pts
12	Tanesia Sylvina GARDINER	336	02/06/2005	14	Turks & Caicos	30.41 m	344 pts
13	Michelle Mycah SMITH	337	18/06/2006	13	Us Virgin Islands	27.28 m	309 pts

Detalle

		1	2	3	4	5	6
aliyah diamond GIDHARRY	grenada	50.25	52.19	48.36			
wendy gabriela GRANADOS	el salvador	50.66	50.29	48.85			
lavanya marion WILLIAM	jamaica	38.32	45.37	46.10			
monique alecia STEWART	jamaica	34.73	38.70	45.36			
brianna JAMES	saint lucia	41.70	44.49	41.48			
janae zakiya DE GANNES	trinidad & toba	42.10	41.97	40.36			
aniyah ciera FORBES	turks & caicos	37.25	41.36	41.15			
riah revorn HENSON	saint vincent &	38.24	36.67	36.02			
gianna samantha PAUL	trinidad & toba	30.36	31.85	34.53			
ana isabela GONZALEZ	el salvador	x	33.60	x			
amelia ANTUNEZ	honduras	19.13	32.14	27.20			
tanesia sylvina GARDINE	turks & caicos	30.41	30.40	26.27			
michelle mycah SMITH	us virgin island	27.28	19.99	25.10			

II NACAC Age Group U13 & U15

Estadio Jorge "Magico" Gonzalez, San Salvador, El Salvador - July 26th & 27th 2019



RESULTADOS FINALES

Puntuación Heptatlón - 1.000 mts Planos (7) U-15, Femenino

Pos	Nombre del Atleta	Dorsal	Nacimiento	Edad	Equipo	Marca	
HEAT # 1							
1	Michelle Mycah SMITH	337	18/06/2006	13	Us Virgin Islands	03:09.36	623 pts
2	Monique Alecia STEWART	326	28/09/2005	14	Jamaica	03:20.99	539 pts
3	Mia Ann-Jean MC INTOSH	301	22/08/2005	14	Antigua & Barbuda	03:28.46	489 pts
4	Yusleyni Arbolaez MONTERREY	316	06/12/2005	14	Cuba	03:31.32	471 pts
5	Ana Isabela GONZALEZ Velasquez	321	19/05/2005	14	El Salvador	03:33.70	457 pts
6	Brianna BOYCE	306	24/01/2005	14	Barbados	03:33.77	456 pts
7	A 'Keela Rosetta MCMASTER	312	04/04/2005	14	British Virgin Islands	03:35.81	444 pts
8	Laira Indira POCERA Reyes	315	28/03/2005	14	Cuba	03:48.49	373 pts
9	Gianna Samantha PAUL	333	10/08/2006	13	Trinidad & Tobago	03:51.01	359 pts
10	Eljoenai Abigail WEHL	302	09/09/2005	14	Aruba	03:54.59	341 pts
11	Janae Zakiya DE GANNES	334	17/10/2006	13	Trinidad & Tobago	04:03.51	298 pts
12	Lavanya Marion WILLIAMS	325	08/12/2005	14	Jamaica	04:13.71	252 pts
13	Skye Spencer LAYNE	307	20/02/2006	13	Barbados	04:13.90	252 pts
14	Brianna JAMES	330	24/07/2006	13	Saint Lucia	04:16.92	238 pts
15	Alyssa Mia DYETT	300	25/01/2005	14	Antigua & Barbuda	04:20.76	223 pts
16	G 'Shan Maria BROWN	304	30/05/2005	14	Bahamas	04:26.65	199 pts
HEAT # 2							
1	Katherine BEAN-ROSARIO	311	29/05/2006	13	Bermuda	03:23.04	524 pts
2	Tanesia Sylvina GARDINER	336	02/06/2005	14	Turks & Caicos	03:25.39	509 pts
3	Wendy Gabriela GRANADOS Solis	322	05/03/2005	14	El Salvador	03:26.12	504 pts
4	Aliyah Diamond GIDHARRY	323	28/01/2005	14	Grenada	03:44.89	392 pts
5	I 'Aura GOLDING	310	05/01/2006	13	Bermuda	03:50.43	362 pts
6	Riah Revorn HENSON	332	23/07/2006	13	Saint Vincent & Grenadines	03:53.46	347 pts
7	Deneisha Rayne TAYLOR	314	19/04/2005	14	Cayman Islands	03:58.21	323 pts
8	Kaylin MONTERROSO	308	19/10/2006	13	Belize	04:00.44	312 pts
9	Aniyah Ciera FORBES	335	24/02/2005	14	Turks & Caicos	04:02.98	301 pts
10	Kendrea Melrose MUNROE	305	08/01/2005	14	Bahamas	04:14.90	247 pts
11	Mariendely Mariandy CASPER	317	17/02/2005	14	Curacao	04:15.13	246 pts
12	Keely FAUX	309	08/04/2006	13	Belize	04:22.61	215 pts
13	Jo-Nina Vi-Nette KOCK	303	13/12/2006	13	Aruba	04:35.93	164 pts
14	Thaishanaira Elita VALERIUS	318	22/05/2006	13	Curacao	04:43.58	137 pts
15	Amelia ANTUNEZ Altamirano	324	04/01/2006	13	Honduras	04:55.78	97 pts

II NACAC Age Group U13 & U15

Estadio Jorge "Magico" Gonzalez, San Salvador, El Salvador - July 26th & 27th 2019



RESULTADOS FINALES

Resultados Generales

Pos	Nombre del Atleta	Equipo	Heat	Marca	
1	Michelle Mycah SMITH	Us Virgin Islands	1	03:09.36	623 pts
2	Monique Alecia STEWART	Jamaica	1	03:20.99	539 pts
3	Katherine BEAN-ROSARIO	Bermuda	2	03:23.04	524 pts
4	Tanesia Sylvina GARDINER	Turks & Caicos	2	03:25.39	509 pts
5	Wendy Gabriela GRANADOS Solis	El Salvador	2	03:26.12	504 pts
6	Mia Ann-Jean MC INTOSH	Antigua & Barbuda	1	03:28.46	489 pts
7	Yusleyni Arbolaez MONTERREY	Cuba	1	03:31.32	471 pts
8	Ana Isabela GONZALEZ Velasquez	El Salvador	1	03:33.70	457 pts
9	Brieanna BOYCE	Barbados	1	03:33.77	456 pts
10	A'Keela Rosetta MCMASTER	British Virgin Islands	1	03:35.81	444 pts
11	Aliyah Diamond GIDHARRY	Grenada	2	03:44.89	392 pts
12	Laira Indira POCERA Reyes	Cuba	1	03:48.49	373 pts
13	I'Aura GOLDING	Bermuda	2	03:50.43	362 pts
14	Gianna Samantha PAUL	Trinidad & Tobago	1	03:51.01	359 pts
15	Riah Revorn HENSON	Saint Vincent & Grenadines	2	03:53.46	347 pts
16	Eljoenai Abigail WEHL	Aruba	1	03:54.59	341 pts
17	Deneisha Rayne TAYLOR	Cayman Islands	2	03:58.21	323 pts
18	Kaylin MONTERROSO	Belize	2	04:00.44	312 pts
19	Aniyah Ciera FORBES	Turks & Caicos	2	04:02.98	301 pts
20	Janae Zakiya DE GANNES	Trinidad & Tobago	1	04:03.51	298 pts
21	Lavanya Marion WILLIAMS	Jamaica	1	04:13.71	252 pts
22	Skye Spencer LAYNE	Barbados	1	04:13.90	252 pts
23	Kendrea Melrose MUNROE	Bahamas	2	04:14.90	247 pts
24	Mariendely Mariandy CASPER	Curacao	2	04:15.13	246 pts
25	Brianna JAMES	Saint Lucia	1	04:16.92	238 pts
26	Alyssa Mia DYETT	Antigua & Barbuda	1	04:20.76	223 pts
27	Keely FAUX	Belize	2	04:22.61	215 pts
28	G'Shan Maria BROWN	Bahamas	1	04:26.65	199 pts
29	Jo-Nina Vi-Nette KOCK	Aruba	2	04:35.93	164 pts
30	Thaishanaira Elita VALERIUS	Curacao	2	04:43.58	137 pts
31	Amelia ANTUNEZ Altamirano	Honduras	2	04:55.78	97 pts

II NACAC Age Group U13 & U15

Estadio Jorge "Magico" Gonzalez, San Salvador, El Salvador - July 26th & 27th 2019

RESULTADOS FINALES



Categoría U-15, Masculino

II NACAC Age Group U13 & U15

Estadio Jorge "Magico" Gonzalez, San Salvador, El Salvador - July 26th & 27th 2019



RESULTADOS FINALES

Final Heptatlón U-15, Masculino

Pos	Nombre del Atleta	80m	Largo	Bala	80vallas	Alto	Bola	1200m	Marca
1	Oliver Martín PALMA Guzman Nicaragua	+0.4 9.85 830 pts	+1.0 5.78 770 pts	13.65 684 pts	+2.1 11.48 772 pts	1.60 702 pts	88.78 839 pts	3:46.88 567 pts	5164 pts
2	Dorian Daniel CHARLES Trinidad & Tobago	+0.6 9.82 836 pts	+1.2 5.87 786 pts	12.33 629 pts	+2.1 11.27 801 pts	1.70 779 pts	68.80 697 pts	3:46.28 571 pts	5099 pts
3	Keone Emmanuel JOHN Trinidad & Tobago	+0.2 9.48 909 pts	+2.6 6.25 855 pts	12.11 619 pts	+2.1 11.37 787 pts	1.70 779 pts	49.04 536 pts	4:01.42 470 pts	4955 pts
4	Lynden Kiondre JOHNSON Bahamas	+0.2 9.25 961 pts	-0.9 5.66 748 pts	11.43 589 pts	+2.1 11.45 776 pts	1.60 702 pts	66.16 678 pts	4:15.74 387 pts	4841 pts
5	Jaheim FERDINAND Saint Lucia	+0.6 9.77 847 pts	+2.0 5.67 749 pts	11.58 596 pts	+2.1 13.12 575 pts	1.70 779 pts	59.49 622 pts	3:40.74 611 pts	4779 pts
6	Josiah PARRIS Barbados	+1.7 9.26 959 pts	0.0 6.09 826 pts	11.39 587 pts	+2.1 12.11 690 pts	1.55 663 pts	59.65 625 pts	4:11.65 410 pts	4760 pts
7	Noel Nicholas SYLVESTER Saint Lucia	+0.2 9.75 851 pts	+1.4 5.81 775 pts	13.36 672 pts	+2.1 12.15 685 pts	1.60 702 pts	73.64 734 pts	4:26.98 329 pts	4748 pts
8	Glemford WILLIAMS Belize	+0.2 9.61 881 pts	-1.5 5.33 685 pts	11.48 591 pts	+1.3 11.77 733 pts	1.55 663 pts	64.09 662 pts	4:18.15 374 pts	4589 pts
9	O'Neil CUMBERBATCH Barbados	+0.4 9.75 851 pts	-0.4 5.11 642 pts	11.17 577 pts	-0.5 12.32 664 pts	1.60 702 pts	63.27 654 pts	3:57.02 498 pts	4588 pts
10	Bradley Anthony ERSKINE Cayman Islands	+1.7 9.43 920 pts	-1.5 5.68 751 pts	13.50 678 pts	+2.1 13.52 534 pts	1.50 623 pts	55.83 593 pts	4:08.80 427 pts	4526 pts
11	Kamran De' Shawn ROLLE Bahamas	+0.6 9.94 812 pts	-0.1 5.29 677 pts	11.71 601 pts	-0.5 12.70 620 pts	1.45 582 pts	67.35 685 pts	3:50.30 543 pts	4520 pts
12	Angel Alberto OLMEDO Serrano El Salvador	+1.7 10.14 772 pts	+0.9 5.60 736 pts	11.95 612 pts	+1.3 11.93 712 pts	1.45 582 pts	67.94 689 pts	4:13.82 398 pts	4501 pts
13	Savir Winfried FANEYTE Curacao	+0.6 9.56 892 pts	-0.8 5.49 716 pts	10.88 564 pts	+1.3 11.91 715 pts	1.65 741 pts	45.86 504 pts	4:21.45 357 pts	4489 pts
14	Aaron Ramesh THOMAS Jamaica	+1.7 9.57 889 pts	+2.2 5.71 757 pts	9.00 473 pts	+1.3 12.57 635 pts	1.84 883 pts	44.11 490 pts	4:30.14 314 pts	4441 pts
15	Francisco Xavier MONTERROS El Salvador	+0.2 9.76 849 pts	+0.7 5.47 712 pts	11.19 578 pts	+1.3 12.21 677 pts	1.55 663 pts	47.65 522 pts	4:12.48 406 pts	4407 pts
16	Rayvon Hill WALKIN Turks & Caicos	+0.4 9.77 847 pts	0.0 5.21 662 pts	10.88 564 pts	-0.5 11.72 739 pts	1.55 663 pts	56.11 597 pts	4:30.11 314 pts	4386 pts
17	Elisah WILLIAMS Grenada	+0.4 9.90 820 pts	+1.1 5.73 761 pts	10.67 554 pts	+1.3 12.57 635 pts	1.45 582 pts	61.46 638 pts	4:27.31 327 pts	4317 pts
18	Kenrick GORDON Belize	+0.6 9.52 900 pts	-0.9 5.67 749 pts	8.63 454 pts	+1.3 11.98 706 pts	1.40 541 pts	62.50 650 pts	4:56.92 198 pts	4198 pts
19	Chance EVE Bermuda	+0.4 9.83 834 pts	-0.4 5.06 632 pts	9.65 506 pts	-0.5 12.91 597 pts	1.50 623 pts	52.87 567 pts	4:17.31 379 pts	4138 pts
20	Alberto MARTINEZ Barahona Honduras	+0.6 10.23 755 pts	+0.2 5.01 623 pts	7.05 368 pts	+2.4 12.70 620 pts	1.55 663 pts	46.02 509 pts	3:52.22 530 pts	4068 pts
21	Mychael Irwin CLAXTON British Virgin Islands	+0.2 10.41 721 pts	-1.6 4.90 601 pts	9.98 522 pts	+2.4 12.85 604 pts	1.68 764 pts	46.52 513 pts	4:25.73 335 pts	4060 pts
22	Cody Anthony BARTLEY Saint Vincent & Grenadines	+1.7 9.62 879 pts	+1.1 3.98 414 pts	11.60 596 pts	-0.5 15.21 385 pts	1.50 623 pts	61.87 642 pts	3:58.71 487 pts	4026 pts
23	Selassie Ajah RICHARDS Jamaica	+0.2 9.78 845 pts	+0.1 5.12 644 pts	7.66 403 pts	-0.5 11.85 722 pts	1.35 499 pts	48.45 527 pts	4:18.62 372 pts	4012 pts
24	Malachi HENRY Bermuda	+1.7 9.89 822 pts	-0.3 4.90 601 pts	8.39 442 pts	-0.5 13.33 553 pts	1.50 623 pts	45.00 499 pts	4:05.73 444 pts	3984 pts

II NACAC Age Group U13 & U15

Estadio Jorge "Magico" Gonzalez, San Salvador, El Salvador - July 26th & 27th 2019



RESULTADOS FINALES

25	Keanu Lawson CHILD Saint Vincent & Grenadines		+0.4 9.95 810 pts	+0.1 4.78 576 pts	9.24 485 pts	-0.5 14.92 408 pts	1.50 623 pts	54.89 584 pts	4:11.80 409 pts	3895 pts
26	Ajani Taveon DALEY Antigua & Barbuda		+0.6 9.13 990 pts	-1.2 4.88 597 pts	10.86 563 pts	+1.3 13.67 519 pts	1.35 499 pts	58.65 618 pts	DNF 0 pts	3786 pts
27	Rodiensly Albertico IGNECIA Curacao		+0.4 10.39 725 pts	-1.1 4.37 492 pts	9.46 496 pts	+2.4 12.77 612 pts	1.25 426 pts	70.44 708 pts	DNF 0 pts	3459 pts
28	Rodrique Ivan BARNES Antigua & Barbuda		+0.2 10.38 727 pts	-1.0 4.41 500 pts	8.42 443 pts	+2.4 14.96 405 pts	1.35 499 pts	48.55 531 pts	4:52.80 215 pts	3320 pts
29	Samuel Steven VROLIJK Aruba		+0.4 11.36 561 pts	0.0 4.38 494 pts	7.86 414 pts	+2.4 14.69 427 pts	1.35 499 pts	50.02 545 pts	4:56.68 199 pts	3139 pts
30	Kaleem Tahj LETTSOME British Virgin Islands		+0.6 10.75 661 pts	-0.5 4.28 474 pts	7.62 400 pts	+2.4 15.87 336 pts	NM 0 pts	44.21 490 pts	4:19.83 365 pts	2726 pts
31	Lyon Gabriel HARMS Aruba		+1.7 10.59 689 pts	0.0 4.04 426 pts	8.45 445 pts	+2.4 19.81 109 pts	NM 0 pts	45.25 499 pts	4:27.50 327 pts	2495 pts

II NACAC Age Group U13 & U15

Estadio Jorge "Magico" Gonzalez, San Salvador, El Salvador - July 26th & 27th 2019



RESULTADOS FINALES

Puntuación Heptatlón - 80 mts Planos (1) U-15, Masculino

Pos	Nombre del Atleta	Dorsal	Nacimiento	Edad	Equipo	Carril	Marca		
HEAT # 1									
1	Ajani Taveon DALEY	400	05/02/2005	14	Antigua & Barbuda	4	09.13	990 pts	+0.6 m/s
2	Kenrick GORDON	409	08/11/2006	13	Belize	3	09.52	900 pts	+0.6 m/s
3	Savir Winfried FANEYTE	416	28/11/2005	14	Curacao	2	09.56	892 pts	+0.6 m/s
4	Jaheim FERDINAND	427	02/09/2005	14	Saint Lucia	1	09.77	847 pts	+0.6 m/s
5	Dorian Daniel CHARLES	431	18/06/2005	14	Trinidad & Tobago	8	09.82	836 pts	+0.6 m/s
6	Kamran De´Shawn ROLLE	404	28/03/2005	14	Bahamas	5	09.94	812 pts	+0.6 m/s
7	Alberto MARTINEZ Barahona	422	03/07/2005	14	Honduras	7	10.23	755 pts	+0.6 m/s
8	Kaleem Tahj LETTSOME	412	22/04/2006	13	British Virgin Islands	6	10.75	661 pts	+0.6 m/s
HEAT # 2									
1	Lynden Kiondre JOHNSON	405	21/06/2005	14	Bahamas	5	09.25	961 pts	+0.2 m/s
2	Keone Emmanuel JOHN	432	25/01/2005	14	Trinidad & Tobago	7	09.48	909 pts	+0.2 m/s
3	Glemford WILLIAMS	408	18/01/2005	14	Belize	2	09.61	881 pts	+0.2 m/s
4	Noel Nicholas SYLVESTER	428	04/06/2005	14	Saint Lucia	4	09.75	(.743)851 pts	+0.2 m/s
5	Francisco Xavier MONTERROSA Vela	420	28/01/2005	14	El Salvador	3	09.76	849 pts	+0.2 m/s
6	Selassie Ajah RICHARDS	424	10/07/2006	13	Jamaica	8	09.78	845 pts	+0.2 m/s
7	Rodrique Ivan BARNES	401	05/06/2006	13	Antigua & Barbuda	1	10.38	727 pts	+0.2 m/s
8	Mychael Irwin CLAXTON	413	11/10/2005	14	British Virgin Islands	6	10.41	721 pts	+0.2 m/s
HEAT # 3									
1	Josiah PARRIS	406	22/03/2005	14	Barbados	5	09.26	959 pts	+1.7 m/s
2	Bradley Anthony ERSKINE	414	31/08/2005	14	Cayman Islands	2	09.43	920 pts	+1.7 m/s
3	Aaron Ramesh THOMAS	423	27/10/2005	14	Jamaica	1	09.57	889 pts	+1.7 m/s
4	Cody Anthony BARTLEY	429	14/04/2005	14	Saint Vincent & Grenadines	7	09.62	879 pts	+1.7 m/s
5	Malachi HENRY	411	16/01/2006	13	Bermuda	3	09.89	822 pts	+1.7 m/s
6	Angel Alberto OLMEDO Serrano	419	02/05/2005	14	El Salvador	6	10.14	772 pts	+1.7 m/s
7	Lyon Gabriel HARMS	402	06/06/2005	14	Aruba	4	10.59	689 pts	+1.7 m/s
HEAT # 4									
1	O´Neil CUMBERBATCH	407	29/06/2005	14	Barbados	5	09.75	(.750)851 pts	+0.4 m/s
2	Rayvon Hill WALKIN	434	13/10/2005	14	Turks & Caicos	8	09.77	847 pts	+0.4 m/s
3	Chance EVE	410	14/11/2006	13	Bermuda	3	09.83	834 pts	+0.4 m/s
4	Oliver Martín PALMA Guzman	425	09/04/2005	14	Nicaragua	7	09.85	830 pts	+0.4 m/s
5	Elisah WILLIAMS	421	29/12/2005	14	Grenada	2	09.90	820 pts	+0.4 m/s
6	Keanu Lawson CHILD	430	29/06/2005	14	Saint Vincent & Grenadines	1	09.95	810 pts	+0.4 m/s
7	Rodiensly Albertico IGNECIA	415	19/04/2005	14	Curacao	6	10.39	725 pts	+0.4 m/s
8	Samuel Steven VROLIJK	403	14/02/2005	14	Aruba	4	11.36	561 pts	+0.4 m/s

II NACAC Age Group U13 & U15

Estadio Jorge "Magico" Gonzalez, San Salvador, El Salvador - July 26th & 27th 2019



RESULTADOS FINALES

Resultados Generales

Pos	Nombre del Atleta	Equipo	Heat	Marca		Viento
1	Ajani Taveon DALEY	Antigua & Barbuda	1	09.13	990 pts	+0.6 m/s
2	Lynden Kiondre JOHNSON	Bahamas	2	09.25	961 pts	+0.2 m/s
3	Josiah PARRIS	Barbados	3	09.26	959 pts	+1.7 m/s
4	Bradley Anthony ERSKINE	Cayman Islands	3	09.43	920 pts	+1.7 m/s
5	Keone Emmanuel JOHN	Trinidad & Tobago	2	09.48	909 pts	+0.2 m/s
6	Kenrick GORDON	Belize	1	09.52	900 pts	+0.6 m/s
7	Savir Winfried FANEYTE	Curacao	1	09.56	892 pts	+0.6 m/s
8	Aaron Ramesh THOMAS	Jamaica	3	09.57	889 pts	+1.7 m/s
9	Glemford WILLIAMS	Belize	2	09.61	881 pts	+0.2 m/s
10	Cody Anthony BARTLEY	Saint Vincent & Grenadines	3	09.62	879 pts	+1.7 m/s
11	Noel Nicholas SYLVESTER	Saint Lucia	2	09.75	851 (pts 43)	+0.2 m/s
12	O'Neil CUMBERBATCH	Barbados	4	09.75	851 (pts 50)	+0.4 m/s
13	Francisco Xavier MONTERROSA Velad	El Salvador	2	09.76	849 pts	+0.2 m/s
14	Rayvon Hill WALKIN	Turks & Caicos	4	09.77	847 pts	+0.4 m/s
14	Jaheim FERDINAND	Saint Lucia	1	09.77	847 pts	+0.6 m/s
16	Selassie Ajah RICHARDS	Jamaica	2	09.78	845 pts	+0.2 m/s
17	Dorian Daniel CHARLES	Trinidad & Tobago	1	09.82	836 pts	+0.6 m/s
18	Chance EVE	Bermuda	4	09.83	834 pts	+0.4 m/s
19	Oliver Martín PALMA Guzman	Nicaragua	4	09.85	830 pts	+0.4 m/s
20	Malachi HENRY	Bermuda	3	09.89	822 pts	+1.7 m/s
21	Elisah WILLIAMS	Grenada	4	09.90	820 pts	+0.4 m/s
22	Kamran De´Shawn ROLLE	Bahamas	1	09.94	812 pts	+0.6 m/s
23	Keanu Lawson CHILD	Saint Vincent & Grenadines	4	09.95	810 pts	+0.4 m/s
24	Angel Alberto OLMEDO Serrano	El Salvador	3	10.14	772 pts	+1.7 m/s
25	Alberto MARTINEZ Barahona	Honduras	1	10.23	755 pts	+0.6 m/s
26	Rodrique Ivan BARNES	Antigua & Barbuda	2	10.38	727 pts	+0.2 m/s
27	Rodiensly Albertico IGNECIA	Curacao	4	10.39	725 pts	+0.4 m/s
28	Mychael Irwin CLAXTON	British Virgin Islands	2	10.41	721 pts	+0.2 m/s
29	Lyon Gabriel HARMS	Aruba	3	10.59	689 pts	+1.7 m/s
30	Kaleem Tahj LETTSOME	British Virgin Islands	1	10.75	661 pts	+0.6 m/s
31	Samuel Steven VROLIJK	Aruba	4	11.36	561 pts	+0.4 m/s

II NACAC Age Group U13 & U15

Estadio Jorge "Magico" Gonzalez, San Salvador, El Salvador - July 26th & 27th 2019



RESULTADOS FINALES

Puntuación Heptatlón - Salto de Longitud (2) U-15, Masculino

Pos	Nombre del Atleta	Dorsal	Nacimiento	Edad	Equipo	Marca		Viento
1	Josiah PARRIS	406	22/03/2005	14	Barbados	6.09 m	826 pts	0.0 m/s
2	Bradley Anthony ERSKINE	414	31/08/2005	14	Cayman Islands	5.68 m	751 pts	-1.5 m/s
3	Kenrick GORDON	409	08/11/2006	13	Belize	5.67 m	749 pts	-0.9 m/s
4	Lynden Kiondre JOHNSON	405	21/06/2005	14	Bahamas	5.66 m	748 pts	-0.9 m/s
5	Savir Winfried FANEYTE	416	28/11/2005	14	Curacao	5.49 m	716 pts	-0.8 m/s
6	Glemford WILLIAMS	408	18/01/2005	14	Belize	5.33 m	685 pts	-1.5 m/s
7	Kamran De´Shawn ROLLE	404	28/03/2005	14	Bahamas	5.29 m	677 pts	-0.1 m/s
8	O´Neil CUMBERBATCH	407	29/06/2005	14	Barbados	5.11 m	642 pts	-0.4 m/s
9	Chance EVE	410	14/11/2006	13	Bermuda	5.06 m	632 pts	-0.4 m/s
10	Malachi HENRY	411	16/01/2006	13	Bermuda	4.90 m	601 pts	-0.3 m/s
11	Mychael Irwin CLAXTON	413	11/10/2005	14	British Virgin Islands	4.90 m	601 pts	-1.6 m/s
12	Ajani Taveon DALEY	400	05/02/2005	14	Antigua & Barbuda	4.88 m	597 pts	-1.2 m/s
13	Rodrique Ivan BARNES	401	05/06/2006	13	Antigua & Barbuda	4.41 m	500 pts	-1.0 m/s
14	Samuel Steven VROLIJK	403	14/02/2005	14	Aruba	4.38 m	494 pts	0.0 m/s
15	Rodiensly Albertico IGNECIA	415	19/04/2005	14	Curacao	4.37 m	492 pts	-1.1 m/s
16	Kaleem Tahj LETTSOME	412	22/04/2006	13	British Virgin Islands	4.28 m	474 pts	-0.5 m/s
17	Lyon Gabriel HARMS	402	06/06/2005	14	Aruba	4.04 m	426 pts	0.0 m/s

Detalle

		1	2	3	4	5	6
josiah PARRIS	barbados	5.84	-1.4	5.71	-1.4	6.09	0.0
bradley anthony ERSKINE	cayman islands	x		5.68	-1.5	5.54	-0.5
kenrick GORDON	belize	4.78	-0.7	4.79	0.0	5.67	-0.9
lynden kiondre JOHNSON	bahamas	5.43	0.0	5.66	-0.9	5.37	0.0
savir winfried FANEYTE	curacao	5.45	-1.7	5.49	-0.8	5.45	-1.2
glemford WILLIAMS	belize	5.33	-1.5	5.10	0.0	4.99	0.0
kamran de´shawn ROLLE	bahamas	5.27	-1.1	4.78	-1.3	5.29	-0.1
o´neil CUMBERBATCH	barbados	4.94	-1.8	5.11	-0.4	x	
chance EVE	bermuda	4.83	0.0	5.05	-0.3	5.06	-0.4
malachi HENRY	bermuda	4.90	-0.3	4.80	-0.4	4.85	0.0
mychael irwin CLAXTON	british virgin is	4.90	-1.6	2.74	-1.5	4.80	0.0
ajani taveon DALEY	antigua & barb	4.88	0.0	4.86	-1.9	4.88	-1.2
rodrique ivan BARNES	antigua & barb	4.41	-1.0	x		4.24	0.0
samuel steven VROLIJK	aruba	4.38	0.0	3.85	-1.2	x	
rodiensly albertico IGNECIA	curacao	4.37	-1.1				
kaleem tahj LETTSOME	british virgin is	4.28	-0.5	4.05	-1.7	4.06	-1.1
lyon gabriel HARMS	aruba	4.04	0.0				

II NACAC Age Group U13 & U15

Estadio Jorge "Magico" Gonzalez, San Salvador, El Salvador - July 26th & 27th 2019



RESULTADOS FINALES

Puntuación Heptatlón - Salto de Longitud (2) U-15, Masculino

Pos	Nombre del Atleta	Dorsal	Nacimiento	Edad	Equipo	Marca		Viento
1	Keone Emmanuel JOHN	432	25/01/2005	14	Trinidad & Tobago	6.25 m	855 pts	+2.6 m/s
2	Dorian Daniel CHARLES	431	18/06/2005	14	Trinidad & Tobago	5.87 m	786 pts	+1.2 m/s
3	Noel Nicholas SYLVESTER	428	04/06/2005	14	Saint Lucia	5.81 m	775 pts	+1.4 m/s
4	Oliver Martín PALMA Guzman	425	09/04/2005	14	Nicaragua	5.78 m	770 pts	+1.0 m/s
5	Elisah WILLIAMS	421	29/12/2005	14	Grenada	5.73 m	761 pts	+1.1 m/s
6	Aaron Ramesh THOMAS	423	27/10/2005	14	Jamaica	5.71 m	757 pts	+2.2 m/s
7	Jaheim FERDINAND	427	02/09/2005	14	Saint Lucia	5.67 m	749 pts	+2.0 m/s
8	Angel Alberto OLMEDO Serrano	419	02/05/2005	14	El Salvador	5.60 m	736 pts	+0.9 m/s
9	Francisco Xavier MONTERROSA Vela	420	28/01/2005	14	El Salvador	5.47 m	712 pts	+0.7 m/s
10	Rayvon Hill WALKIN	434	13/10/2005	14	Turks & Caicos	5.21 m	662 pts	0.0 m/s
11	Selassie Ajah RICHARDS	424	10/07/2006	13	Jamaica	5.12 m	644 pts	+0.1 m/s
12	Alberto MARTINEZ Barahona	422	03/07/2005	14	Honduras	5.01 m	623 pts	+0.2 m/s
13	Keanu Lawson CHILD	430	29/06/2005	14	Saint Vincent & Grenadines	4.78 m	576 pts	+0.1 m/s
14	Cody Anthony BARTLEY	429	14/04/2005	14	Saint Vincent & Grenadines	3.98 m	414 pts	+1.1 m/s
	Aleiandio Ardily DURHAM	433	13/10/2005	14	Turks & Caicos	DNS	0 pts	

Detalle

		1	2	3	4	5	6
keone emmanuel JOHN	trinidad & toba	6.25	+2.6	6.00	+0.1	6.11	+1.0
dorian daniel CHARLES	trinidad & toba	5.87	+1.2	5.60	0.0	5.16	0.0
noel nicholas SYLVESTER	saint lucia	x		x		5.81	+1.4
oliver martín PALMA	nicaragua	5.68	+1.2	5.53	+1.6	5.78	+1.0
elisah WILLIAMS	grenada	5.35	+3.1	x		5.73	+1.1
aaron ramesh THOMAS	jamaica	4.07	+0.1	5.71	+2.2	5.33	+0.6
jaheim FERDINAND	saint lucia	5.67	+2.0	5.64	+1.9	x	
angel alberto OLMEDO	el salvador	4.84	0.0	5.60	+0.9	5.49	+0.4
francisco xavier MONTERROSA	el salvador	x		5.14	+0.1	5.47	+0.7
rayvon hill WALKIN	turks & caicos	4.93	+0.4	5.21	0.0	4.04	+0.2
selassie ajah RICHARDS	jamaica	5.12	+0.1	4.99	+1.9	x	
alberto MARTINEZ	honduras	4.93	+0.9	4.72	+1.6	5.01	+0.2
keanu lawson CHILD	saint vincent & grenadines	x		4.78	+0.1	4.69	+1.8
cody anthony BARTLEY	saint vincent & grenadines	x		x		3.98	+1.1

II NACAC Age Group U13 & U15

Estadio Jorge "Magico" Gonzalez, San Salvador, El Salvador - July 26th & 27th 2019



RESULTADOS FINALES

Puntuación Heptatlón - Impulsión de Bala 3 kg (3) U-15, Masculino

Pos	Nombre del Atleta	Dorsal	Nacimiento	Edad	Equipo	Marca	
1	Bradley Anthony ERSKINE	414	31/08/2005	14	Cayman Islands	13.50 m	678 pts
2	Kamran De´Shawn ROLLE	404	28/03/2005	14	Bahamas	11.71 m	601 pts
3	Glemford WILLIAMS	408	18/01/2005	14	Belize	11.48 m	591 pts
4	Lynden Kiondre JOHNSON	405	21/06/2005	14	Bahamas	11.43 m	589 pts
5	Josiah PARRIS	406	22/03/2005	14	Barbados	11.39 m	587 pts
6	O´Neil CUMBERBATCH	407	29/06/2005	14	Barbados	11.17 m	577 pts
7	Savir Winfried FANEYTE	416	28/11/2005	14	Curacao	10.88 m	564 pts
8	Ajani Taveon DALEY	400	05/02/2005	14	Antigua & Barbuda	10.86 m	563 pts
9	Mychael Irwin CLAXTON	413	11/10/2005	14	British Virgin Islands	9.98 m	522 pts
10	Chance EVE	410	14/11/2006	13	Bermuda	9.65 m	506 pts
11	Rodiensly Albertico IGNECIA	415	19/04/2005	14	Curacao	9.46 m	496 pts
12	Kenrick GORDON	409	08/11/2006	13	Belize	8.63 m	454 pts
13	Lyon Gabriel HARMS	402	06/06/2005	14	Aruba	8.45 m	445 pts
14	Rodrique Ivan BARNES	401	05/06/2006	13	Antigua & Barbuda	8.42 m	443 pts
15	Malachi HENRY	411	16/01/2006	13	Bermuda	8.39 m	442 pts
16	Samuel Steven VROLIJK	403	14/02/2005	14	Aruba	7.86 m	414 pts
17	Kaleem Tahj LETTSOME	412	22/04/2006	13	British Virgin Islands	7.62 m	400 pts

Detalle

		1	2	3	4	5	6
bradley anthony ERSKINE	cayman islands	13.50	13.28	x			
kamran de´shawn ROLLE	bahamas	10.12	9.71	11.71			
glemford WILLIAMS	belize	x	11.11	11.48			
lynden kiondre JOHNSON	bahamas	9.45	11.43	10.53			
josiah PARRIS	barbados	11.06	x	11.39			
o´neil CUMBERBATCH	barbados	11.17	9.48	10.19			
savir winfried FANEYTE	curacao	10.71	10.34	10.88			
ajani taveon DALEY	antigua & barb	10.21	10.67	10.86			
mychael irwin CLAXTON	british virgin is	9.98	9.92	8.55			
chance EVE	bermuda	8.84	9.07	9.65			
rodiensly albertico IGNECIA	curacao	x	9.46	9.44			
kenrick GORDON	belize	7.31	8.62	8.63			
lyon gabriel HARMS	aruba	8.41	8.19	8.45			
rodrique ivan BARNES	antigua & barb	8.07	8.42	8.35			
malachi HENRY	bermuda	8.36	8.39	8.07			
samuel steven VROLIJK	aruba	7.13	7.22	7.86			
kaleem tahj LETTSOME	british virgin is	7.62	7.56	6.67			

II NACAC Age Group U13 & U15

Estadio Jorge "Magico" Gonzalez, San Salvador, El Salvador - July 26th & 27th 2019



RESULTADOS FINALES

Puntuación Heptatlón - Impulsión de Bala 3 kg (3) U-15, Masculino

Pos	Nombre del Atleta	Dorsal	Nacimiento	Edad	Equipo	Marca	
1	Oliver Martín PALMA Guzman	425	09/04/2005	14	Nicaragua	13.65 m	684 pts
2	Noel Nicholas SYLVESTER	428	04/06/2005	14	Saint Lucia	13.36 m	672 pts
3	Dorian Daniel CHARLES	431	18/06/2005	14	Trinidad & Tobago	12.33 m	629 pts
4	Keone Emmanuel JOHN	432	25/01/2005	14	Trinidad & Tobago	12.11 m	619 pts
5	Angel Alberto OLMEDO Serrano	419	02/05/2005	14	El Salvador	11.95 m	612 pts
6	Cody Anthony BARTLEY	429	14/04/2005	14	Saint Vincent & Grenadines	11.60 m	596 pts
7	Jaheim FERDINAND	427	02/09/2005	14	Saint Lucia	11.58 m	596 pts
8	Francisco Xavier MONTERROSA Vela	420	28/01/2005	14	El Salvador	11.19 m	578 pts
9	Rayvon Hill WALKIN	434	13/10/2005	14	Turks & Caicos	10.88 m	564 pts
10	Elisah WILLIAMS	421	29/12/2005	14	Grenada	10.67 m	554 pts
11	Keanu Lawson CHILD	430	29/06/2005	14	Saint Vincent & Grenadines	9.24 m	485 pts
12	Aaron Ramesh THOMAS	423	27/10/2005	14	Jamaica	9.00 m	473 pts
13	Selassie Ajah RICHARDS	424	10/07/2006	13	Jamaica	7.66 m	403 pts
14	Alberto MARTINEZ Barahona	422	03/07/2005	14	Honduras	7.05 m	368 pts
	Aleiandio Ardily DURHAM	433	13/10/2005	14	Turks & Caicos	DNS	0 pts

Detalle

		1	2	3	4	5	6
oliver martin PALMA	nicaragua	12.02	13.65	13.18			
noel nicholas SYLVESTER	saint lucia	13.36	12.43	12.91			
dorian daniel CHARLES	trinidad & toba	11.84	12.14	12.33			
keone emmanuel JOHN	trinidad & toba	x	12.11	x			
angel alberto OLMEDO	el salvador	11.42	11.46	11.95			
cody anthony BARTLEY	saint vincent &	9.91	11.38	11.60			
jaheim FERDINAND	saint lucia	10.94	9.91	11.58			
francisco xavier MONTER	el salvador	10.35	11.19	10.60			
rayvon hill WALKIN	turks & caicos	10.09	9.67	10.88			
elisah WILLIAMS	grenada	10.29	10.67	10.37			
keanu lawson CHILD	saint vincent &	9.22	8.43	9.24			
aaron ramesh THOMAS	jamaica	8.31	8.38	9.00			
selassie ajah RICHARDS	jamaica	7.47	x	7.66			
alberto MARTINEZ	honduras	6.89	7.05	6.60			

II NACAC Age Group U13 & U15

Estadio Jorge "Magico" Gonzalez, San Salvador, El Salvador - July 26th & 27th 2019



RESULTADOS FINALES

Puntuación Heptatlón - 80 mts Vallas 0.84 (4) U-15, Masculino

Pos	Nombre del Atleta	Dorsal	Nacimiento	Edad	Equipo	Carril	Marca		
HEAT # 1									
1	Dorian Daniel CHARLES	431	18/06/2005	14	Trinidad & Tobago	2	11.27	801 pts	+2.1 m/s
2	Keone Emmanuel JOHN	432	25/01/2005	14	Trinidad & Tobago	4	11.37	787 pts	+2.1 m/s
3	Lynden Kiondre JOHNSON	405	21/06/2005	14	Bahamas	6	11.45	776 pts	+2.1 m/s
4	Oliver Martín PALMA Guzman	425	09/04/2005	14	Nicaragua	8	11.48	772 pts	+2.1 m/s
5	Josiah PARRIS	406	22/03/2005	14	Barbados	5	12.11	690 pts	+2.1 m/s
6	Noel Nicholas SYLVESTER	428	04/06/2005	14	Saint Lucia	7	12.15	685 pts	+2.1 m/s
7	Jaheim FERDINAND	427	02/09/2005	14	Saint Lucia	1	13.12	575 pts	+2.1 m/s
8	Bradley Anthony ERSKINE	414	31/08/2005	14	Cayman Islands	3	13.52	534 pts	+2.1 m/s
HEAT # 2									
1	Glemford WILLIAMS	408	18/01/2005	14	Belize	5	11.77	733 pts	+1.3 m/s
2	Savir Winfried FANEYTE	416	28/11/2005	14	Curacao	4	11.91	715 pts	+1.3 m/s
3	Angel Alberto OLMEDO Serrano	419	02/05/2005	14	El Salvador	7	11.93	712 pts	+1.3 m/s
4	Kenrick GORDON	409	08/11/2006	13	Belize	8	11.98	706 pts	+1.3 m/s
5	Francisco Xavier MONTERROSA Vela	420	28/01/2005	14	El Salvador	3	12.21	677 pts	+1.3 m/s
6	Elisah WILLIAMS	421	29/12/2005	14	Grenada	2	12.57	(.564)635 pts	+1.3 m/s
7	Aaron Ramesh THOMAS	423	27/10/2005	14	Jamaica	1	12.57	(.566)635 pts	+1.3 m/s
8	Ajani Taveon DALEY	400	05/02/2005	14	Antigua & Barbuda	6	13.67	519 pts	+1.3 m/s
HEAT # 3									
1	Rayvon Hill WALKIN	434	13/10/2005	14	Turks & Caicos	5	11.72	739 pts	-0.5 m/s
2	Selassie Ajah RICHARDS	424	10/07/2006	13	Jamaica	2	11.85	722 pts	-0.5 m/s
3	O'Neil CUMBERBATCH	407	29/06/2005	14	Barbados	3	12.32	664 pts	-0.5 m/s
4	Kamran De' Shawn ROLLE	404	28/03/2005	14	Bahamas	4	12.70	(.698)620 pts	-0.5 m/s
5	Chance EVE	410	14/11/2006	13	Bermuda	6	12.91	597 pts	-0.5 m/s
6	Malachi HENRY	411	16/01/2006	13	Bermuda	8	13.33	553 pts	-0.5 m/s
7	Keanu Lawson CHILD	430	29/06/2005	14	Saint Vincent & Grenadines	1	14.92	408 pts	-0.5 m/s
8	Cody Anthony BARTLEY	429	14/04/2005	14	Saint Vincent & Grenadines	7	15.21	385 pts	-0.5 m/s
HEAT # 4									
1	Alberto MARTINEZ Barahona	422	03/07/2005	14	Honduras	5	12.70	(.691)620 pts	+2.4 m/s
2	Rodiensly Albertico IGNECIA	415	19/04/2005	14	Curacao	3	12.77	612 pts	+2.4 m/s
3	Mychael Irwin CLAXTON	413	11/10/2005	14	British Virgin Islands	4	12.85	604 pts	+2.4 m/s
4	Samuel Steven VROLIJK	403	14/02/2005	14	Aruba	7	14.69	427 pts	+2.4 m/s
5	Rodrique Ivan BARNES	401	05/06/2006	13	Antigua & Barbuda	6	14.96	405 pts	+2.4 m/s
6	Kaleem Tahj LETTSOME	412	22/04/2006	13	British Virgin Islands	1	15.87	336 pts	+2.4 m/s
7	Lyon Gabriel HARMS	402	06/06/2005	14	Aruba	2	19.81	109 pts	+2.4 m/s

II NACAC Age Group U13 & U15

Estadio Jorge "Magico" Gonzalez, San Salvador, El Salvador - July 26th & 27th 2019



RESULTADOS FINALES

Resultados Generales

Pos	Nombre del Atleta	Equipo	Heat	Marca		Viento
1	Dorian Daniel CHARLES	Trinidad & Tobago	1	11.27	801 pts	+2.1 m/s
2	Keone Emmanuel JOHN	Trinidad & Tobago	1	11.37	787 pts	+2.1 m/s
3	Lynden Kiondre JOHNSON	Bahamas	1	11.45	776 pts	+2.1 m/s
4	Oliver Martín PALMA Guzman	Nicaragua	1	11.48	772 pts	+2.1 m/s
5	Rayvon Hill WALKIN	Turks & Caicos	3	11.72	739 pts	-0.5 m/s
6	Glemford WILLIAMS	Belize	2	11.77	733 pts	+1.3 m/s
7	Selassie Ajah RICHARDS	Jamaica	3	11.85	722 pts	-0.5 m/s
8	Savir Winfried FANEYTE	Curacao	2	11.91	715 pts	+1.3 m/s
9	Angel Alberto OLMEDO Serrano	El Salvador	2	11.93	712 pts	+1.3 m/s
10	Kenrick GORDON	Belize	2	11.98	706 pts	+1.3 m/s
11	Josiah PARRIS	Barbados	1	12.11	690 pts	+2.1 m/s
12	Noel Nicholas SYLVESTER	Saint Lucia	1	12.15	685 pts	+2.1 m/s
13	Francisco Xavier MONTERROSA Velad	El Salvador	2	12.21	677 pts	+1.3 m/s
14	O'Neil CUMBERBATCH	Barbados	3	12.32	664 pts	-0.5 m/s
15	Elisah WILLIAMS	Grenada	2	12.57	635 (654)	+1.3 m/s
16	Aaron Ramesh THOMAS	Jamaica	2	12.57	635 (656)	+1.3 m/s
17	Alberto MARTINEZ Barahona	Honduras	4	12.70	620 (691)	+2.4 m/s
18	Kamran De' Shawn ROLLE	Bahamas	3	12.70	620 (698)	-0.5 m/s
19	Rodiensly Albertico IGNECIA	Curacao	4	12.77	612 pts	+2.4 m/s
20	Mychael Irwin CLAXTON	British Virgin Islands	4	12.85	604 pts	+2.4 m/s
21	Chance EVE	Bermuda	3	12.91	597 pts	-0.5 m/s
22	Jaheim FERDINAND	Saint Lucia	1	13.12	575 pts	+2.1 m/s
23	Malachi HENRY	Bermuda	3	13.33	553 pts	-0.5 m/s
24	Bradley Anthony ERSKINE	Cayman Islands	1	13.52	534 pts	+2.1 m/s
25	Ajani Taveon DALEY	Antigua & Barbuda	2	13.67	519 pts	+1.3 m/s
26	Samuel Steven VROLIJK	Aruba	4	14.69	427 pts	+2.4 m/s
27	Keanu Lawson CHILD	Saint Vincent & Grenadines	3	14.92	408 pts	-0.5 m/s
28	Rodrique Ivan BARNES	Antigua & Barbuda	4	14.96	405 pts	+2.4 m/s
29	Cody Anthony BARTLEY	Saint Vincent & Grenadines	3	15.21	385 pts	-0.5 m/s
30	Kaleem Tahj LETTSOME	British Virgin Islands	4	15.87	336 pts	+2.4 m/s
31	Lyon Gabriel HARMS	Aruba	4	19.81	109 pts	+2.4 m/s

II NACAC Age Group U13 & U15

Estadio Jorge "Magico" Gonzalez, San Salvador, El Salvador - July 26th & 27th 2019



RESULTADOS FINALES

Puntuación Heptatlón - Salto de Altura (5) U-15, Masculino

Pos	Nombre del Atleta	Dorsal	Nacimiento	Edad	Equipo	Marca	
1	Mychael Irwin CLAXTON	413	11/10/2005	14	British Virgin Islands	1.68 m	764 pts
2	Savir Winfried FANEYTE	416	28/11/2005	14	Curacao	1.65 m	741 pts
3	Lynden Kiondre JOHNSON	405	21/06/2005	14	Bahamas	1.60 m	702 pts
4	O'Neil CUMBERBATCH	407	29/06/2005	14	Barbados	1.60 m	702 pts
5	Glemford WILLIAMS	408	18/01/2005	14	Belize	1.55 m	663 pts
6	Josiah PARRIS	406	22/03/2005	14	Barbados	1.55 m	663 pts
7	Bradley Anthony ERSKINE	414	31/08/2005	14	Cayman Islands	1.50 m	623 pts
8	Chance EVE	410	14/11/2006	13	Bermuda	1.50 m	623 pts
9	Malachi HENRY	411	16/01/2006	13	Bermuda	1.50 m	623 pts
10	Kamran De'Shawn ROLLE	404	28/03/2005	14	Bahamas	1.45 m	582 pts
11	Kenrick GORDON	409	08/11/2006	13	Belize	1.40 m	541 pts
12	Samuel Steven VROLIJK	403	14/02/2005	14	Aruba	1.35 m	499 pts
12	Ajani Taveon DALEY	400	05/02/2005	14	Antigua & Barbuda	1.35 m	499 pts
14	Rodrique Ivan BARNES	401	05/06/2006	13	Antigua & Barbuda	1.35 m	499 pts
15	Rodiensly Albertico IGNECIA	415	19/04/2005	14	Curacao	1.25 m	426 pts
	Kaleem Tahj LETTSOME	412	22/04/2006	13	British Virgin Islands	NM	0 pts
	Lyon Gabriel HARMS	402	06/06/2005	14	Aruba	NM	0 pts

Detalle

1.25 1.30 1.35 1.40 1.45 1.50 1.55 1.60 1.65 1.68 1.71

Atleta	Equipo	1.25	1.30	1.35	1.40	1.45	1.50	1.55	1.60	1.65	1.68	1.71
mychael irwin CLAXTON	british virgir	o	o	o	o	o	o	o	xo	xo	xo	xxx
savir winfried FANEYTE	curacao	-	-	o	o	o	o	o	xo	xxo	xxx	
lynden kiondre JOHNSON	bahamas	o	o	o	o	o	o	o	o	xxx		
o'neil CUMBERBATCH	barbados	o	o	o	xo	o	o	o	o	xxx		
glemford WILLIAMS	belize	o	o	xo	o	-	o	xxo	xxx			
josiah PARRIS	barbados	o	xo	o	o	xo	o	xxo	xxx			
bradley anthony ERSKINE	cayman isla	o	o	o	o	xo	o	xxx				
chance EVE	bermuda	o	o	xo	xxo	o	o	xxx				
malachi HENRY	bermuda	o	o	o	xxo	xxo	o	xxx				
kamran de'shawn ROLLE	bahamas	o	o	o	o	o	xxx					
kenrick GORDON	belize	o	o	o	o	xxx						
ajani taveon DALEY	antigua & b	o	o	o	xxx							
samuel steven VROLIJK	aruba	o	o	o	xxx							
rodrique ivan BARNES	antigua & b	o	xo	o	xxx							
rodiensly albertico IGNECIA	curacao	o	xxx									
kaleem tahj LETTSOME	british virgir	xxx										
lyon gabriel HARMS	aruba	xxx										

II NACAC Age Group U13 & U15

Estadio Jorge "Magico" Gonzalez, San Salvador, El Salvador - July 26th & 27th 2019



RESULTADOS FINALES

Puntuación Heptatlón - Salto de Altura (5) U-15, Masculino

Pos	Nombre del Atleta	Dorsal	Nacimiento	Edad	Equipo	Marca	
1	Aaron Ramesh THOMAS	423	27/10/2005	14	Jamaica	1.84 m	883 pts
2	Dorian Daniel CHARLES	431	18/06/2005	14	Trinidad & Tobago	1.70 m	779 pts
3	Jaheim FERDINAND	427	02/09/2005	14	Saint Lucia	1.70 m	779 pts
4	Keone Emmanuel JOHN	432	25/01/2005	14	Trinidad & Tobago	1.70 m	779 pts
5	Oliver Martín PALMA Guzman	425	09/04/2005	14	Nicaragua	1.60 m	702 pts
5	Noel Nicholas SYLVESTER	428	04/06/2005	14	Saint Lucia	1.60 m	702 pts
7	Rayvon Hill WALKIN	434	13/10/2005	14	Turks & Caicos	1.55 m	663 pts
8	Alberto MARTINEZ Barahona	422	03/07/2005	14	Honduras	1.55 m	663 pts
9	Francisco Xavier MONTERROSA Vela	420	28/01/2005	14	El Salvador	1.55 m	663 pts
10	Cody Anthony BARTLEY	429	14/04/2005	14	Saint Vincent & Grenadines	1.50 m	623 pts
11	Keanu Lawson CHILD	430	29/06/2005	14	Saint Vincent & Grenadines	1.50 m	623 pts
12	Elisah WILLIAMS	421	29/12/2005	14	Grenada	1.45 m	582 pts
12	Angel Alberto OLMEDO Serrano	419	02/05/2005	14	El Salvador	1.45 m	582 pts
14	Selassie Ajah RICHARDS	424	10/07/2006	13	Jamaica	1.35 m	499 pts

Detalle

1.25 1.30 1.35 1.40 1.45 1.50 1.55 1.60 1.65 1.70 1.75 1.78 1.81 1.84 1.87

Atleta	Equipo	1.25	1.30	1.35	1.40	1.45	1.50	1.55	1.60	1.65	1.70	1.75	1.78	1.81	1.84	1.87
aaron ramesh THOMAS	jamaica	-	-	-	-	-	0	0	XO	0	0	0	0	0	XO	XXX
dorian daniel CHARLES	trinidad & tobago	-	-	-	0	-	0	0	0	0	XXO	XXX				
jaheim FERDINAND	saint lucia	0	0	XO	0	0	0	0	0	XO	XXO	XXX				
keone emmanuel JOHN	trinidad & tobago	-	-	0	-	-	XO	0	XXO	XO	XXO	XXX				
noel nicholas SYLVESTER	saint lucia	0	0	0	0	0	XO	0	XO	XXX						
oliver martín PALMA	nicaragua	-	0	0	0	0	0	XO	XO	XXX						
rayvon hill WALKIN	turks & caicos	0	0	0	0	XXO	0	0	XXX							
alberto MARTINEZ	honduras	0	0	0	0	0	0	XO	XXX							
francisco xavier MONTERROSA Vela	el salvador	0	-	XXO	-	0	0	XXO	XXX							
cody anthony BARTLEY	saint vincen	0	0	0	0	XXO	0	XXX								
keanu lawson CHILD	saint vincen	0	XO	0	XO	XO	XO	XXX								
elisah WILLIAMS	grenada	0	0	0	0	XO	XXX									
angel alberto OLMEDO	el salvador	0	0	0	0	XO	XXX									
selassie ajah RICHARDS	jamaica	0	0	0	XXX											

II NACAC Age Group U13 & U15

Estadio Jorge "Magico" Gonzalez, San Salvador, El Salvador - July 26th & 27th 2019



RESULTADOS FINALES

Puntuación Heptatlón - Lanzamiento de Bola (6) U-15, Masculino

Pos	Nombre del Atleta	Dorsal	Nacimiento	Edad	Equipo	Marca	
1	Rodiensly Albertico IGNECIA	415	19/04/2005	14	Curacao	70.44 m	708 pts
2	Kamran De´Shawn ROLLE	404	28/03/2005	14	Bahamas	67.35 m	685 pts
3	Lynden Kiondre JOHNSON	405	21/06/2005	14	Bahamas	66.16 m	678 pts
4	Glemford WILLIAMS	408	18/01/2005	14	Belize	64.09 m	662 pts
5	O´Neil CUMBERBATCH	407	29/06/2005	14	Barbados	63.27 m	654 pts
6	Kenrick GORDON	409	08/11/2006	13	Belize	62.50 m	650 pts
7	Josiah PARRIS	406	22/03/2005	14	Barbados	59.65 m	625 pts
8	Ajani Taveon DALEY	400	05/02/2005	14	Antigua & Barbuda	58.65 m	618 pts
9	Bradley Anthony ERSKINE	414	31/08/2005	14	Cayman Islands	55.83 m	593 pts
10	Chance EVE	410	14/11/2006	13	Bermuda	52.87 m	567 pts
11	Samuel Steven VROLIJK	403	14/02/2005	14	Aruba	50.02 m	545 pts
12	Rodrique Ivan BARNES	401	05/06/2006	13	Antigua & Barbuda	48.55 m	531 pts
13	Mychael Irwin CLAXTON	413	11/10/2005	14	British Virgin Islands	46.52 m	513 pts
14	Savir Winfried FANEYTE	416	28/11/2005	14	Curacao	45.86 m	504 pts
15	Lyon Gabriel HARMS	402	06/06/2005	14	Aruba	45.25 m	499 pts
16	Malachi HENRY	411	16/01/2006	13	Bermuda	45.00 m	499 pts
17	Kaleem Tahj LETTSOME	412	22/04/2006	13	British Virgin Islands	44.21 m	490 pts

Detalle

		1	2	3	4	5	6
rodiensly albertico IGNECIA	curacao	70.02	70.44	68.54			
kamran de´shawn ROLLE	bahamas	x	65.05	67.35			
lynden kiondre JOHNSON	bahamas	60.98	64.38	66.16			
glemford WILLIAMS	belize	64.09	61.10	55.36			
o´neil CUMBERBATCH	barbados	63.24	63.27	63.01			
kenrick GORDON	belize	56.33	62.50	x			
josiah PARRIS	barbados	51.27	56.45	59.65			
ajani taveon DALEY	antigua & barb	58.65	57.15	56.65			
bradley anthony ERSKINE	cayman islands	55.83	51.17	50.44			
chance EVE	bermuda	52.87	51.30	50.70			
samuel steven VROLIJK	aruba	41.07	44.96	50.02			
rodrique ivan BARNES	antigua & barb	x	47.30	48.55			
mychael irwin CLAXTON	british virgin is	43.73	44.78	46.52			
savir winfried FANEYTE	curacao	39.20	45.86	41.80			
lyon gabriel HARMS	aruba	43.48	45.25	40.01			
malachi HENRY	bermuda	45.00	39.87	39.04			
kaleem tahj LETTSOME	british virgin is	44.21	42.54	x			

II NACAC Age Group U13 & U15

Estadio Jorge "Magico" Gonzalez, San Salvador, El Salvador - July 26th & 27th 2019



RESULTADOS FINALES

Puntuación Heptatlón - Lanzamiento de Bola (6) U-15, Masculino

Pos	Nombre del Atleta	Dorsal	Nacimiento	Edad	Equipo	Marca	
1	Oliver Martín PALMA Guzman	425	09/04/2005	14	Nicaragua	88.78 m	839 pts
2	Noel Nicholas SYLVESTER	428	04/06/2005	14	Saint Lucia	73.64 m	734 pts
3	Dorian Daniel CHARLES	431	18/06/2005	14	Trinidad & Tobago	68.80 m	697 pts
4	Angel Alberto OLMEDO Serrano	419	02/05/2005	14	El Salvador	67.94 m	689 pts
5	Cody Anthony BARTLEY	429	14/04/2005	14	Saint Vincent & Grenadines	61.87 m	642 pts
6	Elisah WILLIAMS	421	29/12/2005	14	Grenada	61.46 m	638 pts
7	Jaheim FERDINAND	427	02/09/2005	14	Saint Lucia	59.49 m	622 pts
8	Rayvon Hill WALKIN	434	13/10/2005	14	Turks & Caicos	56.11 m	597 pts
9	Keanu Lawson CHILD	430	29/06/2005	14	Saint Vincent & Grenadines	54.89 m	584 pts
10	Keone Emmanuel JOHN	432	25/01/2005	14	Trinidad & Tobago	49.04 m	536 pts
11	Selassie Ajah RICHARDS	424	10/07/2006	13	Jamaica	48.45 m	527 pts
12	Francisco Xavier MONTERROSA Vela	420	28/01/2005	14	El Salvador	47.65 m	522 pts
13	Alberto MARTINEZ Barahona	422	03/07/2005	14	Honduras	46.02 m	509 pts
14	Aaron Ramesh THOMAS	423	27/10/2005	14	Jamaica	44.11 m	490 pts

Detalle

		1	2	3	4	5	6
oliver martin PALMA	nicaragua	x	84.14	88.78			
noel nicholas SYLVESTER	saint lucia	69.05	73.64	69.53			
dorian daniel CHARLES	trinidad & toba	68.80	x	65.33			
angel alberto OLMEDO	el salvador	56.20	64.21	67.94			
cody anthony BARTLEY	saint vincent &	46.33	61.87	56.62			
elisah WILLIAMS	grenada	59.12	55.47	61.46			
jaheim FERDINAND	saint lucia	58.37	59.35	59.49			
rayvon hill WALKIN	turks & caicos	51.53	56.11	53.60			
keanu lawson CHILD	saint vincent &	54.44	54.59	54.89			
keone emmanuel JOHN	trinidad & toba	49.04	47.81	43.56			
selassie ajah RICHARDS	jamaica	46.90	48.45	47.09			
francisco xavier MONTERROSA	el salvador	40.60	43.27	47.65			
alberto MARTINEZ	honduras	46.02	x	40.45			
aaron ramesh THOMAS	jamaica	36.08	40.49	44.11			

II NACAC Age Group U13 & U15

Estadio Jorge "Magico" Gonzalez, San Salvador, El Salvador - July 26th & 27th 2019



RESULTADOS FINALES

Puntuación Heptatlón - 1.200 mts Planos (7) U-15, Masculino

Pos	Nombre del Atleta	Dorsal	Nacimiento	Edad	Equipo	Marca	
HEAT # 1							
1	Jaheim FERDINAND	427	02/09/2005	14	Saint Lucia	03:40.74	611 pts
2	Dorian Daniel CHARLES	431	18/06/2005	14	Trinidad & Tobago	03:46.28	571 pts
3	Oliver Martín PALMA Guzman	425	09/04/2005	14	Nicaragua	03:46.88	567 pts
4	O'Neil CUMBERBATCH	407	29/06/2005	14	Barbados	03:57.02	498 pts
5	Keone Emmanuel JOHN	432	25/01/2005	14	Trinidad & Tobago	04:01.42	470 pts
6	Bradley Anthony ERSKINE	414	31/08/2005	14	Cayman Islands	04:08.80	427 pts
7	Josiah PARRIS	406	22/03/2005	14	Barbados	04:11.65	410 pts
8	Keanu Lawson CHILD	430	29/06/2005	14	Saint Vincent & Grenadines	04:11.80	409 pts
9	Francisco Xavier MONTERROSA Vela	420	28/01/2005	14	El Salvador	04:12.48	406 pts
10	Angel Alberto OLMEDO Serrano	419	02/05/2005	14	El Salvador	04:13.82	398 pts
11	Lynden Kiondre JOHNSON	405	21/06/2005	14	Bahamas	04:15.74	387 pts
12	Glemford WILLIAMS	408	18/01/2005	14	Belize	04:18.15	374 pts
13	Savir Winfried FANEYTE	416	28/11/2005	14	Curacao	04:21.45	357 pts
14	Noel Nicholas SYLVESTER	428	04/06/2005	14	Saint Lucia	04:26.98	329 pts
15	Rayvon Hill WALKIN	434	13/10/2005	14	Turks & Caicos	04:30.11	314 pts
16	Aaron Ramesh THOMAS	423	27/10/2005	14	Jamaica	04:30.14	314 pts
17	Kenrick GORDON	409	08/11/2006	13	Belize	04:56.92	198 pts
HEAT # 2							
1	Kamran De' Shawn ROLLE	404	28/03/2005	14	Bahamas	03:50.30	543 pts
2	Alberto MARTINEZ Barahona	422	03/07/2005	14	Honduras	03:52.22	530 pts
3	Cody Anthony BARTLEY	429	14/04/2005	14	Saint Vincent & Grenadines	03:58.71	487 pts
4	Malachi HENRY	411	16/01/2006	13	Bermuda	04:05.73	444 pts
5	Chance EVE	410	14/11/2006	13	Bermuda	04:17.31	379 pts
6	Selassie Ajah RICHARDS	424	10/07/2006	13	Jamaica	04:18.62	372 pts
7	Kaleem Tahj LETTSOME	412	22/04/2006	13	British Virgin Islands	04:19.83	365 pts
8	Mychael Irwin CLAXTON	413	11/10/2005	14	British Virgin Islands	04:25.73	335 pts
9	Elisah WILLIAMS	421	29/12/2005	14	Grenada	04:27.31	327 pts
10	Lyon Gabriel HARMS	402	06/06/2005	14	Aruba	04:27.50	327 pts
11	Rodrique Ivan BARNES	401	05/06/2006	13	Antigua & Barbuda	04:52.80	215 pts
12	Samuel Steven VROLIJK	403	14/02/2005	14	Aruba	04:56.68	199 pts
	Rodiensly Albertico IGNECIA	415	19/04/2005	14	Curacao	DNF	0 pts
	Ajani Taveon DALEY	400	05/02/2005	14	Antigua & Barbuda	DNF	0 pts

II NACAC Age Group U13 & U15

Estadio Jorge "Magico" Gonzalez, San Salvador, El Salvador - July 26th & 27th 2019



RESULTADOS FINALES

Resultados Generales

Pos	Nombre del Atleta	Equipo	Heat	Marca	
1	Jaheim FERDINAND	Saint Lucia	1	03:40.74	611 pts
2	Dorian Daniel CHARLES	Trinidad & Tobago	1	03:46.28	571 pts
3	Oliver Martín PALMA Guzman	Nicaragua	1	03:46.88	567 pts
4	Kamran De´Shawn ROLLE	Bahamas	2	03:50.30	543 pts
5	Alberto MARTINEZ Barahona	Honduras	2	03:52.22	530 pts
6	O´Neil CUMBERBATCH	Barbados	1	03:57.02	498 pts
7	Cody Anthony BARTLEY	Saint Vincent & Grenadines	2	03:58.71	487 pts
8	Keone Emmanuel JOHN	Trinidad & Tobago	1	04:01.42	470 pts
9	Malachi HENRY	Bermuda	2	04:05.73	444 pts
10	Bradley Anthony ERSKINE	Cayman Islands	1	04:08.80	427 pts
11	Josiah PARRIS	Barbados	1	04:11.65	410 pts
12	Keanu Lawson CHILD	Saint Vincent & Grenadines	1	04:11.80	409 pts
13	Francisco Xavier MONTERROSA Velazquez	El Salvador	1	04:12.48	406 pts
14	Angel Alberto OLMEDO Serrano	El Salvador	1	04:13.82	398 pts
15	Lynden Kiondre JOHNSON	Bahamas	1	04:15.74	387 pts
16	Chance EVE	Bermuda	2	04:17.31	379 pts
17	Glemford WILLIAMS	Belize	1	04:18.15	374 pts
18	Selassie Ajah RICHARDS	Jamaica	2	04:18.62	372 pts
19	Kaleem Tahj LETTSOME	British Virgin Islands	2	04:19.83	365 pts
20	Savir Winfried FANEYTE	Curacao	1	04:21.45	357 pts
21	Mychael Irwin CLAXTON	British Virgin Islands	2	04:25.73	335 pts
22	Noel Nicholas SYLVESTER	Saint Lucia	1	04:26.98	329 pts
23	Elisah WILLIAMS	Grenada	2	04:27.31	327 pts
24	Lyon Gabriel HARMS	Aruba	2	04:27.50	327 pts
25	Rayvon Hill WALKIN	Turks & Caicos	1	04:30.11	314 pts
26	Aaron Ramesh THOMAS	Jamaica	1	04:30.14	314 pts
27	Rodrique Ivan BARNES	Antigua & Barbuda	2	04:52.80	215 pts
28	Samuel Steven VROLIJK	Aruba	2	04:56.68	199 pts
29	Kenrick GORDON	Belize	1	04:56.92	198 pts
	Rodiensly Albertico IGNECIA	Curacao	2	DNF	0 pts
	Ajani Taveon DALEY	Antigua & Barbuda	2	DNF	0 pts

II NACAC Age Group U13 & U15

Estadio Jorge "Magico" Gonzalez, San Salvador, El Salvador - July 26th & 27th 2019

RESULTADOS FINALES



Categoría U-15, Mixto

II NACAC Age Group U13 & U15

Estadio Jorge "Magico" Gonzalez, San Salvador, El Salvador - July 26th & 27th 2019








RESULTADOS FINALES

Final Relevos 4x100 mts Mixto U-15, Mixto

Pos Nombre del Atleta Dorsal Nacimiento Edad Equipo Carril Marca

HEAT # 1

1	dorian CHARLES - keone JOHN - gianna PAUL - janae DE GANNES		Trinidad & Tobago	46.58
2	lavanya WILLIAMS - aaron THOMAS - monique STEWART - selassie RICHARDS		Jamaica	46.64
3	kendrea MUNROE - kamran ROLLE - g´shan BROWN - lynden JOHNSON		Bahamas	47.20
4	o´neil CUMBERBATCH - josiah PARRIS - brieanna BOYCE - skye LAYNE		Barbados	47.87
5	a´keela MCMASTER - jahtivyva WILLIAMS - kaleem LETTSOME - mychael CLAXTON		British Virgin Islands	49.41

HEAT # 2

1	rodrique BARNES - alyssa DYETT - mia MC INTOSH - ajani DALEY		Antigua & Barbuda	47.54
2	i´aura GOLDING - chance EVE - katherine BEAN-ROSARIO - malachi HENRY		Bermuda	49.79
3	ana GONZALEZ - francisco MONTERROSA - wendy GRANADOS - angel OLMEDO		El Salvador	50.94
4	jo-nina KOCK - eljoenai WEHL - samuel VROLIJK - lyon HARMS		Aruba	52.29
5	keely FAUX - kenrick GORDON - kaylin MONTERROSO - glemford WILLIAMS		Belize	52.65

Resultados Generales

Pos	Nombre del Atleta	Equipo	Heat	Marca
1		Trinidad & Tobago	1	46.58
2		Jamaica	1	46.64
3		Bahamas	1	47.20
4		Antigua & Barbuda	2	47.54
5		Barbados	1	47.87
6		British Virgin Islands	1	49.41
7		Bermuda	2	49.79
8		El Salvador	2	50.94
9		Aruba	2	52.29
10		Belize	2	52.65



II NACAC U13 & U15 CHAMPIONSHIPS

SAN SALVADOR, EL SALVADOR

JULY 26 - 27, 2019



AWARDS BY CATEGORY

COUNTRY	PENTATHLON GIRLS U13		PENTATHLON BOYS U13			HEPTATHLON GIRLS U15			HEPTATHLON BOYS U15			GIRLS	BOYS	OVERALL	
			TOTAL			TOTAL			TOTAL		TOTAL	TOTAL	TOTAL	TOTAL	
ANGUILLA			0	3027	3005	6032			0			0	6032	6032	
ANTIGUA AND BARBUDA			0			0	3579	3561	7140	3786	3320	7106	7106	14246	
ARUBA	2421	2317	4738	2417	2338	4755	3483	3077	6560	3139	2495	5634	11298	10389	21687
BAHAMAS	2373	2308	4681	3072	2747	5819	3528	3188	6716	4841	4520	9361	11397	15180	26577
BARBADOS	2750	2444	5194	2944	2913	5857	4017	3766	7783	4760	4588	9348	12977	15205	28182
BELIZE	1686	1581	3267	2278	2180	4458	2255	2100	4355	4589	4198	8787	7622	13245	20867
BERMUDA	2340	2095	4435	2921	2393	5314	3298	2828	6126	4138	3984	8122	10561	13436	23997
BRITISH VIRGIN ISLANDS	2503	2487	4990			0	3811	0	3811	4060	2726	6786	8801	6786	15587
CAYMAN ISLANDS	2102		2102	2717	2702	5419	2939		2939	4526		4526	5041	9945	14986
CUBA			0			0	4154	3759	7913			0	7913	0	7913
CURAZAO	2136	2123	4259	2783	2658	5441	3191	2726	5917	4489	3459	7948	10176	13389	23565
EL SALVADOR	2357	2220	4577	2411	2363	4774	3826	3125	6951	4501	4407	8908	11528	13682	25210
GRENADA	2219		2219	3120		3120	3388		3388	4317		4317	5607	7437	13044
HONDURAS	1955		1955	2524		2524	2461		2461	4068		4068	4416	6592	11008
JAMAICA	2494	2353	4847	3152	2411	5563	4009	3369	7378	4441	4012	8453	12225	14016	26241
NICARAGUA	1864		1864			0			0	5164		5164	1864	5164	7028
SAINT LUCIA	2192	2062	4254	3218	3054	6272	3310		3310	4779	4748	9527	7564	15799	23363
ST VINCENT & GRENADINES	2152		2152			0	2805		2805	4026	3895	7921	4957	7921	12878
TRINIDAD AND TOBAGO	2734	2552	5286	3259	2776	6035	4133	3910	8043	5099	4955	10054	13329	16089	29418
TURKS AND CAICOS	2430	2248	4678	2689	2614	5303	3220	3146	6366	4386		4386	11044	9689	20733
US VIRGIN ISLANDS	2451		2451			0	3794		3794			0	6245	0	6245
	41159	26790	67949	42532	34154	76686	65201	38555	103756	79109	51307	130416	171705	207102	378807

GIRLS U13	PENTATHLON GIRLS U13			PLACE
TRINIDAD AND TOBAGO	2734	2552	5286	1
BARBADOS	2750	2444	5194	2
BRITISH VIRGIN ISLANDS	2503	2487	4990	3
JAMAICA	2494	2353	4847	4
ARUBA	2421	2317	4738	5
BAHAMAS	2373	2308	4681	6
TURKS AND CAICOS	2430	2248	4678	7
EL SALVADOR	2357	2220	4577	8
BERMUDA	2340	2095	4435	9
CURAZAO	2136	2123	4259	10
SAINT LUCIA	2192	2062	4254	11
BELIZE	1686	1581	3267	12
US VIRGIN ISLANDS	2451		2451	13
GRENADA	2219		2219	14
ST VINCENT & GRENADINES	2152		2152	15
CAYMAN ISLANDS	2102		2102	16
HONDURAS	1955		1955	17
NICARAGUA	1864		1864	18
ANGUILLA			0	
ANTIGUA AND BARBUDA			0	
CUBA			0	

BOYS U13	PENTATHLON BOYS U13		PLACE	
SAINT LUCIA	3218	3054	6272	1
TRINIDAD AND TOBAGO	3259	2776	6035	2
ANGUILLA	3027	3005	6032	3
BARBADOS	2944	2913	5857	4
BAHAMAS	3072	2747	5819	5
JAMAICA	3152	2411	5563	6
CURAZAO	2783	2658	5441	7
CAYMAN ISLANDS	2717	2702	5419	8
BERMUDA	2921	2393	5314	9
TURKS AND CAICOS	2689	2614	5303	10
EL SALVADOR	2411	2363	4774	11
ARUBA	2417	2338	4755	12
BELIZE	2278	2180	4458	13
GRENADA	3120		3120	14
HONDURAS	2524		2524	15
ANTIGUA AND BARBUDA			0	
BRITISH VIRGIN ISLANDS			0	
CUBA			0	
NICARAGUA			0	
ST VINCENT & GRENADINES			0	
US VIRGIN ISLANDS			0	

GIRLS U15	HEPTATHLON GIRLS U15			PLACE
TRINIDAD AND TOBAGO	4133	3910	8043	1
CUBA	4154	3759	7913	2
BARBADOS	4017	3766	7783	3
JAMAICA	4009	3369	7378	4
ANTIGUA AND BARBUDA	3579	3561	7140	5
EL SALVADOR	3826	3125	6951	6
BAHAMAS	3528	3188	6716	7
ARUBA	3483	3077	6560	8
TURKS AND CAICOS	3220	3146	6366	9
BERMUDA	3298	2828	6126	10
CURAZAO	3191	2726	5917	11
BELIZE	2255	2100	4355	12
BRITISH VIRGIN ISLANDS	3811	0	3811	13
US VIRGIN ISLANDS	3794		3794	14
GRENADA	3388		3388	15
SAINT LUCIA	3310		3310	16
CAYMAN ISLANDS	2939		2939	17
ST VINCENT & GRENADINES	2805		2805	18
HONDURAS	2461		2461	19
ANGUILLA			0	
NICARAGUA			0	

BOYS U15	HEPTATHLON BOYS U15			PLACE
TRINIDAD AND TOBAGO	5099	4955	10054	1
SAINT LUCIA	4779	4748	9527	2
BAHAMAS	4841	4520	9361	3
BARBADOS	4760	4588	9348	4
EL SALVADOR	4501	4407	8908	5
BELIZE	4589	4198	8787	6
JAMAICA	4441	4012	8453	7
BERMUDA	4138	3984	8122	8
CURAZAO	4489	3459	7948	9
ST VINCENT & GRENADINES	4026	3895	7921	10
ANTIGUA AND BARBUDA	3786	3320	7106	11
BRITISH VIRGIN ISLANDS	4060	2726	6786	12
ARUBA	3139	2495	5634	13
NICARAGUA	5164		5164	14
CAYMAN ISLANDS	4526		4526	15
TURKS AND CAICOS	4386		4386	16
GRENADA	4317		4317	17
HONDURAS	4068		4068	18
ANGUILLA			0	
CUBA			0	
US VIRGIN ISLANDS			0	

OVERALL	POINTS	PLACE
TRINIDAD AND TOBAGO	29418	1
BARBADOS	28182	2
BAHAMAS	26577	3
JAMAICA	26241	4
EL SALVADOR	25210	5
BERMUDA	23997	6
CURAZAO	23565	7
SAINT LUCIA	23363	8
ARUBA	21687	9
BELIZE	20867	10
TURKS AND CAICOS	20733	11
BRITISH VIRGIN ISLANDS	15587	12
CAYMAN ISLANDS	14986	13
ANTIGUA AND BARBUDA	14246	14
GRENADA	13044	15
ST VINCENT & GRENADINES	12878	16
HONDURAS	11008	17
CUBA	7913	18
NICARAGUA	7028	19
US VIRGIN ISLANDS	6245	20
ANGUILLA	6032	21



2nd NACAC AGE GROUP U13 & U15 CHAMPIONSHIPS
San Salvador, El Salvador July 26th – 27th, 2019



2ND NACAC
AGE GROUP
U13 & U15
EL SALVADOR
July 26th & 27th 2019

Update May 20th, 2019





2nd NACAC AGE GROUP U13 & U15 CHAMPIONSHIPS

San Salvador, El Salvador July 26th – 27th, 2019



NACAC

The 2nd North American, Central American & Caribbean Athletics Association's Age Group U13 & U15, will be held under the auspice of the International Associations of Athletics Federations (IAAF) and North America, Central America & Caribbean Athletics Association (NACAC), and is one of the many events of the official calendar of NACAC.

NACAC EXECUTIVE COUNCIL

President/IAAF Area Rep.: Prof. Víctor López (PUR)

Vice President: Stephanie Hightower (USA)

Treasurer: Alain Jean Pierre (HAI)

General Secretary: Prof. Michael A. Serralta (PUR)

MEMBERS AT LARGE

Allan Baboolal (TTO)

Geen Clarke (CRC)

Garth Gayle (JAM)

Catherine Jordan (BAR)

EX OFICIO

IAAF President: Lord Sebastian Coe (GBR)

IAAF Vice President: Alberto Juantorena (CUB)

IAAF Council Member: Pauline Davis (BAH)

IAAF Council Member: Abbie Hoffman (CAN)



San Salvador, El Salvador July 26th – 27th, 2019

ORGANIZATIONAL STRUCTURE

The North American, Central American & Caribbean Athletics Association (NACAC), has assigned the organization of NACAC Age Group Championships to Federación Salvadoreña de Atletismo (Athletics Federation of El Salvador). The following persons are responsible for the organization and coordination of the competition:

NACAC Technical/Organizational Delegate	-	Carlos Clemente (ESA)
International Technical Officials	-	1. Ruben Quintanilla (ESA)(Chief)
	-	2. Nathanael Duran (CRC)
	-	3. Rolando Abrego (ESA)
	-	4. Catherine Umaña (CRC)

LOCAL ORGANIZING COMMITTEE


Chairman LOC	-	Juan Carlos Ramirez
Logistics Commission	-	Roxana Zuniga
Technical Commission	-	Roger Manzur
Accommodation	-	Rene Navas / Oscar Constanza
Accreditation	-	Giovanni Beltran
Transportation Commission	-	INDES – Enrique Portillo
Financial Commission	-	Gloria Ramos
Media Commission	-	Daniela Gonzalez
Medical	-	Dr. Rafael Morales / Elba Alfaro / Karen Doñan
Protocol and Awards	-	Patricia Ortiz
Volunteers	-	Oscar Alas

COMPETITION

Competition Director	-	Rolando Abrego
Meeting Manager	-	Carmen Elena Martinez
Technical Manager	-	Luis Diaz
Photofinish	-	Hector Caceres
Competition Secretary	-	Guadalupe Martinez
Announcer	-	Allan Ayala (GUA)
Jury of Appeal	-	TBD during Technical Meeting

San Salvador, El Salvador July 26th – 27th, 2019

1. GENERAL INFORMATION OF EL SALVADOR

Name:	El Salvador	
Location:	Central America	
Area:	21,048.78 km ²	
Population:	6, 500,000	
Language:	Spanish	
Currency:	US Dollar (\$)	
Electricity:	110v	
Water quality:	Non-drinking, use bottled water	
Health:	No vaccines required	
Phone:	Country code: 503	
Capital:	San Salvador	
Altitude:	620 m.	
Max Temperature:	33° C	
Average Temperature:	30° C	
Min Temperature:	19° C	
Humidity:	90%	
International Airport:	El Salvador International Airport Oscar Arnulfo Romero (SAL)	

San Salvador, El Salvador July 26th – 27th, 2019

2. INVITED COUNTRIES

Member Federations:

Anguilla (AIA), Antigua and Barbuda (ANT), Aruba (ARU), Bahamas (BAH), Barbados (BAR), Belize (BIZ), Bermuda (BER), British Virgin Islands (IVB), Canada (CAN), Cayman Islands (CAY), Costa Rica (CRC), Cuba (CUB), Dominica (DMA), Dominican Republic (DOM), El Salvador (ESA), Grenada (GRN), Guatemala (GUA), Haiti (HAI), Honduras (HON), Jamaica (JAM), Mexico (MEX), Montserrat (MNT), Nicaragua (NCA), Puerto Rico (PUR), Saint Kitts and Nevis (SKN), Saint Lucia (LCA), Saint Vincent and Grenadines (VIN), Turks and Caicos (TKS), US Virgin Islands (ISV), United States of America (USA), Trinidad and Tobago (TTO - Host country)

Associate Members:

Curacao (CUR), Guadeloupe (GPE), Martinique (MTQ), Saint Maarten (SXM)

3. GENERAL INFORMATION

AIRPORT

The arrival airport is the Oscar Arnulfo Romero International Airport (SAL), located 45 minutes from San Salvador. Delegations should send as soon as possible to the Organizing Committee their arrival/departure schedule in order to properly coordinate their reception.

Website: <http://www.cepa.gob.sv/tag/aeropuerto-internacional-de-el-salvador>

AIRLINES THAT FLY TO EL SALVADOR INCLUDE Aeromexico, American Airlines, Avianca, Copa, Delta, Iberia, Spirit, United, Volaris.

PASSPORT PRESENTATION / ACCREDITATION

Upon arrival, all delegations will be transported to the accreditation center at the **Federacion Salvadoreña de Atletismo Offices**, located at the National Stadium Jorge “Magico” Gonzalez, where athletes will be requested to show their travel documents.

The accreditation will be open:

Thursday July 25th 8:00am - 19:00pm

Friday July 26th 8:00am to 14:00pm

Passport and travel documents of all competitors will be checked by officials from the LOC at the accreditation Center. These will be returned promptly, following verification of Age, by the LOC and the Technical Delegate.

San Salvador, El Salvador July 26th – 27th, 2019

ACCOMMODATIONS

The delegations, coaches and delegates will stay at the following hotels in **double, triple and quadruple accommodations**.

THE OC WILL INFORM IN A FEW DAYS THE HOTEL FOR THE TEAMS.

ACCOMMODATION LEVY AND TEAM SIZE

There will be an accommodation levy of **US \$150.00** per team member. This must be paid at the accreditation center before teams are allowed to be accredited. The levy shall cover the period from **12:00 noon Thursday, July 25th to 12:00 noon Sunday July 28th, (3 Nights)**. Accommodation outside of the official period will be at the expense of each delegation.

The number of team officials accompanying each delegation shall be limited as follows:

- 1 competitor 1 team official
- 2 - 5 competitors 2 officials
- 6 - 8 competitors 4 officials

If a team wishes to board additional officials in the accommodation provided by the Organizing Committee, the fee for these additional officials will be \$150.00 per person per day.

Delegations must inform local organizing committee of travel plans so that the reception committee can be present at the airport.

TRANSPORTATION

Transportation will be provided round trip from the airport to the accommodation and from the accommodation to the competition area.

San Salvador, El Salvador July 26th – 27th, 2019

MEALS – SCHEDULE

- Breakfast at the Accommodation (6:30 – 8:00 a.m.)
- Lunch at the Stadium (12:45 – 2:00 p.m.)
- Dinner at the Accommodation (7:30 – 9:00 p.m.)

MEDICAL INFORMATION

Medical facilities will be available to provide necessary medical services. The medical service (FIRST AID) is free of charge; however, it will be the participant's responsibility to pay for any additional specialized services, including ambulance, emergency room, medical specialist consultation, hospitalization, surgery, medical procedures, laboratory, x-rays, special studies, and physical therapy treatments.

Official Hospitals are:

Hospital Militar

Av. Bernal y Blvd. Universitario Residencial San Luis, San Salvador, El Salvador, C.A.

Tel: (503) 2274.1820/2250.0080

https://www.fuerzaarmada.mil.sv/?page_id=751

Hospital San Rafael (Santa Tecla)

Final 4° Calle Oriente 9-2 Santa Tecla, El Salvador, C.A.

Atención Emergencias 24 horas

(503) 2523-9500

<http://www.transparencia.gob.sv/institutions/h-san-rafael>

MEDICAL AND LIFE INSURANCE

Each country, according to the IAAF rules, is responsible for the insurance of the participants in their delegation. Member federations are responsible for taking out insurance to cover illness or injury/life to members of their delegation and/or team when travelling internationally.

Team leaders will be asked to confirm all athletes are medically fit to participate and should have a list of any medications/ allergies/ recent illnesses /injuries of all team members. Medical forms including blood type should be available to the Event Doctor should they be required in case of injury or illness during the competition.



2nd NACAC AGE GROUP U13 & U15 CHAMPIONSHIPS



San Salvador, El Salvador July 26th – 27th, 2019

VISAS

Countries should all consult the nearest El Salvador Embassy or Consulate to confirm if a VISA, other documentation or fees are required to enter.

The Organizing Committee will make every effort to help Federations get your visas, but you must follow the procedures and allow sufficient time to be processed. A letter of invitation will be provided if needed. Please inform the LOC early.

Please check the follow link to confirm if your country need visa <https://rree.gob.sv/visas/>

CURRENCY

Legal currency of El Salvador is the US Dollar (US\$)

NATIONAL FLAGS

Each delegation is requested to provide two national flags for the competition and awards ceremonies decoration. The flags must measure 1.20m x 0.80m and 3m x 2m respectively. They will be flown in the stadium during the competitions.



4. TECHNICAL INFORMATION

FINAL ENTRIES – COMPETITION DAYS

- | | |
|--|---|
| ▪ Friday 26th April 2019 | Confirmation of participation |
| ▪ Friday 31st May | Closing Numerical Entries (athletes and officials quantity) |
| ▪ Friday 28th June | Closing of Final Entries (in official form) |
| ▪ Day 1 Thursday 25th July | Official Arrival of delegations (at noon) |
| Thursday 25th July | Technical Meeting at 7:00 pm Hotel TBD |
| ▪ Day 2 Friday 26th July | Competition Sessions 1 and 2 |
| ▪ Day 3 Saturday 27th July | Competition Sessions 3 and 4 |
| ▪ Day 4 Sunday 28th July | Official Departure of delegations (at noon) |

Final entries deadline is midnight of **Friday 28th June, 2019 (El Salvador time)**. Entries must be emailed to esa@mf.iaaf.org

Send CC to the **Technical Delegate** clementecarlos@yahoo.com

Contact us @: **+503.2298.0842 Federation Offices / +503.7883.7305 Carlos Clemente (Technical Delegate)**

COMPETITION STADIUM

The Championships will take place at the Jorge "Magico" Gonzalez stadium located in San Salvador, El Salvador. The stadium's facility is about 15-25 minutes from the accommodations where the athletes and officials will be staying and has a 400m Synthetic Track. The track has 8 lanes, four (4) areas for long jump and high jump, two (2) areas for baseball throw and two (2) shot put circles. The warm up area will be located close to the stadium. The Call Room will be located in this area. The athletes will report to the Call Room prior to the start of each competition session.



San Salvador, El Salvador July 26th – 27th, 2019

COMPETITION NUMBERS (BIB NUMBERS)

Each athlete will be assigned three (3) competition numbers which must be worn visibly on the breast and back during competition (except in the High Jump). Athletes without numbers will not be allowed to enter competition area. The numbers must not be bent or cut. The third number will be used on the athlete's bag.

TECHNICAL MEETING

The technical meeting will be held at **7:00 pm Thursday July 25th** The place TBD

Questions of a technical nature must be submitted to the Technical Delegate by teams on the prescribed form, no later than 15:00 pm on July 25th. Absolutely no questions will be accepted from the floor during the technical meeting.

The Technical Delegate will preside over the meeting, which will be conducted in English and translated in Spanish. No more than two (2) delegates from each participating team may attend the meeting. The agenda shall be as follows:

AGENDA – TECHNICAL MEETING

1. Welcome
2. Presentation of officials present
3. General information on timetable, rising of the bars, protest, awards, opening and closing ceremonies
4. Answer to delegation questions (submitted previously)
5. Selection of Jury of Appeal
6. Closing

NOTE: Before the meeting, each delegate will receive athlete bib numbers and review the entries lists.

RESULTS OF THE EVENT

As soon as results are compiled it will be posted on the El Salvador Federation website: <https://atletismoelsalvador.revsys.net/> and available for teams.

NACAC AGE GROUP 2019 TECHNICAL RULES

ENTRIES

- Each team may enter two competitors in each combined event per category.
- A maximum of eight (8) athletes in 4 categories will be accepted per country.
- A country can enter a team in one of the categories and be eligible to win that category's championship.
- Countries unable or unwilling to enter full teams in the various categories may enter an individual athlete in any category. No country may enter more than two athletes in any category.

EVENTS AND CATEGORIES

CATEGORY U13 - PENTATHLON

11 - 12 years, born from January 1st, 2007 to December 31st, 2008.

Events: **60 meter dash, 800/1000 meters, Long Jump, High Jump, Baseball Throw.**

Note: 10 year old athletes or younger (born in 2009 or after) and 13 year old athletes or older (born in 2006 or before) will not be able to participate in this category.

CATEGORY U15 - HEPTATHLON

13 - 14 years, born from January 1st, 2005 to December 31st, 2006.

Events: **80 meter dash, 1000/1200 meters, 60/80 meter hurdles, Long Jump, High Jump, Baseball Throw and Shot Put.**

Note: 12 year old athletes or younger (born in 2007 or after) and 15 year old athletes or older (born in 2004 or before) will not be able to participate in this category.

San Salvador, El Salvador July 26th – 27th, 2019

1. REGULATION AND SCORES

Except in cases where something else is specified, the IAAF competition rulebook and the NACAC age group combined events scoring tables will be used. Photo finish equipment will be used for the track events.

2. SPRINTING EVENTS:

- 60 meter dash
- 80 meter dash
- 60 meter hurdles (girls)
- 80 meter hurdles (boys)

Hurdle measurements for girls: (6 hurdles) height: 0.76mts - 30''

- ✓ Start to 1st hurdle 12.00 meters
- ✓ Between hurdles 8.00 meters
- ✓ Last hurdle to finish line 8.00 meters

Hurdle measurements for boys: (8 hurdles) height: 0.84mts - 33''

- ✓ Start to 1st hurdle 13.00 meters
- ✓ Between hurdles 8.50 meters
- ✓ Last hurdle to finish line 7.50 meters

- **Starting blocks are optional but all athletes have to start the sprint events in a starting position. The athletes will receive 2 commands: “on your marks” and “set” before the gun shot.**
- Each competitor will have the right to two (2) false starts; if the athlete has a third false start the athlete will be disqualified.
- In track events, the competitors will have to stay inside their assigned lane and could be disqualified for running outside their lanes.
- In order to obtain points all competitors must complete each race. A competitor who falls will have to stand up and finish the race to accumulate points.

San Salvador, El Salvador July 26th – 27th, 2019

3. HIGH JUMP

Each competitor has a right to complete three (3) tries at each height, starting the jump in two consecutive occasions without completing the jump will constitute a try and will be taken as a foul.

a. The starting height for each category will be:

- Boys 11-12 1.10 cm
- Boys 13-14 1.25 cm
- Girls 11-12 1.00 cm
- Girls 13-14 1.15 cm

b. The cross bar will be elevated:

- 5 cm until three (3) competitors are left.
- 3 cm until the event is completed.

4. LONG JUMP

a. The takeoff board will be white and it must be 1.22m long and 30cm wide.

b. The takeoff board must be set at least 2.00m away from the landing pit.

c. Each competitor will have the right to complete three (3) attempts.

5. BASEBALL THROW

a. An official baseball ball (5onz or 150g) will be used.

b. The throw must be executed over the shoulder.

c. Each competitor will have the right to complete three (3) attempts.

6. SHOT PUT

- a. The shot will weigh 3 kg.
- b. Each competitor will have the right to complete three (3) attempts.
- c. The competitor shall use either the full technique or the final phase.

7. RELAYS

- a. A 4x100m mixed gender relay will be run for each category. (U13 and U15)
- b. The relay must be composed of two (2) boys and two (2) girls
- c. The order of the team is decision of each team (e.g. boy, girl, boy, girl)
- d. The Exchange zone of the baton will be of twenty (30) meters and there will be no pre-zone or acceleration zone.
- e. No points will be awarded for the relays. Nevertheless, the first three (3) places of each category will be awarded.

AWARDS AND SCORING

Scoring will be done in accordance with the games scoring tables for NACAC age group competition. Awards will be presented in the following way:

- a) A Gold, Silver and Bronze medal will be awarded for the **first three places in each individual event** in each category. Competitors who finish **4th - 8th** in each event will receive a ribbon or medal.
- b) A trophy will be awarded to the **first three overall INDIVIDUAL winners in each category** with the highest total number of cumulative points in the entire competition. *TOTAL 12 TROPHIES (4 categories)*
- c) A trophy will be awarded to the **first three TEAMS in each category** with the highest total number of cumulative points in the entire competition. *TOTAL 12 TROPHIES (4 categories)*
- d) A trophy will be awarded to the **COUNTRY with the grand total** sum of all the points of all the categories. This will include both divisions, male and female. **1 TROPHY**

VISIT EL SALVADOR



COMPETITION SITES

From the airport to San Salvador Hotels – 45-60 minutes

From the San Salvador Hotels to the Nacional Stadium – 30 minutes

TOURISTS SITES

From San Salvador to La Libertad Beach – 45 minutes

From San Salvador to Ilopango Lake – 30 minutes

From San Salvador to Coatepeque Lake and Santa Ana Volcano – 75 minutes

From San Salvador to San Salvador volcano – 20 minutes

INFO LINKS

<http://elsalvador.travel/en/>