

# Athletics

NACAC U18 & U23 Championship

Estadio Nacional, San José, CRC

July 21 - 23, 2023

## FINAL RESULTS



**R** EVSYS Athletics

# Age Group **U18, Women**

# NACAC U18 & U23 Championship

Estadio Nacional, San José, CRC - 21 al 23 de Julio, 2023



## FINAL RESULTS

### Semifinal 100 Metres U18, Women

RNAU18: 11.11 +1.5, Brianna Williams (JAM), 2019

Pos	Athlete Name	Number	Birthdate	Age	Team	Lane	Mark	
<b>HEAT # 1</b>								
1	Theianna-Lee TERRELONGE	300	17/10/2007	16	Jamaica	4	Q 11.49	+0.9 m/s
2	La ´Nica LOCKER	9	27/02/2006	17	Antigua & Barbuda	3	Q 11.63	+0.9 m/s
3	Symphony PATRICK	376	09/07/2007	16	Trinidad And Tobago	6	q 11.92	+0.9 m/s
4	Karina Lyan FRANCESCHI Rivera	325	17/04/2006	17	Puerto Rico	2	11.95	+0.9 m/s
5	Sage CONNOR	2	13/06/2006	17	Anguilla	7	12.37	+0.9 m/s
6	Wendy Michell FLORES Lopez	185	20/12/2006	17	Costa Rica	1	12.75	+0.9 m/s
7	Jamiah NABBIE	29	15/12/2007	16	Bahamas	5	17.83	+0.9 m/s

<b>HEAT # 2</b>								
1	Frances Joely COLON Vazquez	318	16/03/2006	17	Puerto Rico	4	Q 11.57	+1.0 m/s
2	Abigail WOLFE	237	14/07/2006	17	Jamaica	5	Q 11.90	+1.0 m/s
3	Aniya NURSE	61	11/07/2008	15	Barbados	3	11.93	+1.0 m/s
4	Sariah DORESCA	233	20/08/2007	16	Haiti	6	11.94	+1.0 m/s
5	Makenna SELF	122	11/10/2007	16	Canada	2	12.31	+1.0 m/s
6	Samaria HODGE	3	31/12/2007	16	Anguilla	7	12.54	+1.0 m/s

<b>HEAT # 3</b>								
1	Shatalya DORSETT	47	13/06/2006	17	Bahamas	4	Q 11.69	+1.7 m/s
2	Geolyna DOWDY	7	23/06/2006	17	Antigua & Barbuda	5	Q 11.74	+1.7 m/s
3	Stryker ZABLOCKI	130	17/01/2007	16	Canada	6	q 11.87	+1.7 m/s
4	Alexxe HENRY	343	20/07/2007	16	Trinidad And Tobago	3	11.95	+1.7 m/s
5	Brooklyn LYTTLE	73	19/09/2008	15	Belize	2	12.23	+1.7 m/s
6	Shannell Alexia PERKINS Wellington	179	05/10/2006	17	Costa Rica	7	12.79	+1.7 m/s

### General Results

Pos	Athlete Name	Team	Heat	Mark	Wind
1	Theianna-Lee TERRELONGE	Jamaica	1	Q 11.49	+0.9 m/s
2	Frances Joely COLON Vazquez	Puerto Rico	2	Q 11.57	+1.0 m/s
3	La ´Nica LOCKER	Antigua & Barbuda	1	Q 11.63	+0.9 m/s
4	Shatalya DORSETT	Bahamas	3	Q 11.69	+1.7 m/s
5	Geolyna DOWDY	Antigua & Barbuda	3	Q 11.74	+1.7 m/s
6	Stryker ZABLOCKI	Canada	3	q 11.87	+1.7 m/s
7	Abigail WOLFE	Jamaica	2	Q 11.90	+1.0 m/s
8	Symphony PATRICK	Trinidad And Tobago	1	q 11.92	+0.9 m/s
9	Aniya NURSE	Barbados	2	11.93	+1.0 m/s
10	Sariah DORESCA	Haiti	2	11.94	+1.0 m/s
11	Karina Lyan FRANCESCHI Rivera	Puerto Rico	1	11.95	+0.9 m/s
11	Alexxe HENRY	Trinidad And Tobago	3	11.95	+1.7 m/s
13	Brooklyn LYTTLE	Belize	3	12.23	+1.7 m/s
14	Makenna SELF	Canada	2	12.31	+1.0 m/s
15	Sage CONNOR	Anguilla	1	12.37	+0.9 m/s
16	Samaria HODGE	Anguilla	2	12.54	+1.0 m/s
17	Wendy Michell FLORES Lopez	Costa Rica	1	12.75	+0.9 m/s
18	Shannell Alexia PERKINS Wellington	Costa Rica	3	12.79	+1.7 m/s
19	Jamiah NABBIE	Bahamas	1	17.83	+0.9 m/s

# NACAC U18 & U23 Championship

Estadio Nacional, San José, CRC - 21 al 23 de Julio, 2023



## FINAL RESULTS

### Final 100 Metres U18, Women

RNAU18: 11.11 +1.5, Brianna Williams (JAM), 2019

Pos	Athlete Name	Number	Birthdate	Age	Team	Lane	Mark	
1	Theianna-Lee TERRELONGE	300	17/10/2007	16	<b>Jamaica</b>	4	<b>11.41</b>	+1.2 m/s
2	Frances Joely COLON Vazquez	318	16/03/2006	17	<b>Puerto Rico</b>	5	<b>11.50</b>	+1.2 m/s
3	La ´Nica LOCKER	9	27/02/2006	17	<b>Antigua &amp; Barbuda</b>	3	<b>11.54</b>	+1.2 m/s
4	Geolyna DOWDY	7	23/06/2006	17	<b>Antigua &amp; Barbuda</b>	2	<b>11.59</b>	+1.2 m/s
5	Shatalya DORSETT	47	13/06/2006	17	<b>Bahamas</b>	6	<b>11.74</b>	+1.2 m/s
6	Abigail WOLFE	237	14/07/2006	17	<b>Jamaica</b>	1	<b>11.83</b>	+1.2 m/s
7	Stryker ZABLOCKI	130	17/01/2007	16	<b>Canada</b>	7	<b>11.86</b>	+1.2 m/s
8	Symphony PATRICK	376	09/07/2007	16	<b>Trinidad And Tobago</b>	8	<b>11.97</b>	+1.2 m/s

# NACAC U18 & U23 Championship

Estadio Nacional, San José, CRC - 21 al 23 de Julio, 2023



## FINAL RESULTS

### Semifinal 200 Metres U18, Women

RNAU18: 23.78, Alana Reid (JAM), 2021

Pos	Athlete Name	Number	Birthdate	Age	Team	Lane	Mark	
<b>HEAT # 1</b>								
1	Frances Joely COLON Vazquez	318	16/03/2006	17	Puerto Rico	5	Q 24.44	0.0 m/s
2	Sariah DORESCA	233	20/08/2007	16	Haiti	2	Q 24.57	0.0 m/s
3	Geolyna DOWDY	7	23/06/2006	17	Antigua & Barbuda	6	q 24.67	0.0 m/s
4	Sage CONNOR	2	13/06/2006	17	Anguilla	7	25.13	0.0 m/s
	Alexxe HENRY	343	20/07/2007	16	Trinidad And Tobago	3	DNF	0.0 m/s
	Abigail WOLFE	237	14/07/2006	17	Jamaica	4	DNS	0.0 m/s

Pos	Athlete Name	Number	Birthdate	Age	Team	Lane	Mark	
<b>HEAT # 2</b>								
1	Theianna-Lee TERRELONGE	300	17/10/2007	16	Jamaica	6	Q 23.86	+1.7 m/s
2	La ´Nica LOCKER	9	27/02/2006	17	Antigua & Barbuda	4	Q 24.10	+1.7 m/s
3	Nia RICHARDS	40	24/07/2006	17	Bahamas	3	24.79	YC +1.7 m/s
4	Janae DE GANNES	356	17/10/2006	17	Trinidad And Tobago	5	25.06	+1.7 m/s
5	Gracy SMITH	112	16/08/2006	17	Canada	2	25.68	+1.7 m/s
6	Samaria HODGE	3	31/12/2007	16	Anguilla	7	26.55	+1.7 m/s

Pos	Athlete Name	Number	Birthdate	Age	Team	Lane	Mark	
<b>HEAT # 3</b>								
1	Shatalya DORSETT	47	13/06/2006	17	Bahamas	4	Q 24.40	-0.3 m/s
2	Sofia SWINDELL	452	17/03/2007	16	Virgin Islands	6	Q 24.53	-0.3 m/s
3	Aniya NURSE	61	11/07/2008	15	Barbados	5	q 24.55	-0.3 m/s
4	Estefania De Los Angeles RIVERA Gc	317	06/03/2006	17	Puerto Rico	2	25.07	-0.3 m/s
5	Breanne BARNETT	227	21/12/2007	16	Haiti	3	25.53	-0.3 m/s
6	Wendy Michell FLORES Lopez	185	20/12/2006	17	Costa Rica	7	26.77	-0.3 m/s

### General Results

Pos	Athlete Name	Team	Heat	Mark	Wind
1	Theianna-Lee TERRELONGE	Jamaica	2 Q	23.86	+1.7 m/s
2	La ´Nica LOCKER	Antigua & Barbuda	2 Q	24.10	+1.7 m/s
3	Shatalya DORSETT	Bahamas	3 Q	24.40	-0.3 m/s
4	Frances Joely COLON Vazquez	Puerto Rico	1 Q	24.44	0.0 m/s
5	Sofia SWINDELL	Virgin Islands	3 Q	24.53	-0.3 m/s
6	Aniya NURSE	Barbados	3 q	24.55	-0.3 m/s
7	Sariah DORESCA	Haiti	1 Q	24.57	0.0 m/s
8	Geolyna DOWDY	Antigua & Barbuda	1 q	24.67	0.0 m/s
9	Nia RICHARDS	Bahamas	2	24.79	YC +1.7 m/s
10	Janae DE GANNES	Trinidad And Tobago	2	25.06	+1.7 m/s
11	Estefania De Los Angeles RIVERA Gon;	Puerto Rico	3	25.07	-0.3 m/s
12	Sage CONNOR	Anguilla	1	25.13	0.0 m/s
13	Breanne BARNETT	Haiti	3	25.53	-0.3 m/s
14	Gracy SMITH	Canada	2	25.68	+1.7 m/s
15	Samaria HODGE	Anguilla	2	26.55	+1.7 m/s
16	Wendy Michell FLORES Lopez	Costa Rica	3	26.77	-0.3 m/s
	Alexxe HENRY	Trinidad And Tobago	1	DNF	
	Abigail WOLFE	Jamaica	1	DNS	

# NACAC U18 & U23 Championship

Estadio Nacional, San José, CRC - 21 al 23 de Julio, 2023



## FINAL RESULTS

### Final 200 Metres U18, Women

RNAU18: 23.78, Alana Reid (JAM), 2021

Pos	Athlete Name	Number	Birthdate	Age	Team	Lane	Mark	
1	Theianna-Lee TERRELONGE	300	17/10/2007	16	Jamaica	4	23.53	(RNACU18) -0.9 m/s
2	La 'Nica LOCKER	9	27/02/2006	17	Antigua & Barbuda	5	23.64	-0.9 m/s
3	Frances Joely COLON Vazquez	318	16/03/2006	17	Puerto Rico	3	24.08	-0.9 m/s
4	Geolyna DOWDY	7	23/06/2006	17	Antigua & Barbuda	8	24.25	-0.9 m/s
5	Shatalya DORSETT	47	13/06/2006	17	Bahamas	6	24.47	-0.9 m/s
6	Aniya NURSE	61	11/07/2008	15	Barbados	7	24.60	-0.9 m/s
7	Sofia SWINDELL	452	17/03/2007	16	Virgin Islands	2	24.64	-0.9 m/s
8	Sariah DORESCA	233	20/08/2007	16	Haiti	1	24.79	-0.9 m/s

### Final 400 Metres U18, Women

RNAU18: 53.92, Caitlyn Bobb (BER), 2019

Pos	Athlete Name	Number	Birthdate	Age	Team	Lane	Mark	
1	Chloe SYMON	104	08/06/2007	16	Canada	5	55.37	
2	Akira MALAVER	342	16/08/2008	15	Trinidad And Tobago	2	55.77	
3	Breanne BARNETT	227	21/12/2007	16	Haiti	7	56.01	
4	Ariel ARCHER	62	08/02/2007	16	Barbados	3	56.96	
	Abrina WRIGHT	239	07/09/2006	17	Jamaica	6	DNS	
	Sabrina DOCKERY	292	17/09/2006	17	Jamaica	4	DNS	

### Final 800 Metres U18, Women

RNAU18: 02:10.28, Lorena Itzel Rangel (MEX), 2019

Pos	Athlete Name	Number	Birthdate	Age	Team	Mark	
1	Michelle SMITH	450	18/06/2006	17	Virgin Islands	02:09.90	(RNACU18)
2	Stephanie BERTRAM	129	21/11/2006	17	Canada	02:10.88	
3	Gabriella RUGGERI	111	13/03/2007	16	Canada	02:12.04	
4	Esmeralda ISABEL Ríos	307	05/10/2006	17	Nicaragua	02:21.26	
5	Antonella LANUZA Alfaro	145	20/07/2008	15	Costa Rica	02:26.66	

### Final 1.500 Metres U18, Women

RNAU18: 04:44.89, Kendra Lewis (CAN), 2019

Pos	Athlete Name	Number	Birthdate	Age	Team	Mark	
1	Abby LEWIS	93	28/08/2006	17	Canada	04:35.01	(RNACU18)
2	Stephanie BERTRAM	129	21/11/2006	17	Canada	04:37.97	
3	Ashlyn SIMMONS	63	06/10/2007	16	Barbados	04:49.18	
4	Esmeralda ISABEL Ríos	307	05/10/2006	17	Nicaragua	05:11.31	
5	Antonella LANUZA Alfaro	145	20/07/2008	15	Costa Rica	05:28.54	
	Erin BARR	27	11/10/2007	16	Bahamas	DNS	

# NACAC U18 & U23 Championship

Estadio Nacional, San José, CRC - 21 al 23 de Julio, 2023



## FINAL RESULTS

### Final 3.000 Metres U18, Women

RNAU18: 10:16.70, Sabrina Salcedo (MEX), 2019

Pos	Athlete Name	Number	Birthdate	Age	Team	Mark
1	Abby LEWIS	93	28/08/2006	17	Canada	<b>10:01.67</b> (RNACU18)
2	Karla Yuliza RODAS Santizo	214	05/07/2007	16	Guatemala	<b>11:22.26</b>
3	Maria Paula LEIVA Rojas	170	05/10/2007	16	Costa Rica	<b>11:58.96</b>
4	Erin BARR	27	11/10/2007	16	Bahamas	<b>12:32.09</b>
5	Chanyah TAYLOR	23	01/03/2006	17	Bahamas	<b>13:44.44</b>

### Final 5.000 Metres Race Walk U18, Women

RNAU18: 23:18.14, Sharon Lisseth Herrera (CRC), 2021

Pos	Athlete Name	Number	Birthdate	Age	Team	Mark
1	María José GONZÁLEZ Pérez	218	19/03/2006	17	Guatemala	<b>25:41.65</b>
2	Chelsea Yuliana ARAYA Ulloa	149	17/10/2006	17	Costa Rica	<b>27:33.57</b>
3	Keesha Lee VAZQUEZ Gonzalez	326	08/03/2006	17	Puerto Rico	<b>29:07.76</b>

### Final 100 Metres Hurdles 0.76 U18, Women

RNAU18: 13.19 +0.8, Crystal Morrison (JAM), 2019

Pos	Athlete Name	Number	Birthdate	Age	Team	Lane	Mark	
1	Naomi BYAM	125	06/06/2006	17	Canada	6	<b>13.77</b>	+0.5 m/s
2	Michelle SMITH	450	18/06/2006	17	Virgin Islands	5	<b>13.88</b>	+0.5 m/s
3	Sofía SWINDELL	452	17/03/2007	16	Virgin Islands	2	<b>14.01</b>	+0.5 m/s
4	Sara MCKEE	128	08/10/2006	17	Canada	3	<b>14.11</b>	+0.5 m/s
5	Darvinique DEAN	24	11/01/2008	15	Bahamas	7	<b>14.81</b>	+0.5 m/s
6	María Alejandra CAMPOSANO Paiz	216	19/08/2006	17	Guatemala	1	<b>14.94</b>	+0.5 m/s
7	Maria Jose ROJAS Gamboa	168	16/07/2008	15	Costa Rica	8	<b>19.94</b>	+0.5 m/s
	Briana CAMPBELL	247	07/11/2006	17	Jamaica	4	<b>DNS</b>	+0.5 m/s

### Final 400 Metres Hurdles 0.76 U18, Women

RNAU18: 01:03.36, Alliah Baker (JAM), 2021

Pos	Athlete Name	Number	Birthdate	Age	Team	Lane	Mark
1	Michelle SMITH	450	18/06/2006	17	Virgin Islands	5	<b>56.99</b> (RNACU18)
2	Darvinique DEAN	24	11/01/2008	15	Bahamas	4	<b>01:01.13</b>
3	Keneisha SHELBOURNE	362	19/09/2006	17	Trinidad And Tobago	3	<b>01:01.68</b>
4	Jaynae PINDER	30	15/01/2006	17	Bahamas	6	<b>01:07.66</b>
5	Elineth Francela NAVARRO Amador	151	01/04/2006	17	Costa Rica	2	<b>01:08.13</b>
6	Victoria JARA Alfaro	183	24/07/2008	15	Costa Rica	7	<b>01:16.82</b>

# NACAC U18 & U23 Championship

Estadio Nacional, San José, CRC - 21 al 23 de Julio, 2023



## FINAL RESULTS

### Final 4x100 Metres Relay U18, Women

RNAU18: 45.02, K.Sloley - A.Nugent - B.Hall - C.Morrison (JAM), 2019

Pos	Athlete Name	Number	Birthdate	Age	Team	Lane	Mark
1	Symphony Patrick - Janae De Gannes - Gianna Paul - Akira Malaver				<b>Trinidad And Tobago</b>		<b>45.99</b>
2	Phebe Thompson - Shatalya Dorsett - Nia Richards - Shayann Demeritte				<b>Bahamas</b>		<b>46.42</b>
3	Legna Echevarria - Frances Colon - Darelis Dominguez - Karina Franceschi				<b>Puerto Rico</b>		<b>46.49</b>
4	Makenna Self - Stryker Zablocki - Gracy Smith - Naomi Byam				<b>Canada</b>		<b>46.57</b>
5	Norma Canossa - Mariangel Nuñez - Wendy Flores - Shannell Perkins				<b>Costa Rica</b>		<b>50.56</b>

### Final 4x400 Metres Relay U18, Women

Pos	Athlete Name	Number	Birthdate	Age	Team	Lane	Mark
1	Naomi Byam - Stryker Zablocki - Gracy Smith - Chloe Symon				<b>Canada</b>		<b>03:49.97</b>
2	Darvinique Dean - Shatalya Dorsett - Nya Wright - Alexis Roberts				<b>Bahamas</b>		<b>03:51.20</b>
3	Elineth Navarro - Victoria Jara - Antonella Lanuza - Mariangel Nuñez				<b>Costa Rica</b>		<b>04:08.98</b>

### Final High Jump U18, Women

RNAU18: 1.71, Rasheda Samuels (JAM), 2021

Pos	Athlete Name	Number	Birthdate	Age	Team	Mark
1	Jah,Kyla MORTON	<b>88</b>	09/02/2007	16	<b>British Virgin Islands</b>	<b>1.74 m</b> (RNACU18)
2	Keneisha SHELBOURNE	<b>362</b>	19/09/2006	17	<b>Trinidad And Tobago</b>	<b>1.71 m</b>
3	Koi ADDERLEY	<b>35</b>	27/05/2006	17	<b>Bahamas</b>	<b>1.65 m</b>
4	Tylah PRATT	<b>56</b>	01/06/2007	16	<b>Bahamas</b>	<b>1.60 m</b>
5	Valentina BRENES Borbon	<b>182</b>	22/06/2008	15	<b>Costa Rica</b>	<b>1.60 m</b>
	Maria Jose ROJAS Gamboa	<b>168</b>	16/07/2008	15	<b>Costa Rica</b>	<b>DNS</b>

#### Detail

1.45 1.50 1.55 1.60 1.65 1.68 1.71 1.74 1.77

Athlete Name	Team	1.45	1.50	1.55	1.60	1.65	1.68	1.71	1.74	1.77
jah,kyla MORTON	british virgir	-	o	o	o	o	o	xxo	o	xxx
keneisha SHELBOURNE	trinidad and	-	o	-	o	o	-	xo	xxx	
koi ADDERLEY	bahamas	-	o	o	o	o	xxx			
tylah PRATT	bahamas	-	o	o	xo	xxx				
valentina BRENES	costa rica	o	o	xxo	xo	xxx				



# NACAC U18 & U23 Championship

Estadio Nacional, San José, CRC - 21 al 23 de Julio, 2023



## FINAL RESULTS

### Final Long Jump U18, Women

RNAU18: 5.86 +1.4, Anthaya Charlton (BAH), 2019

Pos	Athlete Name	Number	Birthdate	Age	Team	Mark	Wind
1	Janae DE GANNES	356	17/10/2006	17	Trinidad And Tobago	<b>6.11 m</b> (RNACU18)	+1.7 m/s
2	Legna Edith ECHEVARRIA Alvarez	327	11/03/2006	17	Puerto Rico	<b>6.08 m</b>	+2.3 m/s
3	Brooklyn LYTTLE	73	19/09/2008	15	Belize	<b>5.72 m</b>	+2.2 m/s
4	Lanaisha LUBIN	37	05/12/2006	17	Bahamas	<b>5.53 m</b>	+3.7 m/s
5	Phebe THOMPSON	42	02/01/2007	16	Bahamas	<b>5.49 m</b>	+1.2 m/s
6	A´Sia MCMASTER	84	30/08/2007	16	British Virgin Islands	<b>5.45 m</b>	+0.5 m/s
7	Darelis DOMINGUEZ Bernard	313	09/10/2006	17	Puerto Rico	<b>5.10 m</b>	+3.0 m/s

#### Detail

		1	2	3	4	5	6
janae DE GANNES	trinidad and to	<b>6.11</b> +1.7	-	<b>5.59</b> +1.9	-	<b>5.99</b> +2.7	<b>6.06</b> +0.3
legna edith ECHEVARRIA	puerto rico	<b>5.49</b> +4.1	<b>5.68</b> +2.0	<b>5.52</b> +2.2	<b>5.83</b> +1.5	<b>6.08</b> +2.3	<b>x</b>
brooklyn LYTTLE	belize	<b>5.39</b> +2.0	<b>x</b>	<b>x</b>	<b>5.34</b> 0.0	<b>5.72</b> +2.2	<b>5.61</b> +1.8
lanaisha LUBIN	bahamas	<b>5.39</b> +2.9	<b>5.51</b> +1.3	<b>5.37</b> +1.5	<b>5.53</b> +3.7	<b>4.78</b> +1.9	<b>5.19</b> +0.2
phebe THOMPSON	bahamas	<b>5.28</b> +0.8	<b>5.49</b> +1.2	<b>x</b>	<b>5.33</b> +2.5	<b>5.40</b> +2.0	<b>5.48</b> 0.0
a´sia MCMASTER	british virgin is	<b>5.40</b> +4.3	<b>5.37</b> -0.2	<b>5.45</b> +0.5	<b>5.31</b> +4.5	<b>5.42</b> +2.1	<b>5.20</b> +2.1
darelis DOMINGUEZ	puerto rico	<b>4.98</b> +6.4	<b>4.90</b> +0.8	<b>4.87</b> +1.2	<b>x</b>	<b>5.10</b> +3.0	<b>4.98</b> +0.3

### Final Triple Jump U18, Women

RNAU18: 13.13 +1.4, Mahalia Mitchell (CAN), 2019

Pos	Athlete Name	Number	Birthdate	Age	Team	Mark	Wind
1	Asia PHILLIPS	100	19/03/2006	17	Canada	<b>13.55 m</b> (RNACU18)	+0.7 m/s
2	Jaeda ROBINSON	266	22/08/2008	15	Jamaica	<b>12.14 m</b>	+2.0 m/s
3	Brooklyn LYTTLE	73	19/09/2008	15	Belize	<b>11.65 m</b>	+2.9 m/s
4	Bayli MAJOR	16	04/12/2007	16	Bahamas	<b>11.61 m</b>	+2.0 m/s
5	Lanaisha LUBIN	37	05/12/2006	17	Bahamas	<b>11.61 m</b>	+3.8 m/s
	Rohanna SUDLOW	289	04/08/2006	17	Jamaica	<b>DNS</b>	

#### Detail

		1	2	3	4	5	6
asia PHILLIPS	canada	<b>13.04</b> +1.1	<b>12.66</b> +1.1	-	<b>13.55</b> +0.7	-	<b>13.28</b> +0.4
jaeda ROBINSON	jamaica	<b>11.80</b> 0.0	<b>11.79</b> +0.6	<b>12.14</b> +2.0	<b>11.64</b> +0.1	<b>11.58</b> +0.3	<b>11.37</b> +0.1
brooklyn LYTTLE	belize	<b>x</b>	<b>11.54</b> +2.3	<b>11.65</b> +2.9	<b>11.40</b> +0.3	<b>11.01</b> +0.1	<b>11.14</b> +0.3
bayli MAJOR	bahamas	<b>11.48</b> +2.8	<b>11.41</b> +1.9	<b>10.61</b> +0.3	<b>11.61</b> +2.0	<b>11.13</b> +0.1	<b>11.25</b> +1.3
lanaisha LUBIN	bahamas	<b>10.93</b> +0.4	<b>11.35</b> +0.7	<b>11.61</b> +3.8	<b>9.91</b> +0.6	<b>11.16</b> 0.0	<b>11.46</b> +0.1

# NACAC U18 & U23 Championship

Estadio Nacional, San José, CRC - 21 al 23 de Julio, 2023



## FINAL RESULTS

### Final Shot Put 3 kg U18, Women

RNAU18: 14.99, Maria Fernanda Flores (MEX), 2019

Pos	Athlete Name	Number	Birthdate	Age	Team	Mark
1	Peyton WINTER	370	17/06/2008	15	Trinidad And Tobago	14.53 m
2	Annae MACKEY	14	11/09/2006	17	Bahamas	13.09 m
3	Mikayla BROWN	138	27/01/2007	16	Cayman Islands	12.65 m
4	Cailyn JOHNSON	19	27/12/2006	17	Bahamas	12.28 m
5	Davina BROWNE	449	13/09/2006	17	Virgin Islands	8.83 m

#### Detail

		1	2	3	4	5	6
peyton WINTER	trinidad and to	12.72	14.53	x	13.43	14.43	13.87
annae MACKEY	bahamas	x	11.34	x	12.64	13.09	1.66
mikayla BROWN	cayman islands	12.29	x	11.55	11.40	11.90	12.65
cailyn JOHNSON	bahamas	12.28	11.78	11.53	x	10.83	12.18
davina BROWNE	virgin islands	8.73	7.44	7.87	8.83	8.49	8.49

### Final Javelin Throw 500g U18, Women

RNAU18: 48.53, Xochilt Montoya (MEX), 2019

Pos	Athlete Name	Number	Birthdate	Age	Team	Mark
1	Ciara Marie MARTINEZ	312	26/09/2006	17	Puerto Rico	44.94 m
2	Dior-Rae SCOTT	26	14/03/2008	15	Bahamas	41.39 m
3	Taysha STUBBS	53	28/12/2007	16	Bahamas	40.68 m
4	Amanda Maria JARA Mendez	142	18/08/2006	17	Costa Rica	35.99 m
5	Davina BROWNE	449	13/09/2006	17	Virgin Islands	25.12 m

#### Detail

		1	2	3	4	5	6
ciara marie MARTINEZ	puerto rico	36.51	41.99	44.94	43.34	44.50	43.70
dior-rae SCOTT	bahamas	41.39	41.05	34.36	x	38.92	41.19
taysha STUBBS	bahamas	39.05	35.40	40.68	38.72	39.41	40.31
amanda maria JARA	costa rica	x	32.68	32.25	32.84	x	35.99
davina BROWNE	virgin islands	23.49	22.95	25.12	23.06	x	21.12

# NACAC U18 & U23 Championship

Estadio Nacional, San José, CRC - 21 al 23 de Julio, 2023



## FINAL RESULTS

### Final Discus Throw 1 kg U18, Women

RNAU18: 45.37, Cedricka Williams (JAM), 2021

Pos	Athlete Name	Number	Birthdate	Age	Team	Mark
1	Cailyn JOHNSON	19	27/12/2006	17	Bahamas	40.85 m
2	Ruth IRVINE	372	07/03/2006	17	Trinidad And Tobago	33.82 m
3	Luna Sherlyn MORA Sanchez	166	11/11/2006	17	Costa Rica	32.76 m
4	Annae MACKEY	14	11/09/2006	17	Bahamas	32.67 m
5	Abigail Dariana FERNANDEZ Chanto	140	03/03/2007	16	Costa Rica	25.57 m
	Able MILLS	238	26/01/2007	16	Jamaica	DNS
	Shamoyea MORRIS	294	02/01/2006	17	Jamaica	DNS

#### Detail

		1	2	3	4	5	6
cailyn JOHNSON	bahamas	39.81	x	40.85	x	38.47	x
ruth IRVINE	trinidad and to	33.82	29.54	33.36	30.02	x	x
luna sherlyn MORA	costa rica	32.76	30.12	x	x	32.07	31.90
annaе MACKEY	bahamas	x	30.26	25.98	x	x	32.67
abigail dariana FERNAND	costa rica	x	23.84	25.57	x	x	x

### Final Heptathlon U18, Women

Pos	Athlete Name	100mH	HJ	SP	200m	LJ	JT	800m	Mark
1	Gianna PAUL Trinidad And Tobago	+2.8 14.25 943 pts	1.59 724 pts	10.47 560 pts	+1.0 24.85 901 pts	+2.0 5.11 589 pts	24.80 379 pts	2:44.50 522 pts	4618 pts
2	Tenique VINCENT Trinidad And Tobago	+2.8 14.91 854 pts	1.71 867 pts	11.32 616 pts	+1.0 26.12 787 pts	+1.6 5.01 562 pts	25.86 398 pts	2:45.04 516 pts	4600 pts
3	Mariangel NUÑEZ Quesada Costa Rica	+2.8 14.67 886 pts	1.41 523 pts	11.70 641 pts	+1.0 25.97 800 pts	-0.9 4.73 487 pts	NM 0 pts	2:26.92 732 pts	4069 pts
4	Angely CABEZAS Valerio Costa Rica	+2.8 16.06 707 pts	1.53 655 pts	9.38 489 pts	+1.0 27.96 634 pts	+1.3 4.84 516 pts	34.71 566 pts	2:48.24 482 pts	4049 pts
5	Akyra JOSEPH Virgin Islands	+2.8 16.20 690 pts	1.47 588 pts	9.08 469 pts	+1.0 26.38 764 pts	+1.2 5.05 573 pts	18.18 255 pts	3:03.47 334 pts	3673 pts

### Points Heptathlon - 100 Metres Hurdles 0.76 (1) U18, Women

Pos	Athlete Name	Number	Birthdate	Age	Team	Lane	Mark
1	Gianna PAUL	352	10/08/2006	17	Trinidad And Tobago	4	14.25 943 pts +2.8 m/s
2	Mariangel NUÑEZ Quesada	171	24/08/2006	17	Costa Rica	2	14.67 886 pts +2.8 m/s
3	Tenique VINCENT	378	14/03/2008	15	Trinidad And Tobago	6	14.91 854 pts +2.8 m/s
4	Angely CABEZAS Valerio	143	12/10/2006	17	Costa Rica	5	16.06 707 pts +2.8 m/s
5	Akyra JOSEPH	448	02/02/2007	16	Virgin Islands	3	16.20 690 pts +2.8 m/s

## FINAL RESULTS

### Points Heptathlon - High Jump (2) U18, Women

Pos	Athlete Name	Number	Birthdate	Age	Team	Mark	
1	Tenique VINCENT	378	14/03/2008	15	Trinidad And Tobago	1.71 m	867 pts
2	Gianna PAUL	352	10/08/2006	17	Trinidad And Tobago	1.59 m	724 pts
3	Angely CABEZAS Valerio	143	12/10/2006	17	Costa Rica	1.53 m	655 pts
4	Akyra JOSEPH	448	02/02/2007	16	Virgin Islands	1.47 m	588 pts
5	Mariangel NUÑEZ Quesada	171	24/08/2006	17	Costa Rica	1.41 m	523 pts

#### Detail

1.35 1.38 1.41 1.44 1.47 1.50 1.53 1.56 1.59 1.62 1.65 1.68 1.71 1.74

Athlete Name	Team	1.35	1.38	1.41	1.44	1.47	1.50	1.53	1.56	1.59	1.62	1.65	1.68	1.71	1.74
tenique VINCENT	trinidad and	-	-	-	-	-	o	o	o	o	o	xo	xxo	xxo	xxx
gianna PAUL	trinidad and	-	-	-	-	-	xo	xxo	o	xo	xxx				
angely CABEZAS	costa rica	-	-	o	-	o	-	xo	xxx						
akyra JOSEPH	virgin island	o	o	o	o	o	xxx								
mariangel NUÑEZ	costa rica	o	xo	xxo	xxx										

### Points Heptathlon - Shot Put 3 kg (3) U18, Women

Pos	Athlete Name	Number	Birthdate	Age	Team	Mark	
1	Mariangel NUÑEZ Quesada	171	24/08/2006	17	Costa Rica	11.70 m	641 pts
2	Tenique VINCENT	378	14/03/2008	15	Trinidad And Tobago	11.32 m	616 pts
3	Gianna PAUL	352	10/08/2006	17	Trinidad And Tobago	10.47 m	560 pts
4	Angely CABEZAS Valerio	143	12/10/2006	17	Costa Rica	9.38 m	489 pts
5	Akyra JOSEPH	448	02/02/2007	16	Virgin Islands	9.08 m	469 pts

#### Detail

1 2 3 4 5 6

Athlete Name	Team	1	2	3	4	5	6
mariangel NUÑEZ	costa rica	11.18	10.54	11.70			
tenique VINCENT	trinidad and to	11.32	10.33	9.62			
gianna PAUL	trinidad and to	9.60	9.73	10.47			
angely CABEZAS	costa rica	9.03	9.38	9.35			
akyra JOSEPH	virgin islands	8.87	8.44	9.08			

### Points Heptathlon - 200 Metres (4) U18, Women

Pos	Athlete Name	Number	Birthdate	Age	Team	Lane	Mark		
1	Gianna PAUL	352	10/08/2006	17	Trinidad And Tobago	4	24.85	901 pts	+1.0 m/s
2	Mariangel NUÑEZ Quesada	171	24/08/2006	17	Costa Rica	6	25.97	800 pts	+1.0 m/s
3	Tenique VINCENT	378	14/03/2008	15	Trinidad And Tobago	5	26.12	787 pts	+1.0 m/s
4	Akyra JOSEPH	448	02/02/2007	16	Virgin Islands	3	26.38	764 pts	+1.0 m/s
5	Angely CABEZAS Valerio	143	12/10/2006	17	Costa Rica	2	27.96	634 pts	+1.0 m/s

## FINAL RESULTS

### Points Heptathlon - Long Jump (5)

#### U18, Women

Pos	Athlete Name	Number	Birthdate	Age	Team	Mark		Wind
1	Gianna PAUL	352	10/08/2006	17	Trinidad And Tobago	<b>5.11 m</b>	589 pts	+2.0 m/s
2	Akyra JOSEPH	448	02/02/2007	16	Virgin Islands	<b>5.05 m</b>	573 pts	+1.2 m/s
3	Tenique VINCENT	378	14/03/2008	15	Trinidad And Tobago	<b>5.01 m</b>	562 pts	+1.6 m/s
4	Angely CABEZAS Valerio	143	12/10/2006	17	Costa Rica	<b>4.84 m</b>	516 pts	+1.3 m/s
5	Mariangel NUÑEZ Quesada	171	24/08/2006	17	Costa Rica	<b>4.73 m</b>	487 pts	-0.9 m/s

#### Detail

		1	2	3	4	5	6
gianna PAUL	trinidad and to	<b>5.11</b>	+2.0	<b>4.84</b>	+2.2	<b>x</b>	
akyra JOSEPH	virgin islands	<b>4.47</b>	+1.8	<b>4.71</b>	+2.4	<b>5.05</b>	+1.2
tenique VINCENT	trinidad and to	<b>5.01</b>	+1.6	<b>4.94</b>	+1.3	<b>4.91</b>	-0.1
angely CABEZAS	costa rica	<b>4.84</b>	+1.3	<b>4.81</b>	+1.8	<b>4.65</b>	+1.7
mariangel NUÑEZ	costa rica	<b>4.34</b>	+1.0	<b>4.54</b>	+0.8	<b>4.73</b>	-0.9

### Points Heptathlon - Javelin Throw 500g (6)

#### U18, Women

Pos	Athlete Name	Number	Birthdate	Age	Team	Mark	
1	Angely CABEZAS Valerio	143	12/10/2006	17	Costa Rica	<b>34.71 m</b>	566 pts
2	Tenique VINCENT	378	14/03/2008	15	Trinidad And Tobago	<b>25.86 m</b>	398 pts
3	Gianna PAUL	352	10/08/2006	17	Trinidad And Tobago	<b>24.80 m</b>	379 pts
4	Akyra JOSEPH	448	02/02/2007	16	Virgin Islands	<b>18.18 m</b>	255 pts
	Mariangel NUÑEZ Quesada	171	24/08/2006	17	Costa Rica	<b>NM</b>	0 pts

#### Detail

		1	2	3	4	5	6
angely CABEZAS	costa rica	<b>x</b>	<b>34.71</b>	<b>x</b>			
tenique VINCENT	trinidad and to	<b>25.86</b>	<b>24.71</b>	<b>23.62</b>			
gianna PAUL	trinidad and to	<b>24.80</b>	<b>19.83</b>	<b>23.91</b>			
akyra JOSEPH	virgin islands	<b>18.18</b>	<b>16.59</b>	<b>16.87</b>			
mariangel NUÑEZ	costa rica	<b>x</b>	<b>x</b>	<b>x</b>			

### Points Heptathlon - 800 Metres (7)

#### U18, Women

Pos	Athlete Name	Number	Birthdate	Age	Team	Mark	
1	Mariangel NUÑEZ Quesada	171	24/08/2006	17	Costa Rica	<b>02:26.92</b>	732 pts
2	Gianna PAUL	352	10/08/2006	17	Trinidad And Tobago	<b>02:44.50</b>	522 pts
3	Tenique VINCENT	378	14/03/2008	15	Trinidad And Tobago	<b>02:45.04</b>	516 pts
4	Angely CABEZAS Valerio	143	12/10/2006	17	Costa Rica	<b>02:48.24</b>	482 pts
5	Akyra JOSEPH	448	02/02/2007	16	Virgin Islands	<b>03:03.47</b>	334 pts

# Age Group U18, Men

# NACAC U18 & U23 Championship

Estadio Nacional, San José, CRC - 21 al 23 de Julio, 2023



## FINAL RESULTS

### Semifinal 100 Metres U18, Men

RNAU18: 10.42, Alicke Cranston (JAM), 2021

Pos	Athlete Name	Number	Birthdate	Age	Team	Lane	Mark	
<b>HEAT # 1</b>								
1	Kasiya DALEY	8	24/10/2007	16	Antigua & Barbuda	5	Q 10.53	+1.5 m/s
2	Cayden SMITH	22	29/05/2007	16	Bahamas	3	Q 10.69	+1.5 m/s
3	Jose Ramon WHITTAKER Davis	161	28/06/2006	17	Costa Rica	6	q 10.80	+1.5 m/s
4	Trevaughn STEWART	380	10/11/2007	16	Trinidad And Tobago	7	10.87	+1.5 m/s
5	Denver TUCKER	79	04/10/2006	17	Bermuda	4	11.17	+1.5 m/s
6	Adam SIEBEN	95	26/01/2006	17	Canada	2	11.47	+1.5 m/s

<b>HEAT # 2</b>								
1	Gary CARD	263	04/06/2007	16	Jamaica	4	Q 10.55	-0.1 m/s
2	Dwayne FLEMING	6	26/04/2006	17	Antigua & Barbuda	5	Q 10.59	-0.1 m/s
3	Keo DAVIS	340	31/05/2006	17	St. Vincent & The Grenadines	3	q 10.85	-0.1 m/s
4	Jamyle ANDERSON	117	22/07/2006	17	Canada	2	10.91	-0.1 m/s
5	Benjamin BERRY	246	04/04/2006	17	Jamaica	6	11.05	-0.1 m/s
6	Gabriel Andres AGUILAR Rodriguez	154	21/02/2006	17	Costa Rica	7	11.20	-0.1 m/s

<b>HEAT # 3</b>								
1	Jaquan PILGRIM	66	13/03/2006	17	Barbados	3	Q 10.59	+5.2 m/s
2	Ishmael ROLLE	28	25/08/2008	15	Bahamas	4	Q 10.76	+5.2 m/s
3	J'Den JACKSON	87	18/02/2007	16	British Virgin Islands	6	10.93	+5.2 m/s
4	Daven Javier LACAYO Marin	235	01/02/2006	17	Honduras	7	11.24	+5.2 m/s
	Aleiandio ARDILY Durham	381	13/10/2008	15	Turks And Caicos Islands	2	DNS	+5.2 m/s
	Dylan WOODRUFFE	350	21/03/2006	17	Trinidad And Tobago	5	DNS	+5.2 m/s

### General Results

Pos	Athlete Name	Team	Heat	Mark	Wind
1	Kasiya DALEY	Antigua & Barbuda	1	Q 10.53	+1.5 m/s
2	Gary CARD	Jamaica	2	Q 10.55	-0.1 m/s
3	Jaquan PILGRIM	Barbados	3	Q 10.59	+5.2 m/s
3	Dwayne FLEMING	Antigua & Barbuda	2	Q 10.59	-0.1 m/s
5	Cayden SMITH	Bahamas	1	Q 10.69	+1.5 m/s
6	Ishmael ROLLE	Bahamas	3	Q 10.76	+5.2 m/s
7	Jose Ramon WHITTAKER Davis	Costa Rica	1	q 10.80	+1.5 m/s
8	Keo DAVIS	St. Vincent & The Grenadines	2	q 10.85	-0.1 m/s
9	Trevaughn STEWART	Trinidad And Tobago	1	10.87	+1.5 m/s
10	Jamyle ANDERSON	Canada	2	10.91	-0.1 m/s
11	J'Den JACKSON	British Virgin Islands	3	10.93	+5.2 m/s
12	Benjamin BERRY	Jamaica	2	11.05	-0.1 m/s
13	Denver TUCKER	Bermuda	1	11.17	+1.5 m/s
14	Gabriel Andres AGUILAR Rodriguez	Costa Rica	2	11.20	-0.1 m/s
15	Daven Javier LACAYO Marin	Honduras	3	11.24	+5.2 m/s
16	Adam SIEBEN	Canada	1	11.47	+1.5 m/s
	Aleiandio ARDILY Durham	Turks And Caicos Islands	3	DNS	
	Dylan WOODRUFFE	Trinidad And Tobago	3	DNS	

# NACAC U18 & U23 Championship

Estadio Nacional, San José, CRC - 21 al 23 de Julio, 2023



## FINAL RESULTS

### Final 100 Metres U18, Men

RNAU18: 10.42, Alicke Cranston (JAM), 2021

Pos	Athlete Name	Number	Birthdate	Age	Team	Lane	Mark		
1	Kasiya DALEY	8	24/10/2007	16	Antigua & Barbuda	4	<b>10.56</b>	(.553)	-0.1 m/s
2	Gary CARD	263	04/06/2007	16	Jamaica	5	<b>10.56</b>	(.556)	-0.1 m/s
3	Dwayne FLEMING	6	26/04/2006	17	Antigua & Barbuda	3	<b>10.69</b>		-0.1 m/s
4	Jaquan PILGRIM	66	13/03/2006	17	Barbados	6	<b>10.72</b>		-0.1 m/s
5	Cayden SMITH	22	29/05/2007	16	Bahamas	2	<b>10.79</b>		-0.1 m/s
6	Keo DAVIS	340	31/05/2006	17	St. Vincent & The Grenadines	8	<b>10.85</b>		-0.1 m/s
7	Ishmael ROLLE	28	25/08/2008	15	Bahamas	7	<b>10.86</b>		-0.1 m/s
8	Jose Ramon WHITTAKER Davis	161	28/06/2006	17	Costa Rica	1	<b>10.96</b>		-0.1 m/s



# NACAC U18 & U23 Championship

Estadio Nacional, San José, CRC - 21 al 23 de Julio, 2023



## FINAL RESULTS

### Semifinal 200 Metres U18, Men

RNAU18: 20.82 +0.5, Rajay Morris (JAM), 2019

Pos	Athlete Name	Number	Birthdate	Age	Team	Lane	Mark	
<b>HEAT # 1</b>								
1	Ainsley MCGREGOR	241	07/03/2007	16	Jamaica	3	Q 21.97	0.0 m/s
2	Jaquan PILGRIM	66	13/03/2006	17	Barbados	6	Q 22.14	0.0 m/s
3	Dwayne FLEMING	6	26/04/2006	17	Antigua & Barbuda	2	Q 22.53	0.0 m/s
4	Gabriel Andres AGUILAR Rodriguez	154	21/02/2006	17	Costa Rica	1	22.66	0.0 m/s
5	Michail MICHELIN	137	23/06/2007	16	Cayman Islands	7	23.20	0.0 m/s
	Dylan WOODRUFFE	350	21/03/2006	17	Trinidad And Tobago	4	DNS	0.0 m/s
	Keo DAVIS	340	31/05/2006	17	St. Vincent & The Grenadines	5	DNS	0.0 m/s

<b>HEAT # 2</b>								
1	Kasiya DALEY	8	24/10/2007	16	Antigua & Barbuda	4	Q 21.91	-0.3 m/s
2	Cayden SMITH	22	29/05/2007	16	Bahamas	5	Q 21.95	-0.3 m/s
3	William BATLEY	132	22/01/2007	16	Canada	3	Q 22.03	-0.3 m/s
4	J' Den JACKSON	87	18/02/2007	16	British Virgin Islands	2	q 22.43	-0.3 m/s
5	Jose Ramon WHITTAKER Davis	161	28/06/2006	17	Costa Rica	6	q 22.49	-0.3 m/s
6	Daven Javier LACAYO Marin	235	01/02/2006	17	Honduras	1	23.92	-0.3 m/s
	Aleiandio ARDILY Durham	381	13/10/2008	15	Turks And Caicos Islands	7	DNS	-0.3 m/s

### General Results

Pos	Athlete Name	Team	Heat	Mark	Wind
1	Kasiya DALEY	Antigua & Barbuda	2	Q 21.91	-0.3 m/s
2	Cayden SMITH	Bahamas	2	Q 21.95	-0.3 m/s
3	Ainsley MCGREGOR	Jamaica	1	Q 21.97	0.0 m/s
4	William BATLEY	Canada	2	Q 22.03	-0.3 m/s
5	Jaquan PILGRIM	Barbados	1	Q 22.14	0.0 m/s
6	J' Den JACKSON	British Virgin Islands	2	q 22.43	-0.3 m/s
7	Jose Ramon WHITTAKER Davis	Costa Rica	2	q 22.49	-0.3 m/s
8	Dwayne FLEMING	Antigua & Barbuda	1	Q 22.53	0.0 m/s
9	Gabriel Andres AGUILAR Rodriguez	Costa Rica	1	22.66	0.0 m/s
10	Michail MICHELIN	Cayman Islands	1	23.20	0.0 m/s
11	Daven Javier LACAYO Marin	Honduras	2	23.92	-0.3 m/s
	Keo DAVIS	St. Vincent & The Grenadines	1	DNS	
	Aleiandio ARDILY Durham	Turks And Caicos Islands	2	DNS	
	Dylan WOODRUFFE	Trinidad And Tobago	1	DNS	

# NACAC U18 & U23 Championship

Estadio Nacional, San José, CRC - 21 al 23 de Julio, 2023



## FINAL RESULTS

### Final 200 Metres U18, Men

RNAU18: 20.82 +0.5, Rajay Morris (JAM), 2019

Pos	Athlete Name	Number	Birthdate	Age	Team	Lane	Mark	
1	Kasiya DALEY	8	24/10/2007	16	Antigua & Barbuda	4	<b>21.40</b>	-0.9 m/s
2	Ainsley MCGREGOR	241	07/03/2007	16	Jamaica	6	<b>21.70</b>	-0.9 m/s
3	Cayden SMITH	22	29/05/2007	16	Bahamas	5	<b>21.76</b>	-0.9 m/s
4	Dwayne FLEMING	6	26/04/2006	17	Antigua & Barbuda	8	<b>21.98</b>	-0.9 m/s
5	J' Den JACKSON	87	18/02/2007	16	British Virgin Islands	7	<b>22.01</b>	-0.9 m/s
6	Jaquan PILGRIM	66	13/03/2006	17	Barbados	2	<b>22.04</b>	-0.9 m/s
7	William BATLEY	132	22/01/2007	16	Canada	3	<b>22.43</b>	-0.9 m/s
	Jose Ramon WHITTAKER Davis	161	28/06/2006	17	Costa Rica	1	<b>DNS</b>	-0.9 m/s

### Final 400 Metres U18, Men

RNAU18: 46.36, Luis Antonio Aviles (MEX), 2019

Pos	Athlete Name	Number	Birthdate	Age	Team	Lane	Mark	
1	Zion MILLER	58	18/11/2006	17	Bahamas	5	<b>48.08</b>	
2	Joshua WINT	276	01/05/2007	16	Jamaica	6	<b>48.68</b>	
3	Zion SHEPHERD	59	12/09/2007	16	Bahamas	3	<b>49.10</b>	
4	Jabari MATHESON	265	06/10/2007	16	Jamaica	2	<b>49.29</b>	
5	Emerson Daniel CALERO Camacho	152	18/07/2006	17	Costa Rica	1	<b>49.99</b>	
6	Aj DELPESCHE	336	28/06/2006	17	St. Vincent & The Grenadines	7	<b>51.03</b>	
7	Keemar WAGNER	75	21/06/2006	17	Belize	8	<b>51.05</b>	
	Kyle WILLIAMS	364	02/02/2006	17	Trinidad And Tobago	4	<b>DNS</b>	

### Final 800 Metres U18, Men

RNAU18: 01:52.48, Abdullahi Hassan (CAN), 2019

Pos	Athlete Name	Number	Birthdate	Age	Team	Mark
1	Robin LEFEBVRE	127	10/12/2006	17	Canada	<b>01:52.80</b>
2	Lj NELSON	121	21/12/2006	17	Canada	<b>01:54.36</b>
3	Daniel Ezequiel AGUILAR González	206	27/04/2007	16	Guatemala	<b>01:55.17</b>
4	Darnell David PEREZ Gonzalez	314	19/04/2006	17	Puerto Rico	<b>01:55.33</b>
5	Keeran SRISKANDARAJAH	360	21/10/2006	17	Trinidad And Tobago	<b>01:56.04</b>
6	Keemar WAGNER	75	21/06/2006	17	Belize	<b>01:56.99</b>
7	Jurgen Andre MONGALO Guzman	162	14/03/2007	16	Costa Rica	<b>01:58.20</b>
8	Jonathan LYNCH	89	17/03/2006	17	British Virgin Islands	<b>01:59.60</b>

# NACAC U18 & U23 Championship

Estadio Nacional, San José, CRC - 21 al 23 de Julio, 2023



## FINAL RESULTS

### Final 1.500 Metres U18, Men

RNAU18: 04:12.63, Matthew Larkin (CAN), 2019

Pos	Athlete Name	Number	Birthdate	Age	Team	Mark
1	Robin LEFEBVRE	127	10/12/2006	17	Canada	03:58.47 (RNACU18)
2	Jackson WITHAM	116	12/01/2007	16	Canada	03:59.41
3	Asher Leo PATEL	11	11/05/2006	17	Aruba	04:04.28
4	Miguel Advier SANTINI Hernandez	331	08/11/2006	17	Puerto Rico	04:08.74
5	Khari SHARRIEFF	80	12/09/2007	16	Bermuda	04:23.79
6	Tajari RODGERS	83	09/02/2007	16	Bermuda	04:24.89
7	Raywind WINDER	43	02/11/2006	17	Bahamas	04:25.46
	Daniel Ezequiel AGUILAR González	206	27/04/2007	16	Guatemala	DNS

### Final 3.000 Metres U18, Men

RNAU18: 08:42.71, Iker David Sanchez (MEX), 2019

Pos	Athlete Name	Number	Birthdate	Age	Team	Mark
1	Asher Leo PATEL	11	11/05/2006	17	Aruba	09:13.47
2	David JIANG	107	25/01/2006	17	Canada	09:14.30
3	Omare THOMPSON	369	22/06/2006	17	Trinidad And Tobago	09:34.94
4	Ross MARTIN JR	46	22/06/2007	16	Bahamas	10:36.15

# NACAC U18 & U23 Championship

Estadio Nacional, San José, CRC - 21 al 23 de Julio, 2023



## FINAL RESULTS

### Semifinal 110 Metres Hurdles 0.91 U18, Men

RNAU18: 13.09 +2.3, Vashaun Vascianna (JAM), 2019

Pos	Athlete Name	Number	Birthdate	Age	Team	Lane	Mark	
<b>HEAT # 1</b>								
1	Kahiem CARBY	277	17/01/2007	16	Jamaica	4	Q 13.23	-0.7 m/s
2	Yander Luis HERRERA Machin	189	04/11/2006	17	Cuba	5	Q 13.25	-0.7 m/s
3	Luis Ezequiel ORTA Rodriguez	328	13/03/2006	17	Puerto Rico	6	Q 14.12	-0.7 m/s
4	Iyimi FAGBAMIYE	115	05/12/2006	17	Canada	3	q 14.34	-0.7 m/s
5	Tahj BROWN	51	16/09/2006	17	Bahamas	2	14.73	-0.7 m/s

<b>HEAT # 2</b>								
1	Daneil WRIGHT	256	31/07/2006	17	Jamaica	4	Q 13.19	+0.9 m/s
2	Kendry Luis MENENDEZ Fuentes	187	14/03/2006	17	Cuba	5	Q 13.43	+0.9 m/s
3	Cheyne WEST	346	30/12/2006	17	Trinidad And Tobago	3	Q 13.98	+0.9 m/s
4	Robert STUART	45	14/01/2006	17	Bahamas	6	q 14.45	+0.9 m/s
5	Jordy Jesus SOTO Rivas	158	12/05/2006	17	Costa Rica	2	15.10	+0.9 m/s

### General Results

Pos	Athlete Name	Team	Heat	Mark	Wind
1	Daneil WRIGHT	Jamaica	2	Q 13.19	+0.9 m/s
2	Kahiem CARBY	Jamaica	1	Q 13.23	-0.7 m/s
3	Yander Luis HERRERA Machin	Cuba	1	Q 13.25	-0.7 m/s
4	Kendry Luis MENENDEZ Fuentes	Cuba	2	Q 13.43	+0.9 m/s
5	Cheyne WEST	Trinidad And Tobago	2	Q 13.98	+0.9 m/s
6	Luis Ezequiel ORTA Rodriguez	Puerto Rico	1	Q 14.12	-0.7 m/s
7	Iyimi FAGBAMIYE	Canada	1	q 14.34	-0.7 m/s
8	Robert STUART	Bahamas	2	q 14.45	+0.9 m/s
9	Tahj BROWN	Bahamas	1	14.73	-0.7 m/s
10	Jordy Jesus SOTO Rivas	Costa Rica	2	15.10	+0.9 m/s

### Final 110 Metres Hurdles 0.91 U18, Men

RNAU18: 13.09 +2.3, Vashaun Vascianna (JAM), 2019

Pos	Athlete Name	Number	Birthdate	Age	Team	Lane	Mark	
1	Daneil WRIGHT	256	31/07/2006	17	Jamaica	4	13.31	-0.4 m/s
2	Kahiem CARBY	277	17/01/2007	16	Jamaica	6	13.34	-0.4 m/s
3	Yander Luis HERRERA Machin	189	04/11/2006	17	Cuba	3	13.41	-0.4 m/s
4	Cheyne WEST	346	30/12/2006	17	Trinidad And Tobago	2	13.86	-0.4 m/s
5	Iyimi FAGBAMIYE	115	05/12/2006	17	Canada	1	14.25	-0.4 m/s
6	Luis Ezequiel ORTA Rodriguez	328	13/03/2006	17	Puerto Rico	7	14.35	-0.4 m/s
	Robert STUART	45	14/01/2006	17	Bahamas	8	FS	-0.4 m/s
	Kendry Luis MENENDEZ Fuentes	187	14/03/2006	17	Cuba	5	FS	-0.4 m/s

## FINAL RESULTS

### Final 400 Metres Hurdles 0.84 U18, Men

RNAU18: 51.95, Roshawn Clarke (JAM), 2021

Pos	Athlete Name	Number	Birthdate	Age	Team	Lane	Mark
1	Trevoy SMITH	304	17/03/2006	17	 <b>Jamaica</b>	5	<b>51.75</b> (RNACU18)
2	Cheyne WEST	346	30/12/2006	17	 <b>Trinidad And Tobago</b>	4	<b>52.35</b>
3	Berkley MUNNINGS	17	25/04/2006	17	 <b>Bahamas</b>	6	<b>54.27</b>
4	Ryan Yetzel SANTIAGO Pena	333	11/08/2006	17	 <b>Puerto Rico</b>	7	<b>55.57</b>
5	Jean Carlos SOZA Caballero	309	08/02/2007	16	 <b>Nicaragua</b>	1	<b>55.90</b>
6	Morgan MOSS	39	02/12/2006	17	 <b>Bahamas</b>	2	<b>55.99</b>
	Daneil WRIGHT	256	31/07/2006	17	 <b>Jamaica</b>	3	<b>DNF</b>

### Exhibición 2.000 Metres Steeplechase 0.84 U18, Men

Pos	Athlete Name	Number	Birthdate	Age	Team	Mark
1	Jean Carlos SOZA Caballero	309	08/02/2007	16	 <b>Nicaragua</b>	<b>06:23.09</b>
2	Derek STRACHAN	108	24/04/2006	17	 <b>Canada</b>	<b>06:26.97</b>

### Final 4x100 Metres Relay U18, Men

RNAU18: 40.60, O.Blackwood - O.Wint - A.Cranston - A.Harris (JAM), 2021

Pos	Athlete Name	Number	Birthdate	Age	Team	Lane	Mark
1	Khadeem Ryan - Kadeem Chinapoo - Trevaughn Stewart - Andrew Steele				 <b>Trinidad And Tobago</b>		<b>41.14</b>
2	Kahiem Carby - Trevoy Smith - Ainsley Mcgregor - Joshua Win				 <b>Jamaica</b>		<b>41.18</b>
3	Johnathon Rodgers - Cayden Smith - Trent Ford - Ishmael Rolle				 <b>Bahamas</b>		<b>41.19</b>
4	Jamyle Anderson - William Batley - Iyimi Fagbamiye - Banjuan Kulainthiran				 <b>Canada</b>		<b>42.45</b>
5	Gabriel Aguilar - Emerson Calero - Jordy Soto - Jose Whittaker				 <b>Costa Rica</b>		<b>49.46</b>

# NACAC U18 & U23 Championship

Estadio Nacional, San José, CRC - 21 al 23 de Julio, 2023



## FINAL RESULTS

### Final 4x400 Metres Relay U18, Men

Pos	Athlete Name	Number	Birthdate	Age	Team	Lane	Mark
1	Joshua Wint - Daneil Wright - Jabari Matheson - Trevoy Smith				<b>Jamaica</b>		<b>03:12.80</b>
2	Berkley Munnings - Zion Shepherd - Morgan Moss - Zion Miller				<b>Bahamas</b>		<b>03:19.80</b>
3	Khadeem Ryan - Cheyne West - Kaleb Campbell - Keeran Sriskandarajah				<b>Trinidad And Tobago</b>		<b>03:26.81</b>
4	Jurgen Mongalo - Jordy Soto - Gabriel Aguilar - Emerson Calero				<b>Costa Rica</b>		<b>03:27.20</b>
					<b>Canada</b>		<b>DNS</b>

### Final High Jump U18, Men

RNAU18: 2.14, Romaine Beckford (JAM), 2019

Pos	Athlete Name	Number	Birthdate	Age	Team	Mark
1	Chavez PENN	<b>251</b>	27/07/2006	17	<b>Jamaica</b>	<b>2.10 m</b>
2	Andrew STONE	<b>133</b>	01/06/2006	17	<b>Cayman Islands</b>	<b>2.07 m</b>
3	Jaidi JAMES	<b>355</b>	08/10/2006	17	<b>Trinidad And Tobago</b>	<b>1.95 m</b>
4	Kaleb CAMPBELL	<b>359</b>	20/01/2007	16	<b>Trinidad And Tobago</b>	<b>1.85 m</b>
5	Jelani MORRISON	<b>31</b>	20/02/2006	17	<b>Bahamas</b>	<b>1.80 m</b>

#### Detail

1.75 1.80 1.85 1.90 1.95 1.98 2.01 2.04 2.07 2.10 2.13

Athlete Name	Team	1.75	1.80	1.85	1.90	1.95	1.98	2.01	2.04	2.07	2.10	2.13
chavez PENN	jamaica	-	-	-	-	o	-	o	o	xo	xo	xxx
andrew STONE	cayman isla	-	-	xo	-	o	-	o	o	xo	xxx	
jaidi JAMES	trinidad and	-	-	xxo	xxo	o	xxx					
kaleb CAMPBELL	trinidad and	o	o	o	xxx							
jelani MORRISON	bahamas	-	xo	-	xxx							

# NACAC U18 & U23 Championship

Estadio Nacional, San José, CRC - 21 al 23 de Julio, 2023



## FINAL RESULTS

### Final Long Jump U18, Men

RNAU18: 7.66 +1.1, Kavian Kerr (JAM), 2019

Pos	Athlete Name	Number	Birthdate	Age	Team	Mark	Wind
1	Imanni MATTHEW	353	28/06/2007	16	Trinidad And Tobago	<b>7.71 m</b> (RNACU18)	+0.8 m/s
2	Andrew STONE	133	01/06/2006	17	Cayman Islands	<b>7.36 m</b>	+1.4 m/s
3	Andrew STEELE	344	10/02/2006	17	Trinidad And Tobago	<b>7.30 m</b>	+3.3 m/s
4	Michael-Andre EDWARDS	280	18/11/2007	16	Jamaica	<b>7.16 m</b>	+3.1 m/s
5	Teon HAYNES	71	08/04/2006	17	Barbados	<b>7.16 m</b>	+2.0 m/s
6	Robert STUART	45	14/01/2006	17	Bahamas	<b>6.99 m</b>	+3.2 m/s
7	Johnathon RODGERS	32	27/01/2006	17	Bahamas	<b>6.66 m</b>	-1.8 m/s
8	Anthony CHIN JR	134	27/02/2008	15	Cayman Islands	<b>6.59 m</b>	+0.3 m/s
9	Daven Javier LACAYO Marin	235	01/02/2006	17	Honduras	<b>6.13 m</b>	-1.8 m/s
	Brayan Jose ESPINOZA Araya	148	29/01/2006	17	Costa Rica	<b>NM</b>	
	Anthony HALL	243	25/01/2007	16	Jamaica	<b>DNS</b>	

#### Detail

		1	2	3	4	5	6
imanni MATTHEW	trinidad and to	x	<b>7.71</b> +0.8	<b>6.65</b> -1.1	-	<b>7.41</b> +1.8	-
andrew STONE	cayman islands	<b>7.36</b> +1.4	<b>7.34</b> -1.4	-	x	<b>7.31</b> +2.5	x
andrew STEELE	trinidad and to	<b>6.51</b> -1.2	<b>2.59</b> -2.2	<b>5.96</b> +3.1	x	<b>7.30</b> +3.3	x
michael-andre EDWARDS	jamaica	<b>6.48</b> -1.7	<b>7.09</b> -0.1	x	<b>6.76</b> +0.8	<b>6.97</b> +0.1	<b>7.16</b> +3.1
teon HAYNES	barbados	<b>5.98</b> -1.4	x	<b>6.18</b> +5.0	<b>5.60</b> +2.3	<b>6.67</b> 0.0	<b>7.16</b> +2.0
robert STUART	bahamas	x	<b>6.67</b> -1.0	x	<b>6.99</b> +3.2	<b>6.95</b> +2.8	x
johnathon RODGERS	bahamas	<b>6.66</b> -1.8	x	-	-	-	x
anthony CHIN JR	cayman islands	<b>6.59</b> +0.3	<b>6.32</b> -2.0	x	x	<b>6.42</b> +3.2	<b>6.18</b> +0.2
daven javier LACAYO	honduras	<b>5.57</b> +1.5	<b>6.08</b> -0.9	<b>6.13</b> -1.8			
brayan jose ESPINOZA	costa rica	<b>ret</b>					

### Final Triple Jump U18, Men

RNAU18: 16.02 +0.1, Jaydon Hibbert (JAM), 2021

Pos	Athlete Name	Number	Birthdate	Age	Team	Mark	Wind
1	Johnathon RODGERS	32	27/01/2006	17	Bahamas	<b>15.01 m</b>	+3.5 m/s
2	Banjuan KULAINTHIRAN	101	15/12/2006	17	Canada	<b>14.92 m</b>	+1.0 m/s
3	Aaron MASSIAH	60	08/01/2007	16	Barbados	<b>14.12 m</b>	+3.1 m/s
4	William MCKINNEY	57	02/10/2006	17	Bahamas	<b>13.98 m</b>	+2.0 m/s
5	Luis Eduardo AVILES Cordero	165	01/02/2006	17	Costa Rica	<b>13.07 m</b>	+0.8 m/s
	Brayan Jose ESPINOZA Araya	148	29/01/2006	17	Costa Rica	<b>NM</b>	

#### Detail

		1	2	3	4	5	6
johnathon RODGERS	bahamas	<b>15.01</b> +3.5	x	x	<b>14.47</b> -0.4	-	x
banjuan KULAINTHIRAN	canada	<b>14.43</b> +5.6	<b>13.91</b> +2.1	<b>13.25</b> +1.7	<b>14.55</b> +2.4	<b>14.59</b> +1.0	<b>14.92</b> +1.0
aaron MASSIAH	barbados	x	x	x	<b>13.30</b> +2.3	x	<b>14.12</b> +3.1
william MCKINNEY	bahamas	x	<b>13.65</b> +3.9	<b>13.73</b> +3.1	<b>13.50</b> +3.2	<b>13.69</b> +4.8	<b>13.98</b> +2.0
luis eduardo AVILES	costa rica	x	<b>13.01</b> +3.9	<b>12.75</b> +4.1	<b>13.07</b> +0.8	x	<b>13.06</b> +1.2
brayan jose ESPINOZA	costa rica	x	-	-			

## FINAL RESULTS

### Exhibición Pole Vault U18, Men

RNAU18: 4.65, Josue Daniel Garcia (MEX), 2019

Pos	Athlete Name	Number	Birthdate	Age	Team	Mark
1	Kenny MOXEY JR.	33	08/03/2007	16	Bahamas	3.90 m
2	Leonardo Jeremiah OLIVEROS Aguila	215	03/04/2007	16	Guatemala	3.45 m

#### Detail

	3.45	3.60	3.90	
kenny MOXEY JR.	bahamas	xo	xo	xxo
leonardo jeremiah OLIVE	guatemala	xxo	xxx	

### Final Shot Put 5 kg U18, Men

RNAU18: 20.96, Ralford Mullings (JAM), 2019

Pos	Athlete Name	Number	Birthdate	Age	Team	Mark
1	Angel Eriemel MONTANEZ Rivera	311	17/06/2006	17	Puerto Rico	15.54 m
2	Jordy Jesus SOTO Rivas	158	12/05/2006	17	Costa Rica	11.98 m
	Joseph SALMON	275	22/09/2007	16	Jamaica	DNS

#### Detail

		1	2	3	4	5	6
angel eriemel MONTANEZ	puerto rico	13.24	15.33	14.63	15.23	15.54	14.75
jordy jesus SOTO	costa rica	x	11.74	x	x	11.98	11.54

### Final Javelin Throw 700g U18, Men

RNAU18: 67.96, Nathaniel Zervos (BAH), 2021

Pos	Athlete Name	Number	Birthdate	Age	Team	Mark
1	Malique FRANCIS	10	20/01/2008	15	Antigua & Barbuda	56.18 m
2	Wilson Yancarlos MORALES Cantoral	224	01/01/2006	17	Guatemala	51.70 m

#### Detail

		1	2	3	4	5	6
malique FRANCIS	antigua & barb	x	56.14	x	x	x	56.18
wilson yancarlos MORALE	guatemala	51.70	x	47.17	50.18	x	x

### Exhibición Hammer Throw 5 kg U18, Men

RNAU18: 69.89, Aldo Zavala (MEX), 2019

Pos	Athlete Name	Number	Birthdate	Age	Team	Mark
1	Juan David CONTRERAS Ortíz	213	07/01/2007	16	Guatemala	42.48 m
2	Anthony Ranses GOMEZ Campos	144	29/03/2006	17	Costa Rica	35.21 m

#### Detail

		1	2	3	4	5	6
juan david CONTRERAS	guatemala	37.16	35.69	42.48	40.43	39.48	36.73
anthony ranses GOMEZ	costa rica	x	x	27.29	25.67	35.21	32.33



# NACAC U18 & U23 Championship

Estadio Nacional, San José, CRC - 21 al 23 de Julio, 2023



## FINAL RESULTS

### Final Discus Throw 1.5 kg U18, Men

RNAU18: 62.34, Ralford Mullings (JAM), 2019

Pos	Athlete Name	Number	Birthdate	Age	Team	Mark
1	José Sebastián ALBIZU Díaz	212	04/08/2008	15	Guatemala	41.62 m
2	Anthony Ranses GOMEZ Campos	144	29/03/2006	17	Costa Rica	40.93 m
	Joseph SALMON	275	22/09/2007	16	Jamaica	DNS

Detail		1	2	3	4	5	6
josé sebastián ALBIZU	guatemala	41.62	38.52	36.84	x	34.10	34.72
anthony ranses GOMEZ	costa rica	37.89	39.80	40.93	x	38.96	38.91

### Exhibición Decathlon U18, Men

Pos	Athlete Name	100m	LJ	SP	HJ	400m	110mH	DT	PV	JT	1500m	Mark
1	Kenny MOXEY JR. Bahamas	+1.4 11.22 812 pts	+2.8 6.46 688 pts	12.58 642 pts	1.85 670 pts	51.33 754 pts	+1.1 15.21 824 pts	29.28 450 pts	3.70 535 pts	28.54 279 pts	5:21.77 441 pts	6095 pts
2	Maxwell Denzel ALVAREZ Nuñez Guatemala	+1.4 12.15 622 pts	+3.2 6.57 713 pts	10.48 515 pts	1.73 569 pts	57.25 511 pts	+1.1 15.41 801 pts	33.32 530 pts	3.80 562 pts	29.24 289 pts	5:26.70 416 pts	5528 pts

### Points Decathlon - 100 Metres (1) U18, Men

Pos	Athlete Name	Number	Birthdate	Age	Team	Lane	Mark
1	Kenny MOXEY JR.	33	08/03/2007	16	Bahamas	4	11.22 812 pts +1.4 m/s
2	Maxwell Denzel ALVAREZ Nuñez	220	04/06/2006	17	Guatemala	5	12.15 622 pts +1.4 m/s

### Points Decathlon - Long Jump (2) U18, Men

Pos	Athlete Name	Number	Birthdate	Age	Team	Mark	Wind
1	Maxwell Denzel ALVAREZ Nuñez	220	04/06/2006	17	Guatemala	6.57 m 713 pts	+3.2 m/s
2	Kenny MOXEY JR.	33	08/03/2007	16	Bahamas	6.46 m 688 pts	+2.8 m/s

Detail		1	2	3	4	5	6
maxwell denzel ALVAREZ	guatemala	x	5.97	+2.0	6.57	+3.2	
kenny MOXEY JR.	bahamas	5.85	+1.2	6.46	+2.8	6.10	+2.1

# NACAC U18 & U23 Championship

Estadio Nacional, San José, CRC - 21 al 23 de Julio, 2023



## FINAL RESULTS

### Points

## Decathlon - Shot Put 5 kg (3)

U18, Men

Pos	Athlete Name	Number	Birthdate	Age	Team	Mark	
1	Kenny MOXEY JR.	33	08/03/2007	16	Bahamas	<b>12.58 m</b>	642 pts
2	Maxwell Denzel ALVAREZ Nuñez	220	04/06/2006	17	Guatemala	<b>10.48 m</b>	515 pts

### Detail

		1	2	3	4	5	6
kenny MOXEY JR.	bahamas	<b>11.55</b>	<b>12.08</b>	<b>12.58</b>			
maxwell denzel ALVAREZ	guatemala	<b>10.48</b>	x	<b>10.23</b>			

### Points

## Decathlon - High Jump (4)

U18, Men

Pos	Athlete Name	Number	Birthdate	Age	Team	Mark	
1	Kenny MOXEY JR.	33	08/03/2007	16	Bahamas	<b>1.85 m</b>	670 pts
2	Maxwell Denzel ALVAREZ Nuñez	220	04/06/2006	17	Guatemala	<b>1.73 m</b>	569 pts

### Detail

		1.55	1.58	1.61	1.64	1.67	1.70	1.73	1.76	1.79	1.82	1.85	1.88
kenny MOXEY JR.	bahamas	-	-	o	o	o	o	o	o	xo	xo	xxo	xxx
maxwell denzel ALVAREZ	guatemala	o	-	o	-	o	o	o	xxx				

### Points

## Decathlon - 400 Metres (5)

U18, Men

Pos	Athlete Name	Number	Birthdate	Age	Team	Lane	Mark	
1	Kenny MOXEY JR.	33	08/03/2007	16	Bahamas	4	<b>51.33</b>	754 pts
2	Maxwell Denzel ALVAREZ Nuñez	220	04/06/2006	17	Guatemala	5	<b>57.25</b>	511 pts

### Points

## Decathlon - 110 Metres Hurdles 0.91 (6)

U18, Men

Pos	Athlete Name	Number	Birthdate	Age	Team	Lane	Mark		
1	Kenny MOXEY JR.	33	08/03/2007	16	Bahamas	5	<b>15.21</b>	824 pts	+1.1 m/s
2	Maxwell Denzel ALVAREZ Nuñez	220	04/06/2006	17	Guatemala	4	<b>15.41</b>	801 pts	+1.1 m/s

### Points

## Decathlon - Discus Throw 1.5 kg (7)

U18, Men

Pos	Athlete Name	Number	Birthdate	Age	Team	Mark	
1	Maxwell Denzel ALVAREZ Nuñez	220	04/06/2006	17	Guatemala	<b>33.32 m</b>	530 pts
2	Kenny MOXEY JR.	33	08/03/2007	16	Bahamas	<b>29.28 m</b>	450 pts

### Detail



		1	2	3	4	5	6
maxwell denzel ALVAREZ	guatemala	<b>22.00</b>	<b>30.91</b>	<b>33.32</b>			
kenny MOXEY JR.	bahamas	<b>25.63</b>	<b>29.28</b>	<b>26.26</b>			

## FINAL RESULTS

### Points

## Decathlon - Pole Vault (8)

U18, Men

Pos	Athlete Name	Number	Birthdate	Age	Team	Mark	
1	Maxwell Denzel ALVAREZ Nuñez	220	04/06/2006	17	 Guatemala	<b>3.80 m</b>	562 pts
2	Kenny MOXEY JR.	33	08/03/2007	16	 Bahamas	<b>3.70 m</b>	535 pts

### Detail



3.40 3.50 3.60 3.70 3.80 3.90

maxwell denzel ALVAREZ	guatemala	-	o	-	o	o	xxx
kenny MOXEY JR.	bahamas	o	-	xo	xo	-	xxx

### Points

## Decathlon - Javelin Throw 700g (9)

U18, Men

Pos	Athlete Name	Number	Birthdate	Age	Team	Mark	
1	Maxwell Denzel ALVAREZ Nuñez	220	04/06/2006	17	 Guatemala	<b>29.24 m</b>	289 pts
2	Kenny MOXEY JR.	33	08/03/2007	16	 Bahamas	<b>28.54 m</b>	279 pts

### Detail



1 2 3 4 5 6

maxwell denzel ALVAREZ	guatemala	<b>29.24</b>	x	x			
kenny MOXEY JR.	bahamas	<b>28.54</b>	x	-			

### Points





## Decathlon - 1.500 Metres (10)

U18, Men

Pos	Athlete Name	Number	Birthdate	Age	Team	Mark	
1	Kenny MOXEY JR.	33	08/03/2007	16	 Bahamas	<b>05:21.77</b>	441 pts
2	Maxwell Denzel ALVAREZ Nuñez	220	04/06/2006	17	 Guatemala	<b>05:26.70</b>	416 pts

# Age Group **U18, Mixed**

**FINAL RESULTS****Final**  
**4x400 Metres Relay Mixed**  
U18, Mixed

Pos	Athlete Name	Number	Birthdate	Age	Team	Lane	Mark
<b>1</b>	Zion Miller - Nya Wright - Zion Shepherd - Alexis Roberts				 <b>Bahamas</b>		<b>03:31.29</b>
<b>2</b>	Robin Lefebvre - Stephanie Bertram - Lj Nelson - Gabriella Ruggeri				 <b>Canada</b>		<b>03:31.96</b>
<b>3</b>	Kyle Williams - Akira Malaver - Keeran Sriskandarajah - Keneisha Shelbourne				 <b>Trinidad And Tobago</b>		<b>03:33.13</b>
<b>4</b>	Jurgen Mongalo - Elineth Navarro - Emerson Calero - Antonella Lanuza				 <b>Costa Rica</b>		<b>03:48.00</b>

# Age Group **U23, Women**

# NACAC U18 & U23 Championship

Estadio Nacional, San José, CRC - 21 al 23 de Julio, 2023



## FINAL RESULTS

### Semifinal 100 Metres U23, Women

RNAU23: 11.19 +1.6, Aurieyall Scott (USA), 2012

Pos	Athlete Name	Number	Birthdate	Age	Team	Lane	Mark	
<b>HEAT # 1</b>								
1	Mia BRAHE-PEDERSEN	431	28/11/2005	18	United States	4	Q 11.01	+5.5 m/s
2	Marie-Eloise LECLAIR	123	10/09/2002	21	Canada	3	Q 11.35	+5.5 m/s
3	Beyonce DEFREITAS	86	09/03/2001	22	British Virgin Islands	5	Q 11.37	+5.5 m/s
4	Mariandree CHACÓN Aroche	219	06/11/2004	19	Guatemala	2	q 11.48	+5.5 m/s
5	Taejha BADAL	377	16/07/2003	20	Trinidad And Tobago	6	q 11.65	+5.5 m/s
	Tania Del Mar ALFARO Delgado	180	06/12/2004	19	Costa Rica	7	DNS	+5.5 m/s

<b>HEAT # 2</b>								
1	Leah BERTRAND	366	26/07/2002	21	Trinidad And Tobago	4	Q 11.36	+2.1 m/s
2	Camille RUTHERFORD	20	31/08/2002	21	Bahamas	5	Q 11.43	+2.1 m/s
3	Ashantai BOLLERS	99	16/06/2002	21	Canada	3	Q 11.70	+2.1 m/s
4	Gladymar TORRES Crespo	319	26/03/2003	20	Puerto Rico	6	11.77	+2.1 m/s
5	Ivanniz May BLACKWOOD Bennett	156	06/08/2003	20	Costa Rica	2	12.44	+2.1 m/s

### General Results

Pos	Athlete Name	Team	Heat	Mark	Wind
1	Mia BRAHE-PEDERSEN	United States	1	Q 11.01	+5.5 m/s
2	Marie-Eloise LECLAIR	Canada	1	Q 11.35	+5.5 m/s
3	Leah BERTRAND	Trinidad And Tobago	2	Q 11.36	+2.1 m/s
4	Beyonce DEFREITAS	British Virgin Islands	1	Q 11.37	+5.5 m/s
5	Camille RUTHERFORD	Bahamas	2	Q 11.43	+2.1 m/s
6	Mariandree CHACÓN Aroche	Guatemala	1	q 11.48	+5.5 m/s
7	Taejha BADAL	Trinidad And Tobago	1	q 11.65	+5.5 m/s
8	Ashantai BOLLERS	Canada	2	Q 11.70	+2.1 m/s
9	Gladymar TORRES Crespo	Puerto Rico	2	11.77	+2.1 m/s
10	Ivanniz May BLACKWOOD Bennett	Costa Rica	2	12.44	+2.1 m/s
	Tania Del Mar ALFARO Delgado	Costa Rica	1	DNS	

### Final 100 Metres U23, Women

RNAU23: 11.19 +1.6, Aurieyall Scott (USA), 2012

Pos	Athlete Name	Number	Birthdate	Age	Team	Lane	Mark	
1	Mia BRAHE-PEDERSEN	431	28/11/2005	18	United States	4	11.08	(RNACU23) +0.7 m/s
2	Leah BERTRAND	366	26/07/2002	21	Trinidad And Tobago	3	11.27	+0.7 m/s
3	Beyonce DEFREITAS	86	09/03/2001	22	British Virgin Islands	6	11.41	+0.7 m/s
4	Camille RUTHERFORD	20	31/08/2002	21	Bahamas	2	11.47	+0.7 m/s
5	Marie-Eloise LECLAIR	123	10/09/2002	21	Canada	5	11.50	+0.7 m/s
6	Taejha BADAL	377	16/07/2003	20	Trinidad And Tobago	1	11.70	+0.7 m/s
7	Mariandree CHACÓN Aroche	219	06/11/2004	19	Guatemala	7	11.76	+0.7 m/s
8	Ashantai BOLLERS	99	16/06/2002	21	Canada	8	11.91	+0.7 m/s

# NACAC U18 & U23 Championship

Estadio Nacional, San José, CRC - 21 al 23 de Julio, 2023



## FINAL RESULTS

### Semifinal 200 Metres U23, Women

RNAU23: 22.72 +0.9, Kimberly Duncan (USA), 2012

Pos	Athlete Name	Number	Birthdate	Age	Team	Lane	Mark		
<b>HEAT # 1</b>									
1	Mia BRAHE-PEDERSEN	431	28/11/2005	18	United States	4	Q 22.94		-0.1 m/s
2	Ashantai BOLLERS	99	16/06/2002	21	Canada	5	Q 23.82	(.816)	-0.1 m/s
3	Shaquena FOOTE	296	23/07/2001	22	Jamaica	3	Q 23.82	(.818)	-0.1 m/s
4	Camille RUTHERFORD	20	31/08/2002	21	Bahamas	2	q 24.00		-0.1 m/s
5	Naomi CAMPBELL	367	22/12/2001	22	Trinidad And Tobago	6	24.67		-0.1 m/s
6	Ivanniz May BLACKWOOD Bennett	156	06/08/2003	20	Costa Rica	7	25.76		-0.1 m/s

<b>HEAT # 2</b>									
1	Niesha BURGHER	282	08/08/2002	21	Jamaica	6	Q 23.37		+1.3 m/s
2	Beyonce DEFREITAS	86	09/03/2001	22	British Virgin Islands	4	Q 23.42		+1.3 m/s
3	Marie-Eloise LECLAIR	123	10/09/2002	21	Canada	5	Q 23.44		+1.3 m/s
4	Mariandree CHACÓN Aroche	219	06/11/2004	19	Guatemala	3	q 24.11		+1.3 m/s
5	Akrisa ERISTEE	85	02/04/2003	20	British Virgin Islands	2	24.89		+1.3 m/s
	Chyna ANITA Simmons	383	04/05/2005	18	Turks And Caicos Islands	7	DNS		+1.3 m/s

### General Results

Pos	Athlete Name	Team	Heat	Mark	Wind
1	Mia BRAHE-PEDERSEN	United States	1	Q 22.94	-0.1 m/s
2	Niesha BURGHER	Jamaica	2	Q 23.37	+1.3 m/s
3	Beyonce DEFREITAS	British Virgin Islands	2	Q 23.42	+1.3 m/s
4	Marie-Eloise LECLAIR	Canada	2	Q 23.44	+1.3 m/s
5	Ashantai BOLLERS	Canada	1	Q 23.82	(.816) -0.1 m/s
6	Shaquena FOOTE	Jamaica	1	Q 23.82	(.818) -0.1 m/s
7	Camille RUTHERFORD	Bahamas	1	q 24.00	-0.1 m/s
8	Mariandree CHACÓN Aroche	Guatemala	2	q 24.11	+1.3 m/s
9	Naomi CAMPBELL	Trinidad And Tobago	1	24.67	-0.1 m/s
10	Akrisa ERISTEE	British Virgin Islands	2	24.89	+1.3 m/s
11	Ivanniz May BLACKWOOD Bennett	Costa Rica	1	25.76	-0.1 m/s
	Chyna ANITA Simmons	Turks And Caicos Islands	2	DNS	

### Final 200 Metres U23, Women

RNAU23: 22.72 +0.9, Kimberly Duncan (USA), 2012

Pos	Athlete Name	Number	Birthdate	Age	Team	Lane	Mark		
1	Mia BRAHE-PEDERSEN	431	28/11/2005	18	United States	4	23.05		+0.1 m/s
2	Beyonce DEFREITAS	86	09/03/2001	22	British Virgin Islands	6	23.59		+0.1 m/s
3	Ashantai BOLLERS	99	16/06/2002	21	Canada	7	23.84		+0.1 m/s
4	Marie-Eloise LECLAIR	123	10/09/2002	21	Canada	3	23.91		+0.1 m/s
5	Shaquena FOOTE	296	23/07/2001	22	Jamaica	2	23.93		+0.1 m/s
6	Niesha BURGHER	282	08/08/2002	21	Jamaica	5	23.98		+0.1 m/s
7	Camille RUTHERFORD	20	31/08/2002	21	Bahamas	8	24.28		+0.1 m/s
8	Mariandree CHACÓN Aroche	219	06/11/2004	19	Guatemala	1	24.61		+0.1 m/s



# NACAC U18 & U23 Championship

Estadio Nacional, San José, CRC - 21 al 23 de Julio, 2023



## FINAL RESULTS

### Semifinal 400 Metres U23, Women

RNAU23: 51.02, Chrisann Gordon (JAM), 2016

Pos	Athlete Name	Number	Birthdate	Age	Team	Lane	Mark
<b>HEAT # 1</b>							
1	Jermaisha ARNOLD	419	05/02/2002	21	United States	4	Q 51.65
2	Joanne REID	271	25/12/2001	22	Jamaica	5	Q 54.98
3	Caitlyn BOBB	78	23/04/2003	20	Bermuda	2	Q 55.15
4	Akrisa ERISTEE	85	02/04/2003	20	British Virgin Islands	6	q 56.29
5	Naydelin Yahany CALDERON Montero	174	17/11/2005	18	Costa Rica	7	57.81
	Lacarthea COOPER	36	25/03/2004	19	Bahamas	3	DNS

<b>HEAT # 2</b>							
1	Ziyah HOLMAN	447	01/03/2002	21	United States	4	Q 51.51
2	Shana-Kaye ANDERSON	295	31/05/2003	20	Jamaica	3	Q 52.19
3	Megan MOSS	38	22/03/2002	21	Bahamas	5	Q 54.56
4	Melanie Yuritza VARGAS Matamoros	173	29/06/2003	20	Costa Rica	2	q 57.79
	Chyna ANITA Simmons	383	04/05/2005	18	Turks And Caicos Islands	7	DNS
	Lydia TROUPE	76	17/07/2001	22	Belize	6	DNS

### General Results

Pos	Athlete Name	Team	Heat	Mark
1	Ziyah HOLMAN	United States	2	Q 51.51
2	Jermaisha ARNOLD	United States	1	Q 51.65
3	Shana-Kaye ANDERSON	Jamaica	2	Q 52.19
4	Megan MOSS	Bahamas	2	Q 54.56
5	Joanne REID	Jamaica	1	Q 54.98
6	Caitlyn BOBB	Bermuda	1	Q 55.15
7	Akrisa ERISTEE	British Virgin Islands	1	q 56.29
8	Melanie Yuritza VARGAS Matamoros	Costa Rica	2	q 57.79
9	Naydelin Yahany CALDERON Montero	Costa Rica	1	57.81
	Chyna ANITA Simmons	Turks And Caicos Islands	2	DNS
	Lydia TROUPE	Belize	2	DNS
	Lacarthea COOPER	Bahamas	1	DNS

### Final 400 Metres U23, Women

RNAU23: 51.02, Chrisann Gordon (JAM), 2016

Pos	Athlete Name	Number	Birthdate	Age	Team	Lane	Mark
1	Jermaisha ARNOLD	419	05/02/2002	21	United States	6	50.68 (RNACU23)
2	Ziyah HOLMAN	447	01/03/2002	21	United States	4	50.95
3	Shana-Kaye ANDERSON	295	31/05/2003	20	Jamaica	7	52.27
4	Joanne REID	271	25/12/2001	22	Jamaica	2	54.10
5	Akrisa ERISTEE	85	02/04/2003	20	British Virgin Islands	1	55.92
6	Caitlyn BOBB	78	23/04/2003	20	Bermuda	3	56.00
7	Melanie Yuritza VARGAS Matamoros	173	29/06/2003	20	Costa Rica	8	57.44
	Megan MOSS	38	22/03/2002	21	Bahamas	5	DNS

# NACAC U18 & U23 Championship

Estadio Nacional, San José, CRC - 21 al 23 de Julio, 2023



## FINAL RESULTS

### Final 800 Metres U23, Women

RNAU23: 02:02.02, Lisneydis Veitia (CUB), 2016

Pos	Athlete Name	Number	Birthdate	Age	Team	Lane	Mark
1	Olivia COOPER	126	13/04/2001	22	Canada	4	02:07.59
2	Cassandra WILLIAMSON	103	03/12/2002	21	Canada	5	02:07.83
3	Mikaela SMITH	451	01/07/2001	22	Virgin Islands	3	02:12.80
4	Paola Cristina RODRIGUEZ	332	02/01/2003	20	Puerto Rico	6	02:15.61
5	Melanie Yuritza VARGAS Matamoros	173	29/06/2003	20	Costa Rica	2	02:33.13

### Final 1.500 Metres U23, Women

RNAU23: 04:15.52, Jenna Westaway (CAN), 2014

Pos	Athlete Name	Number	Birthdate	Age	Team	Mark
1	Addison WILEY	386	24/10/2003	20	United States	04:05.84 (RNACU23)
2	Elise SHEA	406	06/09/2005	18	United States	04:14.90
3	Holly MACGILLIVRAY	114	18/08/2002	21	Canada	04:15.99
4	Tiana LOSTRACCO	131	08/11/2001	22	Canada	04:16.58
5	Yuliannie Paola LUGO Soto	335	14/01/2001	22	Puerto Rico	04:42.53
6	Mikaela SMITH	451	01/07/2001	22	Virgin Islands	04:55.09
7	Maria Nellys CHAVES Madrigal	169	31/03/2003	20	Costa Rica	05:02.06

### Final 5.000 Metres U23, Women

RNAU23: 16:06.26, Erin Finn (USA), 2014

Pos	Athlete Name	Number	Birthdate	Age	Team	Mark
1	Layla ROEBKE	426	20/06/2001	22	United States	17:24.61
2	Jorelis Marie VARGAS Martinez	322	05/12/2001	22	Puerto Rico	17:56.56
3	Yuliannie Paola LUGO Soto	335	14/01/2001	22	Puerto Rico	18:05.18
4	Yesica Paola RAXÓN Pirir	225	15/04/2004	19	Guatemala	18:20.86
5	Maria Nellys CHAVES Madrigal	169	31/03/2003	20	Costa Rica	20:15.24

### Exhibición 5.000 Metres Race Walk U23, Women

RNAU23: 22:31.13, Yasury Betzayda Palacios (GUA), 2021

Pos	Athlete Name	Number	Birthdate	Age	Team	Mark
1	María Fernanda PEINADO Pérez	217	12/11/2001	22	Guatemala	23:22.65
2	Glendy Verónica TELETOR Jerónimo	209	18/01/2002	21	Guatemala	24:00.01

### Final 100 Metres Hurdles 0.84 U23, Women

RNAU23: 12.57 +1.7, Tonea Marshall (USA), 2019

Pos	Athlete Name	Number	Birthdate	Age	Team	Lane	Mark
1	Rayniah JONES	433	28/09/2001	22	United States	5	12.78
2	Crystal MORRISON	253	06/02/2002	21	Jamaica	4	12.81
3	Destiny HUVEN	405	10/03/2001	22	United States	3	13.19
4	Aliyah LOGAN	97	03/11/2002	21	Canada	6	13.45
5	Nya BROWNE	68	14/11/2005	18	Barbados	2	13.58
6	Noelia Priscilla VIVAS Moya	175	13/02/2002	21	Costa Rica	7	15.60

# NACAC U18 & U23 Championship

Estadio Nacional, San José, CRC - 21 al 23 de Julio, 2023



## FINAL RESULTS

### Final 400 Metres Hurdles 0.76 U23, Women

RNAU23: 55.14, Tierra Brown (USA), 2010

Pos	Athlete Name	Number	Birthdate	Age	Team	Lane	Mark
1	Shani´A BELLAMY	440	02/02/2002	21	United States	4	55.48
2	Vanessa WATSON	444	28/10/2001	22	United States	5	56.05
3	Garriel WHITE	262	29/08/2002	21	Jamaica	3	56.94
4	Lydia TROUPE	76	17/07/2001	22	Belize	6	01:02.70

### Final 4x100 Metres Relay U23, Women

RNAU23: 42.93, R.Reynolds - S.Sanders - D.Hill - E.Morrison (USA), 2016

Pos	Athlete Name	Number	Birthdate	Age	Team	Lane	Mark
1	Kaila Jackson - Rayniah Jones - Sophia Beckmon - Mia Brahe-Pedersen				United States		42.74 (RNACU23)
2	Crystal Morrison - Shaquena Foote - Niesha Burgher - Shana-Kaye Anderson				Jamaica		43.80
3	Reneisha Andrews - Shaniqua Bascombe - Taejha Badal - Leal Bertrand				Trinidad And Tobago		44.50
4	Tiphanny Madrigal - Naydelin Calderon - Melanie Vargas - Ivanniz Blackwood				Costa Rica		50.49

### Final 4x400 Metres Relay U23, Women

RNAU23: 03:27.46, C.Day - B.Willkins - A.Le-Roy - N.Wilson (USA), 2008

Pos	Athlete Name	Number	Birthdate	Age	Team	Lane	Mark
1	Ziyah Holman - Kiah Williams - Jan´Tajjah Ford - Jermaisha Arnold				United States		03:26.83 (RNACU23)
2	Garriel White - Shaquena Foote - Joanne Reid - Shana-Kaye Anderson				Jamaica		03:28.50
3	Naydelin Calderon - Tiphanny Madrigal - Vielka Arias - Melanie Vargas				Costa Rica		04:09.81

### Exhibición High Jump U23, Women

RNAU23: 1.91, Akela Jones (BAR), 2016

Pos	Athlete Name	Number	Birthdate	Age	Team	Mark
1	Jenna ROGERS	417	18/04/2002	21	United States	1.83 m
2	María Jose RODRIGUEZ Luna	167	29/07/2003	20	Costa Rica	1.70 m

#### Detail

1.60 1.65 1.70 1.73 1.78 1.83 1.88

jenna ROGERS	united state	-	-	-	o	o	xo	xxx
maría jose RODRIGUEZ	costa rica	o	o	o	xxx			

# NACAC U18 & U23 Championship

Estadio Nacional, San José, CRC - 21 al 23 de Julio, 2023



## FINAL RESULTS

### Final Long Jump U23, Women

RNAU23: 6.74 -1.0, Quanesha Burks (USA), 2016

Pos	Athlete Name	Number	Birthdate	Age	Team	Mark	Wind
1	Sophia BECKMON	442	17/08/2005	18	United States	6.69 m	+2.7 m/s
2	Claire BRYANT	397	25/08/2001	22	United States	6.66 m	+3.4 m/s
3	Haila GONZALEZ Herrera	186	28/10/2003	20	Cuba	6.41 m	+2.5 m/s
4	Kimberly SMITH	90	02/04/2002	21	British Virgin Islands	5.94 m	+2.7 m/s
5	Ashantae GRAHAM	135	15/04/2003	20	Cayman Islands	5.91 m	-1.6 m/s
6	Rebeca Valerie BARRIENTOS Alpha	202	13/06/2001	22	El Salvador	5.73 m	+0.9 m/s
7	Danisha CHIMILIO Ávila	207	10/04/2005	18	Guatemala	5.68 m	+1.1 m/s
8	Raisa THUNIG Pichardo	195	05/08/2003	20	Dominican Republic	5.54 m	+3.1 m/s
9	Tiphanny Dayana MADRIGAL Chaves	181	02/11/2004	19	Costa Rica	5.01 m	+2.1 m/s

#### Detail

		1	2	3	4	5	6
sophia BECKMON	united states	6.05 +0.4	x	6.51 +1.0	6.62 +2.8	6.69 +2.7	x
claire BRYANT	united states	6.61 +1.9	6.58 +2.0	6.60 +0.5	6.59 +4.7	6.66 +3.4	6.62 +1.9
haila GONZALEZ	cuba	x	6.41 +2.5	x	x	6.36 +2.7	5.03 +5.1
kimberly SMITH	british virgin is	5.55 +1.6	5.64 +2.6	5.94 +2.7	5.49 +0.3	5.57 +5.0	x
ashantae GRAHAM	cayman islands	x	5.91 -1.6	5.36 +2.4	5.29 +0.2	5.56 +5.3	x
rebeca valerie BARRIENT	el salvador	5.62 +3.3	x	5.73 +0.8	5.73 +0.9	5.56 +2.1	5.58 -0.2
danisha CHIMILIO	guatemala	5.57 +2.1	5.55 +3.4	5.68 +1.1	5.34 +1.9	x	5.55 +3.5
raisa THUNIG	dominican rept	x	x	5.51 +2.6	5.54 +3.1	5.48 +3.1	5.15 +3.6
tiphanny dayana MADRIG	costa rica	5.01 +2.1	4.84 +2.1	4.78 +0.7			

### Final Triple Jump U23, Women

RNAU23: 14.28, Yarianna Martinez (CUB), 2006

Pos	Athlete Name	Number	Birthdate	Age	Team	Mark	Wind
1	Rhianna PHIPPS	288	11/02/2001	22	Jamaica	13.61 m	-1.3 m/s
2	Euphenie ANDRE	407	16/03/2001	22	United States	13.42 m	+3.4 m/s
3	Asherah COLLINS	389	14/11/2001	22	United States	13.04 m	-0.3 m/s
4	Danisha CHIMILIO Ávila	207	10/04/2005	18	Guatemala	11.98 m	+0.1 m/s
5	Rebeca Valerie BARRIENTOS Alpha	202	13/06/2001	22	El Salvador	11.94 m	-1.2 m/s
6	Tiphanny Dayana MADRIGAL Chaves	181	02/11/2004	19	Costa Rica	11.03 m	0.0 m/s

#### Detail

		1	2	3	4	5	6
rhianna PHIPPS	jamaica	13.06 +1.1	13.27 -0.5	13.61 -1.3	13.35 -1.4	13.33 -2.9	11.51 -1.0
euphenie ANDRE	united states	13.42 +3.4	x	x	13.12 -0.6	x	13.17 -1.8
asherah COLLINS	united states	12.80 +0.4	12.51 -0.4	13.04 -0.3	12.72 -0.7	12.85 -0.6	12.79 -1.0
danisha CHIMILIO	guatemala	x	11.84 +1.2	x	x	11.76 -2.0	11.98 +0.1
rebeca valerie BARRIENT	el salvador	x	x	x	11.94 -1.2	11.83 -3.3	11.86 -1.2
tiphanny dayana MADRIG	costa rica	x	x	11.03 0.0	x	x	x

# NACAC U18 & U23 Championship

Estadio Nacional, San José, CRC - 21 al 23 de Julio, 2023



## FINAL RESULTS

### Final Pole Vault U23, Women

RNAU23: 4.40, Sandi Morris (USA), 2014

Pos	Athlete Name	Number	Birthdate	Age	Team	Mark
1	Sydney HORN	443	26/07/2002	21	United States	4.41 m (RNACU23)
2	Heather ABADIE	113	21/02/2003	20	Canada	3.95 m
3	Vielka Paola ARIAS Mora	184	01/06/2003	20	Costa Rica	3.55 m
	Andrea Paola MACHUCA Gochez	199	17/08/2003	20	El Salvador	NM
	Hana MOLL	408	31/01/2005	18	United States	NM

#### Detail

3.25 3.35 3.45 3.55 3.65 3.75 3.85 3.95 4.05 4.15 4.25 4.41 4.51

Athlete Name	Country	3.25	3.35	3.45	3.55	3.65	3.75	3.85	3.95	4.05	4.15	4.25	4.41	4.51
sydney HORN	united state	-	-	-	-	-	-	-	-	XO	XO	XXO	XXO	XXX
heather ABADIE	canada	-	-	-	-	-	-	-	XO	XXX				
vielka paola ARIAS	costa rica	-	XO	-	O	-	XXX							
andrea paola MACHUCA	el salvador	XXX												
hana MOLL	united state	-	-	-	-	-	-	-	-	-	-	XXX		

### Final Shot Put 4 kg U23, Women

RNAU23: 18.49, Raven Saunders (USA), 2016

Pos	Athlete Name	Number	Birthdate	Age	Team	Mark
1	Jaida ROSS	412	29/10/2001	22	United States	18.35 m
2	Jalani DAVIS	413	23/05/2001	22	United States	17.20 m
3	Danielle SLOLEY	257	17/06/2001	22	Jamaica	16.23 m
4	Mia SYLVESTER	77	27/09/2004	19	Belize	14.46 m
5	Shanice HUTSON	70	10/05/2002	21	Barbados	14.00 m
6	Alejandra Jasmin ROSALES Rosales	198	28/02/2002	21	El Salvador	12.22 m

#### Detail

Athlete Name	Country	1	2	3	4	5	6
jaida ROSS	united states	18.10	17.78	17.92	17.85	x	18.35
jalani DAVIS	united states	17.20	x	x	x	x	x
danielle SLOLEY	jamaica	15.42	x	15.45	16.23	15.04	15.82
mia SYLVESTER	belize	12.62	x	13.02	13.78	13.69	14.46
shanice HUTSON	barbados	x	13.54	14.00	13.52	13.63	x
alejandra jasmin ROSALE	el salvador	10.76	12.22	11.92	11.48	x	x

### Final Javelin Throw 600g U23, Women

RNAU23: 57.09, Yulenmis Aguilar (CUB), 2016

Pos	Athlete Name	Number	Birthdate	Age	Team	Mark
1	Rhema OTABOR	44	03/12/2002	21	Bahamas	57.48 m (RNACU23)
2	Maura HUWALT	428	12/06/2001	22	United States	49.25 m
3	Kimberly SMITH	90	02/04/2002	21	British Virgin Islands	37.54 m

#### Detail

Athlete Name	Country	1	2	3	4	5	6
rhema OTABOR	bahamas	54.14	53.61	57.48	55.23	55.90	x
maura HUWALT	united states	49.25	45.54	x	46.22	46.62	46.14
kimberly SMITH	british virgin is	37.54	x	34.89	x	-	-

# NACAC U18 & U23 Championship

Estadio Nacional, San José, CRC - 21 al 23 de Julio, 2023



## FINAL RESULTS

### Final Hammer Throw 4 kg U23, Women

RNAU23: 71.39, Amanda Bingson (USA), 2012

Pos	Athlete Name	Number	Birthdate	Age	Team	Mark
1	Jalani DAVIS	413	23/05/2001	22	United States	63.81 m
2	Yanielys Marie TORRES Rios	334	05/09/2003	20	Puerto Rico	58.81 m
3	Michaelle VALENTIN	231	22/03/2001	22	Haiti	57.51 m
4	Sophie Gabriela PÉREZ González	223	24/01/2004	19	Guatemala	57.39 m

#### Detail

		1	2	3	4	5	6
jalani DAVIS	united states	x	60.82	x	x	63.81	x
yanielys marie TORRES	puerto rico	55.36	56.79	x	57.45	58.81	x
michaelle VALENTIN	haiti	57.51	55.58	x	x	x	x
sophie gabriela PÉREZ	guatemala	x	57.39	54.06	x	56.04	54.11

### Final Discus Throw 1 kg U23, Women

RNAU23: 60.14, Shanice Love (JAM), 2019

Pos	Athlete Name	Number	Birthdate	Age	Team	Mark
1	Melany Del Pilar MATHEUS Morejon	188	19/01/2001	22	Cuba	59.60 m
2	Shelby FRANK	441	01/06/2002	21	United States	56.96 m
3	Michaelle VALENTIN	231	22/03/2001	22	Haiti	51.62 m
4	Damali WILLIAMS	255	20/11/2003	20	Jamaica	49.11 m
5	Shakera KIRK	373	11/12/2003	20	Trinidad And Tobago	44.95 m
6	Lalenii GRANT	365	05/10/2004	19	Trinidad And Tobago	44.37 m
7	Shanice HUTSON	70	10/05/2002	21	Barbados	42.64 m
8	Alejandra Jasmin ROSALES Rosales	198	28/02/2002	21	El Salvador	41.12 m
9	Mia SYLVESTER	77	27/09/2004	19	Belize	37.45 m
10	Yanelli DAWKINS	139	08/06/2005	18	Cayman Islands	35.50 m
	Brianna SMITH	136	10/08/2005	18	Cayman Islands	NM
	Corinne JEMISON	402	12/04/2001	22	United States	NM
	Cedricka WILLIAMS	250	02/06/2004	19	Jamaica	DNS

#### Detail

		1	2	3	4	5	6
melany del pilar MATHEL	cuba	59.60	x	51.48	52.07	54.92	54.63
shelby FRANK	united states	x	53.63	53.22	54.06	53.53	56.96
michaelle VALENTIN	haiti	50.42	x	x	45.02	48.26	51.62
damali WILLIAMS	jamaica	46.81	47.52	x	49.11	47.63	48.31
shakera KIRK	trinidad and to	44.60	x	44.95	44.87	34.88	44.91
lalenii GRANT	trinidad and to	x	x	42.30	41.81	43.12	44.37
shanice HUTSON	barbados	42.54	41.78	42.25	39.93	x	42.64
alejandra jasmin ROSALE	el salvador	41.12	40.53	37.66	x	39.62	40.73
mia SYLVESTER	belize	36.63	x	37.45			
yanelli DAWKINS	cayman islands	33.63	35.50	x			
brianna SMITH	cayman islands	x	x	x			
corinne JEMISON	united states	x	x	x			

# NACAC U18 & U23 Championship

Estadio Nacional, San José, CRC - 21 al 23 de Julio, 2023



## FINAL RESULTS

### Exhibición Heptathlon U23, Women

RNAU23: 5810, Gretchen Quintana (CUB), 1900

Pos	Athlete Name	100mH	HJ	SP	200m	LJ	JT	800m	Mark
1	Jadin O'BRIEN United States	+2.0 <b>13.90</b> 993 pts	<b>1.68</b> 830 pts	<b>13.75</b> 777 pts	+2.5 <b>24.42</b> 941 pts	+0.8 <b>5.81</b> 792 pts	<b>38.02</b> 629 pts	<b>2:20.52</b> 816 pts	<b>5778 pts</b>
2	Shaunece MILLER Bahamas	+2.0 <b>15.34</b> 797 pts	<b>1.62</b> 759 pts	<b>8.02</b> 401 pts	+2.5 <b>26.17</b> 782 pts	+1.6 <b>5.15</b> 601 pts	<b>19.83</b> 286 pts	<b>2:32.26</b> 665 pts	<b>4291 pts</b>

### Points Heptathlon - 100 Metres Hurdles 0.84 (1) U23, Women

Pos	Athlete Name	Number	Birthdate	Age	Team	Lane	Mark
1	Jadin O'BRIEN	<b>411</b>	08/05/2002	21	United States	5	<b>13.90</b> 993 pts +2.0 m/s
2	Shaunece MILLER	<b>49</b>	27/05/2004	19	Bahamas	4	<b>15.34</b> 797 pts +2.0 m/s

### Points Heptathlon - High Jump (2) U23, Women

Pos	Athlete Name	Number	Birthdate	Age	Team	Mark
1	Jadin O'BRIEN	<b>411</b>	08/05/2002	21	United States	<b>1.68 m</b> 830 pts
2	Shaunece MILLER	<b>49</b>	27/05/2004	19	Bahamas	<b>1.62 m</b> 759 pts

#### Detail

1.35 1.38 1.41 1.44 1.47 1.50 1.53 1.56 1.59 1.62 1.65 1.68 1.71

jadin O'BRIEN	united state	-	-	-	-	-	-	-	o	o	xo	o	o	xxx
shaunece MILLER	bahamas	-	-	-	-	-	o	-	o	xo	xo	xxx		

### Points Heptathlon - Shot Put 4 kg (3) U23, Women

Pos	Athlete Name	Number	Birthdate	Age	Team	Mark
1	Jadin O'BRIEN	<b>411</b>	08/05/2002	21	United States	<b>13.75 m</b> 777 pts
2	Shaunece MILLER	<b>49</b>	27/05/2004	19	Bahamas	<b>8.02 m</b> 401 pts

#### Detail

1 2 3 4 5 6

jadin O'BRIEN	united states	<b>13.56</b>	<b>13.73</b>	<b>13.75</b>		
shaunece MILLER	bahamas	<b>8.02</b>	<b>x</b>	<b>7.70</b>		

### Points Heptathlon - 200 Metres (4) U23, Women

Pos	Athlete Name	Number	Birthdate	Age	Team	Lane	Mark
1	Jadin O'BRIEN	<b>411</b>	08/05/2002	21	United States	5	<b>24.42</b> 941 pts +2.5 m/s
2	Shaunece MILLER	<b>49</b>	27/05/2004	19	Bahamas	4	<b>26.17</b> 782 pts +2.5 m/s

# NACAC U18 & U23 Championship

Estadio Nacional, San José, CRC - 21 al 23 de Julio, 2023



## FINAL RESULTS

### Points Heptathlon - Long Jump (5)

U23, Women

Pos	Athlete Name	Number	Birthdate	Age	Team	Mark		Wind
1	Jadin O'BRIEN	411	08/05/2002	21	United States	5.81 m	792 pts	+0.8 m/s
2	Shaunece MILLER	49	27/05/2004	19	Bahamas	5.15 m	601 pts	+1.6 m/s

#### Detail

		1	2	3	4	5	6
jadin O'BRIEN	united states	5.81	+0.8	5.80	+0.1	x	
shaunece MILLER	bahamas	4.70	+0.9	5.15	+1.6	4.83	+0.6

### Points Heptathlon - Javelin Throw 600g (6)

U23, Women

Pos	Athlete Name	Number	Birthdate	Age	Team	Mark	
1	Jadin O'BRIEN	411	08/05/2002	21	United States	38.02 m	629 pts
2	Shaunece MILLER	49	27/05/2004	19	Bahamas	19.83 m	286 pts

#### Detail

		1	2	3	4	5	6
jadin O'BRIEN	united states	36.48	37.56	38.02			
shaunece MILLER	bahamas	18.64	19.50	19.83			

### Points Heptathlon - 800 Metres (7)

U23, Women

Pos	Athlete Name	Number	Birthdate	Age	Team	Mark	
1	Jadin O'BRIEN	411	08/05/2002	21	United States	02:20.52	816 pts
2	Shaunece MILLER	49	27/05/2004	19	Bahamas	02:32.26	665 pts



# Age Group U23, Men

# NACAC U18 & U23 Championship

Estadio Nacional, San José, CRC - 21 al 23 de Julio, 2023



## FINAL RESULTS

### Semifinal 100 Metres U23, Men

RNAU23: 10.01 +1.1, Waseem Williams (JAM), 2019

Pos	Athlete Name	Number	Birthdate	Age	Team	Lane	Mark	
<b>HEAT # 1</b>								
1	Adrian KERR	240	07/10/2003	20	Jamaica	3	Q 10.09	+3.1 m/s
2	Omare LEWIS	368	26/11/2001	22	Trinidad And Tobago	5	Q 10.22	+3.1 m/s
3	Rodney HEATH JR.	434	22/05/2002	21	United States	4	q 10.23	+3.1 m/s
4	Darion SKERRITT	5	20/06/2001	22	Antigua & Barbuda	6	10.37	+3.1 m/s
5	Alejandro Antonio RICKETTS Martine	141	11/05/2003	20	Costa Rica	2	10.49	+3.1 m/s
6	Terrone WEBSTER	4	12/02/2004	19	Anguilla	1	10.84	+3.1 m/s
	Darren PIERRET	384	19/01/2002	21	Turks And Caicos Islands	7	FS	+3.1 m/s

Pos	Athlete Name	Number	Birthdate	Age	Team	Lane	Mark	
<b>HEAT # 2</b>								
1	Earl SIMMONS	339	26/12/2001	22	St. Vincent & The Grenadines	3	Q 10.16	+3.1 m/s
2	Samuel BLASKOWSKI	438	05/11/2002	21	United States	4	Q 10.22	+3.1 m/s
3	Adam MUSGROVE	12	17/01/2004	19	Bahamas	5	q 10.30	+3.1 m/s
4	Yeykell Eliuth ROMERO Rodríguez	310	16/11/2002	21	Nicaragua	2	10.37	+3.1 m/s
5	Dominic COLE	348	20/09/2001	22	Trinidad And Tobago	6	10.65	+3.1 m/s
6	Glenford WILLIAMS	74	18/01/2005	18	Belize	7	16.33	+3.1 m/s

Pos	Athlete Name	Number	Birthdate	Age	Team	Lane	Mark	
<b>HEAT # 3</b>								
1	Travis WILLIAMS	303	11/03/2003	20	Jamaica	4	Q 10.11	+1.9 m/s
2	Diego Andre GONZALEZ Salgado	315	17/04/2003	20	Puerto Rico	5	Q 10.13	+1.9 m/s
3	Darian CLARKE	64	05/03/2002	21	Barbados	6	10.32	+1.9 m/s
4	Wanyae BELLE	92	21/08/2003	20	British Virgin Islands	3	10.45	+1.9 m/s
5	Shamayl David KOOPER Zambola	178	28/05/2002	21	Costa Rica	2	10.77	+1.9 m/s
6	Sanjay WEEKES	306	04/06/2005	18	Montserrat	7	11.02	+1.9 m/s

### General Results

Pos	Athlete Name	Team	Heat	Mark	Wind
1	Adrian KERR	Jamaica	1	Q 10.09	+3.1 m/s
2	Travis WILLIAMS	Jamaica	3	Q 10.11	+1.9 m/s
3	Diego Andre GONZALEZ Salgado	Puerto Rico	3	Q 10.13	+1.9 m/s
4	Earl SIMMONS	St. Vincent & The Grenadines	2	Q 10.16	+3.1 m/s
5	Omare LEWIS	Trinidad And Tobago	1	Q 10.22	+3.1 m/s
5	Samuel BLASKOWSKI	United States	2	Q 10.22	+3.1 m/s
7	Rodney HEATH JR.	United States	1	q 10.23	+3.1 m/s
8	Adam MUSGROVE	Bahamas	2	q 10.30	+3.1 m/s
9	Darian CLARKE	Barbados	3	10.32	+1.9 m/s
10	Yeykell Eliuth ROMERO Rodríguez	Nicaragua	2	10.37	+3.1 m/s
10	Darion SKERRITT	Antigua & Barbuda	1	10.37	+3.1 m/s
12	Wanyae BELLE	British Virgin Islands	3	10.45	+1.9 m/s
13	Alejandro Antonio RICKETTS Martine	Costa Rica	1	10.49	+3.1 m/s
14	Dominic COLE	Trinidad And Tobago	2	10.65	+3.1 m/s
15	Shamayl David KOOPER Zambola	Costa Rica	3	10.77	+1.9 m/s
16	Terrone WEBSTER	Anguilla	1	10.84	+3.1 m/s
17	Sanjay WEEKES	Montserrat	3	11.02	+1.9 m/s
18	Glenford WILLIAMS	Belize	2	16.33	+3.1 m/s
	Darren PIERRET	Turks And Caicos Islands	1	FS	

# NACAC U18 & U23 Championship

Estadio Nacional, San José, CRC - 21 al 23 de Julio, 2023



## FINAL RESULTS

### Final 100 Metres U23, Men

RNAU23: 10.01 +1.1, Waseem Williams (JAM), 2019

Pos	Athlete Name	Number	Birthdate	Age	Team	Lane	Mark	
1	Adrian KERR	240	07/10/2003	20	<b>Jamaica</b>	4	<b>10.08</b>	+1.7 m/s
2	Travis WILLIAMS	303	11/03/2003	20	<b>Jamaica</b>	5	<b>10.12</b>	+1.7 m/s
3	Diego Andre GONZALEZ Salgado	315	17/04/2003	20	<b>Puerto Rico</b>	3	<b>10.22</b>	+1.7 m/s
4	Omare LEWIS	368	26/11/2001	22	<b>Trinidad And Tobago</b>	2	<b>10.28</b>	+1.7 m/s
5	Samuel BLASKOWSKI	438	05/11/2002	21	<b>United States</b>	7	<b>10.34</b>	+1.7 m/s
6	Earl SIMMONS	339	26/12/2001	22	<b>St. Vincent &amp; The Grenadines</b>	6	<b>10.35</b>	+1.7 m/s
7	Adam MUSGROVE	12	17/01/2004	19	<b>Bahamas</b>	8	<b>10.45</b>	+1.7 m/s
8	Rodney HEATH JR.	434	22/05/2002	21	<b>United States</b>	1	<b>10.63</b>	+1.7 m/s

# NACAC U18 & U23 Championship

Estadio Nacional, San José, CRC - 21 al 23 de Julio, 2023



## FINAL RESULTS

### Semifinal 200 Metres U23, Men

RNAU23: 19.99 +2.0, Curtis Mitchell (USA), 2010

Pos	Athlete Name	Number	Birthdate	Age	Team	Lane	Mark	
<b>HEAT # 1</b>								
1	Callum ROBINSON	102	20/10/2001	22	Canada	3	<b>Q 21.00</b>	+0.4 m/s
2	Terrence JONES	54	08/11/2002	21	Bahamas	4	<b>Q 21.07</b>	+0.4 m/s
3	Timothy FREDERICK	379	17/08/2001	22	Trinidad And Tobago	6	<b>q 21.13</b>	+0.4 m/s
4	Alexavier MONFRIES	242	08/02/2002	21	Jamaica	5	<b>21.22</b>	+0.4 m/s
5	Yeykell Eliuth ROMERO Rodríguez	310	16/11/2002	21	Nicaragua	2	<b>21.46</b>	+0.4 m/s
6	Alejandro Antonio RICKETTS Martine	141	11/05/2003	20	Costa Rica	7	<b>21.97</b>	+0.4 m/s
7	Terrone WEBSTER	4	12/02/2004	19	Anguilla	1	<b>22.62</b>	+0.4 m/s
	Rayvon HILLY-RUBEN Walkin	385	13/10/2005	18	Turks And Caicos Islands	8	<b>DNS</b>	+0.4 m/s

<b>HEAT # 2</b>								
1	Connor WASHINGTON	401	18/01/2003	20	United States	5	<b>Q 20.85</b>	0.0 m/s
2	Demar FRANCIS	259	25/01/2001	22	Jamaica	4	<b>Q 20.99</b>	0.0 m/s
3	Adam MUSGROVE	12	17/01/2004	19	Bahamas	3	<b>21.31</b>	0.0 m/s
4	Raheem TAITT Best	69	03/10/2001	22	Barbados	6	<b>21.86</b>	0.0 m/s
5	Suresh BLACK	82	22/05/2001	22	Bermuda	2	<b>21.96</b>	0.0 m/s
6	Samuel Jose IBAÑEZ Guevara	203	07/07/2003	20	El Salvador	8	<b>22.97</b>	0.0 m/s
7	Antony BARRANTES Bogantes	146	04/12/2002	21	Costa Rica	1	<b>23.13</b>	0.0 m/s
	Brandon DAVIS	226	30/01/2005	18	Haiti	7	<b>DNS</b>	0.0 m/s

<b>HEAT # 3</b>								
1	Brice CHABOT	394	08/03/2003	20	United States	4	<b>Q 21.02</b>	-0.1 m/s
2	Darion SKERRITT	5	20/06/2001	22	Antigua & Barbuda	6	<b>Q 21.07</b>	YC -0.1 m/s
3	Darian CLARKE	64	05/03/2002	21	Barbados	3	<b>q 21.16</b>	-0.1 m/s
4	Almond SMALL	98	16/01/2003	20	Canada	5	<b>21.42</b>	(.415) -0.1 m/s
5	Wanyae BELLE	92	21/08/2003	20	British Virgin Islands	2	<b>21.42</b>	(.418) -0.1 m/s
6	Jose Rene NAVAS Ortiz	201	12/07/2002	21	El Salvador	1	<b>22.37</b>	-0.1 m/s
7	Sanjay WEEKES	306	04/06/2005	18	Montserrat	7	<b>22.42</b>	-0.1 m/s

# NACAC U18 & U23 Championship

Estadio Nacional, San José, CRC - 21 al 23 de Julio, 2023



## FINAL RESULTS

### General Results

Pos	Athlete Name	Team	Heat	Mark	Wind
1	Connor WASHINGTON	United States	2	Q <b>20.85</b>	0.0 m/s
2	Demar FRANCIS	Jamaica	2	Q <b>20.99</b>	0.0 m/s
3	Callum ROBINSON	Canada	1	Q <b>21.00</b>	+0.4 m/s
4	Brice CHABOT	United States	3	Q <b>21.02</b>	-0.1 m/s
5	Darion SKERRITT	Antigua & Barbuda	3	Q <b>21.07</b>	YC -0.1 m/s
5	Terrence JONES	Bahamas	1	Q <b>21.07</b>	+0.4 m/s
7	Timothy FREDERICK	Trinidad And Tobago	1	q <b>21.13</b>	+0.4 m/s
8	Darian CLARKE	Barbados	3	q <b>21.16</b>	-0.1 m/s
9	Alexavier MONFRIES	Jamaica	1	<b>21.22</b>	+0.4 m/s
10	Adam MUSGROVE	Bahamas	2	<b>21.31</b>	0.0 m/s
11	Almond SMALL	Canada	3	<b>21.42</b>	(.415) -0.1 m/s
12	Wanyae BELLE	British Virgin Islands	3	<b>21.42</b>	(.418) -0.1 m/s
13	Yeykell Eliuth ROMERO Rodríguez	Nicaragua	1	<b>21.46</b>	+0.4 m/s
14	Raheem TAITT Best	Barbados	2	<b>21.86</b>	0.0 m/s
15	Suresh BLACK	Bermuda	2	<b>21.96</b>	0.0 m/s
16	Alejandro Antonio RICKETTS Martinez	Costa Rica	1	<b>21.97</b>	+0.4 m/s
17	Jose Rene NAVAS Ortiz	El Salvador	3	<b>22.37</b>	-0.1 m/s
18	Sanjay WEEKES	Montserrat	3	<b>22.42</b>	-0.1 m/s
19	Terrone WEBSTER	Anguilla	1	<b>22.62</b>	+0.4 m/s
20	Samuel Jose IBAÑEZ Guevara	El Salvador	2	<b>22.97</b>	0.0 m/s
21	Antony BARRANTES Bogantes	Costa Rica	2	<b>23.13</b>	0.0 m/s
	Rayvon HILLY-RUBEN Walkin	Turks And Caicos Islands	1	<b>DNS</b>	
	Brandon DAVIS	Haiti	2	<b>DNS</b>	

### Final 200 Metres U23, Men

RNAU23: 19.99 +2.0, Curtis Mitchell (USA), 2010

Pos	Athlete Name	Number	Birthdate	Age	Team	Lane	Mark	Wind
1	Callum ROBINSON	102	20/10/2001	22	Canada	3	<b>20.52</b>	+1.7 m/s
2	Demar FRANCIS	259	25/01/2001	22	Jamaica	5	<b>20.67</b>	+1.7 m/s
3	Connor WASHINGTON	401	18/01/2003	20	United States	4	<b>20.74</b>	+1.7 m/s
4	Brice CHABOT	394	08/03/2003	20	United States	6	<b>20.83</b>	+1.7 m/s
5	Darion SKERRITT	5	20/06/2001	22	Antigua & Barbuda	7	<b>20.90</b>	+1.7 m/s
6	Darian CLARKE	64	05/03/2002	21	Barbados	8	<b>20.91</b>	+1.7 m/s
7	Timothy FREDERICK	379	17/08/2001	22	Trinidad And Tobago	1	<b>21.39</b>	+1.7 m/s
	Terrence JONES	54	08/11/2002	21	Bahamas	2	<b>DNS</b>	+1.7 m/s

# NACAC U18 & U23 Championship

Estadio Nacional, San José, CRC - 21 al 23 de Julio, 2023



## FINAL RESULTS

### Semifinal 400 Metres U23, Men

RNAU23: 44.75, Le Jerald Betters (USA), 2008

Pos	Athlete Name	Number	Birthdate	Age	Team	Lane	Mark
<b>HEAT # 1</b>							
1	Reheem HAYLES	286	09/03/2001	22	<b>Jamaica</b>	5	<b>Q 45.15</b>
2	William JONES	445	03/10/2003	20	<b>United States</b>	4	<b>Q 45.17</b>
3	Tyrique JOHNSON	72	31/03/2002	21	<b>Barbados</b>	6	<b>Q 46.28</b>
4	Amal GLASGOW	337	07/11/2004	19	<b>St. Vincent &amp; The Grenadines</b>	2	<b>q 46.48</b>
5	Malik JOHN	91	02/03/2002	21	<b>British Virgin Islands</b>	1	<b>48.43</b>
	Brandon DAVIS	226	30/01/2005	18	<b>Haiti</b>	7	<b>DNS</b>
	Dennick LUKE	191	28/01/2001	22	<b>Dominica</b>	3	<b>DNS</b>

<b>HEAT # 2</b>							
1	Michael ROTH	124	22/03/2002	21	<b>Canada</b>	5	<b>Q 45.82</b>
2	Kyle GALE	67	11/01/2002	21	<b>Barbados</b>	3	<b>Q 46.00</b>
3	D´Andre ANDERSON	254	18/03/2001	22	<b>Jamaica</b>	4	<b>Q 46.47</b>
4	Wilbert ENCARNACION Luis	196	08/08/2001	22	<b>Dominican Republic</b>	6	<b>q 47.61</b>
5	Jose Rene NAVAS Ortiz	201	12/07/2002	21	<b>El Salvador</b>	7	<b>48.48</b>
6	Darius RAINEY	403	08/04/2004	19	<b>United States</b>	2	<b>48.82</b>
7	Jose Adrian ROWE Artola	159	15/11/2002	21	<b>Costa Rica</b>	1	<b>50.73</b>

### General Results

Pos	Athlete Name	Team	Heat	Mark
1	Reheem HAYLES	<b>Jamaica</b>	1	<b>Q 45.15</b>
2	William JONES	<b>United States</b>	1	<b>Q 45.17</b>
3	Michael ROTH	<b>Canada</b>	2	<b>Q 45.82</b>
4	Kyle GALE	<b>Barbados</b>	2	<b>Q 46.00</b>
5	Tyrique JOHNSON	<b>Barbados</b>	1	<b>Q 46.28</b>
6	D´Andre ANDERSON	<b>Jamaica</b>	2	<b>Q 46.47</b>
7	Amal GLASGOW	<b>St. Vincent &amp; The Grenadines</b>	1	<b>q 46.48</b>
8	Wilbert ENCARNACION Luis	<b>Dominican Republic</b>	2	<b>q 47.61</b>
9	Malik JOHN	<b>British Virgin Islands</b>	1	<b>48.43</b>
10	Jose Rene NAVAS Ortiz	<b>El Salvador</b>	2	<b>48.48</b>
11	Darius RAINEY	<b>United States</b>	2	<b>48.82</b>
12	Jose Adrian ROWE Artola	<b>Costa Rica</b>	2	<b>50.73</b>
	Brandon DAVIS	<b>Haiti</b>	1	<b>DNS</b>
	Dennick LUKE	<b>Dominica</b>	1	<b>DNS</b>

# NACAC U18 & U23 Championship

Estadio Nacional, San José, CRC - 21 al 23 de Julio, 2023



## FINAL RESULTS

### Final 400 Metres U23, Men

RNAU23: 44.75, Le Jerald Betters (USA), 2008

Pos	Athlete Name	Number	Birthdate	Age	Team	Lane	Mark
1	D´Andre ANDERSON	254	18/03/2001	22	Jamaica	7	45.56
2	Kyle GALE	67	11/01/2002	21	Barbados	6	45.80
3	William JONES	445	03/10/2003	20	United States	5	45.95
4	Michael ROTH	124	22/03/2002	21	Canada	3	46.47
5	Reheem HAYLES	286	09/03/2001	22	Jamaica	4	46.69
6	Amal GLASGOW	337	07/11/2004	19	St. Vincent & The Grenadines	1	47.10
7	Tyrique JOHNSON	72	31/03/2002	21	Barbados	2	47.35
	Wilbert ENCARNACION Luis	196	08/08/2001	22	Dominican Republic	8	FS

### Final 800 Metres U23, Men

RNAU23: 01:45.65, Charles Jock (USA), 2010

Pos	Athlete Name	Number	Birthdate	Age	Team	Mark
1	Handal ROBAN	338	05/09/2002	21	St. Vincent & The Grenadines	01:47.43
2	Sean DOLAN	439	19/03/2001	22	United States	01:47.54
3	Dennick LUKE	191	28/01/2001	22	Dominica	01:47.62
4	Abdullahi HASSAN	94	28/07/2002	21	Canada	01:47.63
5	Leroy RUSSELL	120	31/07/2001	22	Canada	01:52.18
6	Genesis JOSEPH	351	17/04/2001	22	Trinidad And Tobago	01:52.69
7	William SUMNER	446	22/10/2003	20	United States	01:52.79
8	Jahleel ARMSTRONG	65	24/11/2003	20	Barbados	01:54.05
9	Luis Alexander SEGURA Hernandez	164	25/03/2001	22	Costa Rica	01:55.11
10	Matthew William COOK Gutierrez	172	20/10/2003	20	Costa Rica	01:56.02
11	Fredd Alexander PONCE	308	07/07/2001	22	Nicaragua	01:56.65
12	Stefan CAMEJO	375	18/09/2004	19	Trinidad And Tobago	01:59.65

### Final 1.500 Metres U23, Men

RNAU23: 03:44.45, Oliver Collin (CAN), 2010

Pos	Athlete Name	Number	Birthdate	Age	Team	Mark
1	Emile TOUPIN	109	15/04/2003	20	Canada	04:00.01
2	Hector Alberto PAGAN Ortiz	320	16/10/2001	22	Puerto Rico	04:01.61
3	Foster MALLECK	110	12/08/2001	22	Canada	04:02.43
4	Brandon Alexanderz BARRANTES Cal	147	28/10/2002	21	Costa Rica	04:05.82
5	Ryan OUTERBRIDGE	81	17/12/2002	21	Bermuda	04:06.29
6	Josenyer JAVIER Cabrera	194	02/09/2002	21	Dominican Republic	04:06.34

### Final 5.000 Metres U23, Men

RNAU23: 14:32.90, Diego Borrego (MEX), 2010

Pos	Athlete Name	Number	Birthdate	Age	Team	Mark
1	Cole SPROUT	399	03/12/2001	22	United States	14:11.78 (RNACU23)
2	Hector Alberto PAGAN Ortiz	320	16/10/2001	22	Puerto Rico	14:29.39
3	Esteban OSES Campos	153	12/02/2004	19	Costa Rica	15:33.04

# NACAC U18 & U23 Championship

Estadio Nacional, San José, CRC - 21 al 23 de Julio, 2023



## FINAL RESULTS

### Exhibición 10.000 Metres Race Walk U23, Men

RNAU23: 42:09.49, Gustavo Solis (MEX), 2019

Pos	Athlete Name	Number	Birthdate	Age	Team	Mark
1	José Mariano ORDÓÑEZ Chica	211	16/01/2001	22	 Guatemala	44:55.05
2	Samuel ALLEN	437	06/05/2002	21	 United States	49:26.82



# NACAC U18 & U23 Championship

Estadio Nacional, San José, CRC - 21 al 23 de Julio, 2023



## FINAL RESULTS

### Semifinal 110 mts Hurdles 1.07 U23, Men

RNAU23: 13.31 +1.8, Shane Brathwaite (BAR), 2012

Pos	Athlete Name	Number	Birthdate	Age	Team	Lane	Mark	
<b>HEAT # 1</b>								
1	Connor SCHULMAN	400	02/07/2001	22	United States	4	Q 13.55	+0.6 m/s
2	Jaheem HAYLES	267	20/03/2001	22	Jamaica	5	Q 13.80	+0.6 m/s
3	Antoine ANDREWS	15	12/04/2003	20	Bahamas	3	Q 14.09	+0.6 m/s
4	Edgardo Saul LOPEZ Maldonado	316	11/06/2002	21	Puerto Rico	2	q 14.10	+0.6 m/s
5	David ADELEYE	106	07/09/2002	21	Canada	6	q 14.30	+0.6 m/s
6	Glenford WILLIAMS	74	18/01/2005	18	Belize	7	18.13	+0.6 m/s

<b>HEAT # 2</b>								
1	Craig THORNE	105	03/01/2001	22	Canada	5	Q 13.52	-0.1 m/s
2	Isaiah PATRICK	204	09/11/2003	20	Grenada	2	Q 13.87	-0.1 m/s
3	Jordani WOODLEY	274	12/11/2001	22	Jamaica	3	Q 14.21	-0.1 m/s
4	Justin GUY	357	16/10/2002	21	Trinidad And Tobago	6	14.46	-0.1 m/s
5	Jose Manuel MARIN Rodriguez	160	10/10/2003	20	Costa Rica	7	15.87	-0.1 m/s
	Jayden SMITH	416	29/05/2003	20	United States	4	DQ	Art. 22.6 -0.1 m/s

### General Results

Pos	Athlete Name	Team	Heat	Mark	Wind
1	Craig THORNE	Canada	2 Q	13.52	-0.1 m/s
2	Connor SCHULMAN	United States	1 Q	13.55	+0.6 m/s
3	Jaheem HAYLES	Jamaica	1 Q	13.80	+0.6 m/s
4	Isaiah PATRICK	Grenada	2 Q	13.87	-0.1 m/s
5	Antoine ANDREWS	Bahamas	1 Q	14.09	+0.6 m/s
6	Edgardo Saul LOPEZ Maldonado	Puerto Rico	1 q	14.10	+0.6 m/s
7	Jordani WOODLEY	Jamaica	2 Q	14.21	-0.1 m/s
8	David ADELEYE	Canada	1 q	14.30	+0.6 m/s
9	Justin GUY	Trinidad And Tobago	2	14.46	-0.1 m/s
10	Jose Manuel MARIN Rodriguez	Costa Rica	2	15.87	-0.1 m/s
11	Glenford WILLIAMS	Belize	1	18.13	+0.6 m/s
	Jayden SMITH	United States	2	DQ	Art. 22.6

### Final 110 mts Hurdles 1.07 U23, Men








RNAU23: 13.31 +1.8, Shane Brathwaite (BAR), 2012

Pos	Athlete Name	Number	Birthdate	Age	Team	Lane	Mark	
1	Connor SCHULMAN	400	02/07/2001	22	United States	5	13.40	+0.6 m/s
2	Antoine ANDREWS	15	12/04/2003	20	Bahamas	2	13.57	+0.6 m/s
3	Jaheem HAYLES	267	20/03/2001	22	Jamaica	3	13.73	+0.6 m/s
4	Edgardo Saul LOPEZ Maldonado	316	11/06/2002	21	Puerto Rico	7	13.99	+0.6 m/s
5	David ADELEYE	106	07/09/2002	21	Canada	8	14.13	+0.6 m/s
	Jordani WOODLEY	274	12/11/2001	22	Jamaica	1	DNF	+0.6 m/s
	Isaiah PATRICK	204	09/11/2003	20	Grenada	6	DNF	+0.6 m/s
	Craig THORNE	105	03/01/2001	22	Canada	4	DQ	TR 17.2.2 +0.6 m/s

## FINAL RESULTS

### Final 400 Metres Hurdles 0.91 U23, Men

RNAU23: 48.80, Kenneth Ferguson (USA), 2006

Pos	Athlete Name	Number	Birthdate	Age	Team	Lane	Mark
1	Caleb CAVANAUGH	395	31/03/2001	22	 <b>United States</b>	5	<b>49.35</b>
2	Assinie WILSON	245	04/10/2002	21	 <b>Jamaica</b>	4	<b>49.70</b>
3	Yeral NUNEZ Mercedes	197	09/01/2003	20	 <b>Dominican Republic</b>	3	<b>49.95</b>
4	Michael Gabriel OLASIO Adorno	330	03/12/2003	20	 <b>Puerto Rico</b>	6	<b>51.91</b>
5	Gary Esteban ALTAMIRANO Chinchill	155	06/02/2002	21	 <b>Costa Rica</b>	1	<b>53.53</b>
6	Dorian CHARLES	349	18/06/2005	18	 <b>Trinidad And Tobago</b>	2	<b>53.71</b>
7	Samuel Jose IBAÑEZ Guevara	203	07/07/2003	20	 <b>El Salvador</b>	7	<b>54.42</b>






### Final 3.000 Metres Steeplechase 0.91 U23, Men

RNAU23: 08:52.42, Noe Durado (MEX), 2004

Pos	Athlete Name	Number	Birthdate	Age	Team	Mark
1	Kevin ROBERTSON	119	13/07/2001	22	 <b>Canada</b>	<b>09:04.77</b>
2	Paulo De Jesus GOMEZ Gonzalez	177	18/02/2004	19	 <b>Costa Rica</b>	<b>09:10.48</b>
3	Carson WILLIAMS	396	13/02/2002	21	 <b>United States</b>	<b>09:30.66</b>

### Final 4x100 Metres Relay U23, Men

RNAU23: 38.39, J.Hall - T.Williams - C.Dykes - J.Samuels (USA), 2008

Pos	Athlete Name	Number	Birthdate	Age	Team	Lane	Mark
1	Jehlani Gordon - Adrian Kerr - Travis Williams - Shakur Williams				 <b>Jamaica</b>		<b>39.04</b>
2	Antoine Andrews - Adam Musgrove - Carlos Brown - Terrence Jones				 <b>Bahamas</b>		<b>39.59</b>
3	Blaise Atkinson - Brice Chabot - Rodney Heath Jr. - Samuel Blaskowski				 <b>United States</b>		<b>39.62</b>
4	Justin Guy - Omare Lewis - Timothy Frederick - Dominic Cole				 <b>Trinidad And Tobago</b>		<b>40.19</b>
5	Gary Altamirano - Antony Barrantes - Alejandro Ricketts - Shamayl Kooper				 <b>Costa Rica</b>		<b>41.77</b>

# NACAC U18 & U23 Championship

Estadio Nacional, San José, CRC - 21 al 23 de Julio, 2023



## FINAL RESULTS

### Final 4x400 Metres Relay U23, Men

RNAU23: 02:58.83, L.Betters - O.Wilder - J.Hughes - T.Tate (USA), 2010

Pos	Athlete Name	Number	Birthdate	Age	Team	Lane	Mark
1	Assinie Wilson - Reheem Hayles - Delano Kennedy - D ´Andre Anderson				<b>Jamaica</b>		<b>03:02.44</b>
2	William Jones - Caleb Cavanaugh - Connor Washington - William Sumner				<b>United States</b>		<b>03:03.84</b>
3	Tyrique Johnson - Jahleel Armstrong - Kyle Gale - Raheem Taitt				<b>Barbados</b>		<b>03:04.33</b>
4	Callum Robinson - Abdullahi Hassan - Almond Small - Michael Roth				<b>Canada</b>		<b>03:06.37</b>
5	Genesis Joseph - Timothy Frederick - Dorian Charles - Stefan Camejo				<b>Trinidad And Tobago</b>		<b>03:11.25</b>
	Gary Altamirano - Luis Segura - Jose Rowe - Shamayl Kooper				<b>Costa Rica</b>		<b>DQ</b> RT 24.19

### Final High Jump U23, Men

RNAU23: 2.28, Ryan Ingraham (BAH), 2014

Pos	Athlete Name	Number	Birthdate	Age	Team	Mark
1	Romaine BECKFORD	290	09/07/2002	21	<b>Jamaica</b>	<b>2.21 m</b>
2	Kason O ´RILEY	422	05/03/2002	21	<b>United States</b>	<b>2.18 m</b>
3	Shaun MILLER JR.	48	30/07/2001	22	<b>Bahamas</b>	<b>2.15 m</b>
4	Andrew TAYLOR	388	21/05/2002	21	<b>United States</b>	<b>2.15 m</b>
5	Aiden GROUT	96	25/06/2002	21	<b>Canada</b>	<b>2.10 m</b>
	Justin Fabian BRICEÑO Cordoba	163	14/06/2004	19	<b>Costa Rica</b>	<b>NM</b>

#### Detail

1.85 2.00 2.05 2.10 2.15 2.18 2.21 2.24

Athlete Name	Team	1.85	2.00	2.05	2.10	2.15	2.18	2.21	2.24
romaine BECKFORD	jamaica	-	-	-	XO	XO	O	O	xxx
kason O ´RILEY	united state	-	-	O	O	O	O	xxx	
shaun MILLER JR.	bahamas	-	-	-	XXO	O	-	XX-	X
andrew TAYLOR	united state	-	O	O	O	XXO	xxx		
aiden GROUT	canada	-	-	O	XO	xxx			
justin fabian BRICEÑO	costa rica	xxx							

# NACAC U18 & U23 Championship

Estadio Nacional, San José, CRC - 21 al 23 de Julio, 2023



## FINAL RESULTS

### Final Long Jump U23, Men

RNAU23: 8.25 +0.7, Andwuelle Wright (TTO), 2019

Pos	Athlete Name	Number	Birthdate	Age	Team	Mark	Wind
1	Malcolm CLEMONS	427	08/03/2002	21	United States	<b>8.21 m</b>	+0.5 m/s
2	Jeremiah DAVIS	418	31/08/2001	22	United States	<b>8.10 m</b>	+2.3 m/s
3	Jordan TURNER	273	12/09/2002	21	Jamaica	<b>7.82 m</b>	-0.4 m/s
4	Uroy RYAN	341	22/03/2004	19	St. Vincent & The Grenadines	<b>7.80 m</b>	+0.6 m/s
5	Kavian KERR	278	10/02/2002	21	Jamaica	<b>7.69 m</b>	+2.7 m/s
6	Isaiah PATRICK	204	09/11/2003	20	Grenada	<b>7.40 m</b>	+2.4 m/s
7	Kelsey DANIEL	361	17/04/2001	22	Trinidad And Tobago	<b>7.15 m</b>	-1.9 m/s
	Marc JEANNOT	230	17/03/2001	22	Haiti	<b>DNS</b>	
	Rayvon HILLY-RUBEN Walkin	385	13/10/2005	18	Turks And Caicos Islands	<b>DNS</b>	

Detail		1		2		3		4		5		6	
malcolm CLEMONS	united states	<b>7.97</b>	0.0	<b>8.01</b>	+1.4	<b>6.06</b>	+1.2	x		x		<b>8.21</b>	+0.5
jeremiah DAVIS	united states	<b>7.88</b>	+0.6	<b>7.97</b>	+1.3	<b>8.10</b>	+2.3	x		<b>7.93</b>	-0.3	<b>7.98</b>	+1.1
jordan TURNER	jamaica	x		x		<b>7.72</b>	+1.1	<b>7.82</b>	+1.3	<b>7.82</b>	-0.4	<b>7.40</b>	-0.7
uroy RYAN	st. vincent & tf	<b>7.52</b>	+2.5	<b>7.71</b>	+0.6	<b>7.80</b>	+0.6	<b>7.67</b>	+0.7	<b>7.33</b>	-0.7	<b>7.71</b>	-1.2
kavian KERR	jamaica	<b>7.69</b>	+1.4	<b>7.69</b>	+2.7	x		<b>6.94</b>	+1.1	<b>4.70</b>	-0.9	<b>7.31</b>	-1.7
isaiah PATRICK	grenada	<b>7.21</b>	+2.4	<b>7.17</b>	-0.4	<b>7.25</b>	+1.0	x		<b>7.40</b>	+2.4	<b>7.07</b>	+0.4
kelsey DANIEL	trinidad and to	<b>7.15</b>	-1.9	-		-		-		-		-	

### Final Triple Jump U23, Men

RNAU23: 17.01 +0.5, Osniel Tosca (CUB), 2006

Pos	Athlete Name	Number	Birthdate	Age	Team	Mark	Wind
1	Russell ROBINSON	435	27/06/2001	22	United States	<b>16.64 m</b>	+2.1 m/s
2	Salif MANE	436	15/09/2001	22	United States	<b>16.49 m</b>	+2.0 m/s
3	Kelsey DANIEL	361	17/04/2001	22	Trinidad And Tobago	<b>16.19 m</b>	+2.4 m/s
4	Kenneth WEST	118	28/02/2002	21	Canada	<b>15.84 m</b>	+3.5 m/s
5	Marc JEANNOT	230	17/03/2001	22	Haiti	<b>15.15 m</b>	+1.8 m/s
	Elias Jose OCAMPO Rodriguez	150	26/07/2002	21	Costa Rica	<b>NM</b>	
	Uroy RYAN	341	22/03/2004	19	St. Vincent & The Grenadines	<b>DNS</b>	

Detail		1		2		3		4		5		6	
russell ROBINSON	united states	<b>16.64</b>	+2.1	x		<b>16.00</b>	+1.5	<b>16.36</b>	+3.0	x		<b>14.72</b>	+3.3
salif MANE	united states	x		<b>16.49</b>	+2.0	x		-		x		x	
kelsey DANIEL	trinidad and to	<b>15.76</b>	0.0	<b>15.99</b>	+1.9	x		x		<b>14.54</b>	+1.0	<b>16.19</b>	+2.4
kenneth WEST	canada	x		<b>14.86</b>	+6.5	x		<b>15.84</b>	+3.5	<b>13.42</b>	+3.3	x	
marc JEANNOT	haiti	x		<b>13.17</b>	+4.8	<b>14.97</b>	+6.4	-		<b>14.85</b>	+3.3	<b>15.15</b>	+1.8
elias jose OCAMPO	costa rica	x		x		x		ret					

# NACAC U18 & U23 Championship

Estadio Nacional, San José, CRC - 21 al 23 de Julio, 2023



## FINAL RESULTS

### Final Pole Vault U23, Men

RNAU23: 5.60, Clayton Fritsch (USA), 2019

Pos	Athlete Name	Number	Birthdate	Age	Team	Mark
1	Hunter GARRETSON	410	01/04/2002	21	United States	5.61 m (RNACU23)
2	Brenden VANDERPOOL	453	10/06/2005	18	Bahamas	4.95 m
3	Jonathan Jose LOPEZ Mattei	321	20/02/2001	22	Puerto Rico	4.75 m
4	Daniel MACHADO Morales	200	10/04/2003	20	El Salvador	4.35 m
	Clayton SIMMS	398	08/10/2002	21	United States	NM

#### Detail

4.35 4.50 4.65 4.75 4.85 4.95 5.15 5.35 5.50 5.61 5.72

Athlete Name	Country	4.35	4.50	4.65	4.75	4.85	4.95	5.15	5.35	5.50	5.61	5.72
hunter GARRETSON	united state	-	-	-	-	-	-	-	XO	O	XXO	XXX
brenden VANDERPOOL	bahamas	-	-	O	XXO	-	O	XXX				
jonathan jose LOPEZ	puerto rico	-	O	O	O	XXX						
daniel MACHADO	el salvador	O	XXX									
clayton SIMMS	united state	-		-	-	-	-	-	XXX			

### Final Shot Put 7.26 kg U23, Men

RNAU23: 20.81, Jordan Geist (USA), 2019

Pos	Athlete Name	Number	Birthdate	Age	Team	Mark
1	Maxwell OTTERDAHL	429	31/05/2001	22	United States	19.41 m
2	Jason SWARENS	415	31/05/2002	21	United States	19.02 m
3	Christopher CRAWFORD	347	02/11/2001	22	Trinidad And Tobago	17.84 m
4	Kobe LAWRENCE	279	12/02/2004	19	Jamaica	17.45 m
5	Jorge Luis CONTRERAS Nazario	323	11/06/2001	22	Puerto Rico	16.31 m
6	Jeims MOLINA Alvarez	157	16/04/2004	19	Costa Rica	13.77 m

#### Detail

Athlete Name	Country	1	2	3	4	5	6
maxwell OTTERDAHL	united states	x	x	x	18.79	x	19.41
jason SWARENS	united states	18.05	x	18.91	19.02	17.70	18.53
christopher CRAWFORD	trinidad and to	x	17.84	x	x	x	x
kobe LAWRENCE	jamaica	x	15.29	16.44	17.45	x	17.37
jorge luis CONTRERAS	puerto rico	15.61	16.31	x	x	x	x
jeims MOLINA	costa rica	13.30	13.77	13.36	x	x	x

# NACAC U18 & U23 Championship

Estadio Nacional, San José, CRC - 21 al 23 de Julio, 2023



## FINAL RESULTS

### Final Javelin Throw 800g U23, Men

RNAU23: 81.89, Anderson Peters (GRN), 2019

Pos	Athlete Name	Number	Birthdate	Age	Team	Mark
1	Keyshawn STRACHAN	34	18/12/2003	20	Bahamas	78.37 m
2	Dash SIRMON	404	10/02/2004	19	United States	75.28 m
3	Braden PRESSER	393	25/04/2002	21	United States	72.60 m
4	Jose Alejandro SANTANA Melendez	324	25/02/2003	20	Puerto Rico	69.20 m
5	Dorian CHARLES	349	18/06/2005	18	Trinidad And Tobago	53.33 m

#### Detail

		1	2	3	4	5	6
keyshawn STRACHAN	bahamas	65.76	68.42	78.37	71.33	-	66.76
dash SIRMON	united states	63.87	64.52	75.28	59.89	71.65	70.87
braden PRESSER	united states	68.40	72.60	66.21	66.03	66.33	69.76
jose alejandro SANTANA	puerto rico	56.88	62.21	68.50	67.24	65.93	69.20
dorian CHARLES	trinidad and to	x	53.33	x	53.02	x	52.02

### Final Hammer Throw 7.26 kg U23, Men

RNAU23: 74.55, Diego Del Real (MEX), 2016

Pos	Athlete Name	Number	Birthdate	Age	Team	Mark
1	Kyle MOISON	424	01/09/2001	22	United States	64.93 m
2	Kade MCCALL	420	13/03/2002	21	United States	64.69 m
3	Michael SOLER Mercado	329	22/08/2001	22	Puerto Rico	62.83 m
4	Rodrigo Antonio MORAN Gaitán	222	24/01/2004	19	Guatemala	55.96 m
5	Jeims MOLINA Alvarez	157	16/04/2004	19	Costa Rica	47.94 m

#### Detail

		1	2	3	4	5	6
kyle MOISON	united states	60.02	62.48	64.93	63.38	63.10	64.36
kade MCCALL	united states	x	64.25	64.46	64.37	64.69	x
michael SOLER	puerto rico	x	59.14	58.97	58.34	58.12	62.83
rodrigo antonio MORAN	guatemala	53.63	55.44	55.14	55.96	54.65	54.69
jeims MOLINA	costa rica	x	44.60	47.94	x	x	39.81

# NACAC U18 & U23 Championship

Estadio Nacional, San José, CRC - 21 al 23 de Julio, 2023



## FINAL RESULTS

### Final Discus Throw 2 kg U23, Men

RNAU23: 63.34, Rodney Brown (USA), 2014

Pos	Athlete Name	Number	Birthdate	Age	Team	Mark
1	Ralford MULLINGS	284	22/11/2002	21	Jamaica	61.18 m
2	Jaden JAMES	354	08/12/2003	20	Trinidad And Tobago	53.59 m
3	Aidan ELBETTAR	387	25/01/2002	21	United States	53.21 m
4	Tarajh HUDSON	52	29/11/2002	21	Bahamas	47.23 m
5	Joangel HERRERA	193	15/08/2002	21	Dominican Republic	45.29 m
6	Antwon HILLY-FULLER Walkin	382	13/10/2005	18	Turks And Caicos Islands	43.57 m
7	Jeims MOLINA Alvarez	157	16/04/2004	19	Costa Rica	41.78 m

#### Detail

		1	2	3	4	5	6
ralford MULLINGS	jamaica	59.25	61.18	60.20	x	59.33	x
jaden JAMES	trinidad and to	45.74	46.57	43.50	48.15	50.07	53.59
aidan ELBETTAR	united states	x	50.63	x	52.53	52.32	53.21
tarajh HUDSON	bahamas	47.23	x	x	x	46.78	x
joangel HERRERA	dominican rept	45.29	42.43	44.85	43.45	44.44	44.25
antwon HILLY-FULLER	turks and caicc	40.60	42.88	39.64	41.03	43.57	37.02
jeims MOLINA	costa rica	41.78	x	x	x	x	x

### Exhibición Decathlon U23, Men

RNAU23: 7601, Rostam Turner (CAN), 2016

Pos	Athlete Name	100m	LJ	SP	HJ	400m	110mH	DT	PV	JT	1500m	Mark
1	Guillermo Alfonso RIVAS Flores Guatemala	+1.4 11.45 763 pts	+2.7 6.52 702 pts	13.13 675 pts	1.85 670 pts	51.34 754 pts	+1.1 16.08 724 pts	38.68 638 pts	4.40 731 pts	47.15 547 pts	4:51.32 611 pts	6815 pts
	Heath BALDWIN United States	DNS 0 pts	DNS 0 pts	DNS 0 pts	DNS 0 pts	DNS 0 pts			DNS 0 pts	DNS 0 pts	DNS 0 pts	DNS

### Points Decathlon - 100 Metres (1) U23, Men

Pos	Athlete Name	Number	Birthdate	Age	Team	Lane	Mark
1	Guillermo Alfonso RIVAS Flores	210	19/04/2004	19	Guatemala	5	11.45 763 pts +1.4 m/s
	Heath BALDWIN	409	08/02/2001	22	United States	4	DNS 0 pts

### Points Decathlon - Long Jump (2) U23, Men

Pos	Athlete Name	Number	Birthdate	Age	Team	Mark	Wind
1	Guillermo Alfonso RIVAS Flores	210	19/04/2004	19	Guatemala	6.52 m 702 pts	+2.7 m/s

#### Detail

		1	2	3	4	5	6
guillermo alfonso RIVAS	guatemala	6.08	+2.7	x	6.52	+2.7	

# NACAC U18 & U23 Championship

Estadio Nacional, San José, CRC - 21 al 23 de Julio, 2023



## FINAL RESULTS

### Points

## Decathlon - Shot Put 7.26 kg (3)

U23, Men

Pos	Athlete Name	Number	Birthdate	Age	Team	Mark	
1	Guillermo Alfonso RIVAS Flores	210	19/04/2004	19	Guatemala	13.13 m	675 pts
	Heath BALDWIN	409	08/02/2001	22	United States	DNS	0 pts

### Detail

		1	2	3	4	5	6
guillermo alfonso RIVAS	guatemala	13.13	12.66	12.30			

### Points

## Decathlon - High Jump (4)

U23, Men

Pos	Athlete Name	Number	Birthdate	Age	Team	Mark	
1	Guillermo Alfonso RIVAS Flores	210	19/04/2004	19	Guatemala	1.85 m	670 pts

### Detail

		1.70	1.73	1.76	1.79	1.82	1.85	1.88	1.91
guillermo alfonso RIVAS	guatemala	x0	-	0	-	x0	xx0	-	xxx

### Points

## Decathlon - 400 Metres (5)

U23, Men

Pos	Athlete Name	Number	Birthdate	Age	Team	Lane	Mark	
1	Guillermo Alfonso RIVAS Flores	210	19/04/2004	19	Guatemala	5	51.34	754 pts

### Points

## Decathlon - 110 mts Hurdles 1.07 (6)

U23, Men

Pos	Athlete Name	Number	Birthdate	Age	Team	Lane	Mark	
1	Guillermo Alfonso RIVAS Flores	210	19/04/2004	19	Guatemala	7	16.08	724 pts +1.1 m/s

### Points

## Decathlon - Discus Throw 2 kg (7)

U23, Men

Pos	Athlete Name	Number	Birthdate	Age	Team	Mark	
1	Guillermo Alfonso RIVAS Flores	210	19/04/2004	19	Guatemala	38.68 m	638 pts

### Detail

		1	2	3	4	5	6
guillermo alfonso RIVAS	guatemala	x	38.52	38.68			



# NACAC U18 & U23 Championship

Estadio Nacional, San José, CRC - 21 al 23 de Julio, 2023



## FINAL RESULTS

### Points

## Decathlon - Pole Vault (8)

U23, Men

Pos	Athlete Name	Number	Birthdate	Age	Team	Mark	
1	Guillermo Alfonso RIVAS Flores	210	19/04/2004	19	Guatemala	4.40 m	731 pts

### Detail

4.10 4.20 4.30 4.40 4.50

guillermo alfonso RIVAS	guatemala	0	-	0	XXO	XXX
-------------------------	-----------	---	---	---	-----	-----

### Points

## Decathlon - Javelin Throw 800g (9)

U23, Men

Pos	Athlete Name	Number	Birthdate	Age	Team	Mark	
1	Guillermo Alfonso RIVAS Flores	210	19/04/2004	19	Guatemala	47.15 m	547 pts

### Detail

1 2 3 4 5 6

guillermo alfonso RIVAS	guatemala	44.76	46.61	47.15			
-------------------------	-----------	-------	-------	-------	--	--	--

### Points

## Decathlon - 1.500 Metres (10)





U23, Men

Pos	Athlete Name	Number	Birthdate	Age	Team	Mark	
1	Guillermo Alfonso RIVAS Flores	210	19/04/2004	19	Guatemala	04:51.32	611 pts
	Heath BALDWIN	409	08/02/2001	22	United States	DNS	0 pts

# Age Group U23, Mixed

## FINAL RESULTS

### Final 4x400 Metres Relay Mixed U23, Mixed

Pos	Athlete Name	Number	Birthdate	Age	Team	Lane	Mark
1	Caleb Cavanaugh - Kiah Williams - William Sumner - Bailey Lear				 <b>United States</b>		<b>03:14.71</b>
2	Gregory Prince - Shaquena Foote - Enrique Webster - Garriel White				 <b>Jamaica</b>		<b>03:19.66</b>
3	Abdullahi Hassan - Olivia Cooper - Leroy Russell - Cassandra Williamson				 <b>Canada</b>		<b>03:25.42</b>
4	Gary Altamirano - Naydelin Calderon - Shamayl Kooper - Melanie Vargas				 <b>Costa Rica</b>		<b>03:39.59</b>
























# NACAC U18 & U23 Championship

Estadio Nacional, San José, CRC

July 21 - 23, 2023

## Medals Table



General		 Gold	 Silver	 Bronze	Medals Total
1	 UNITED STATES	23	16	8	47
2	 JAMAICA	13	14	5	32
3	 CANADA	12	10	6	28
4	 BAHAMAS	7	9	7	23
5	 TRINIDAD AND TOBAGO	6	7	10	23
6	 ANTIGUA & BARBUDA	3	1	2	6
7	 PUERTO RICO	2	6	7	15
8	 GUATEMALA	2	2	1	5
9	 VIRGIN ISLANDS	2	1	2	5
10	 BRITISH VIRGIN ISLANDS	1	1	2	4
11	 CUBA	1	0	2	3
12	 ARUBA	1	0	1	2
13	 St. Vincent & The Grenadines	1	0	0	1
14	 COSTA RICA	0	4	7	11
15	 CAYMAN ISLANDS	0	2	1	3
16	 BARBADOS	0	1	3	4
17	 HAITI	0	0	3	3
18	 BELIZE	0	0	2	2
19	 DOMINICA	0	0	1	1
20	 DOMINICAN REPUBLIC	0	0	1	1




















# NACAC U18 & U23 Championship

Estadio Nacional, San José, CRC

July 21 - 23, 2023

## Medals Table



<b>Femenino</b>		 <b>Gold</b>	 <b>Silver</b>	 <b>Bronze</b>	Medals Total
1	 UNITED STATES	<b>14</b>	<b>8</b>	<b>2</b>	24
2	 CANADA	<b>7</b>	<b>5</b>	<b>4</b>	16
3	 TRINIDAD AND TOBAGO	<b>4</b>	<b>5</b>	<b>3</b>	12
4	 JAMAICA	<b>3</b>	<b>5</b>	<b>3</b>	11
5	 BAHAMAS	<b>3</b>	<b>5</b>	<b>2</b>	10
6	 VIRGIN ISLANDS	<b>2</b>	<b>1</b>	<b>2</b>	5
7	 PUERTO RICO	<b>1</b>	<b>4</b>	<b>4</b>	9
8	 BRITISH VIRGIN ISLANDS	<b>1</b>	<b>1</b>	<b>2</b>	4
9	 GUATEMALA	<b>1</b>	<b>1</b>	<b>0</b>	2
10	 CUBA	<b>1</b>	<b>0</b>	<b>1</b>	2
11	 COSTA RICA	<b>0</b>	<b>1</b>	<b>6</b>	7
12	 ANTIGUA & BARBUDA	<b>0</b>	<b>1</b>	<b>1</b>	2
13	 HAITI	<b>0</b>	<b>0</b>	<b>3</b>	3
14	 BELIZE	<b>0</b>	<b>0</b>	<b>2</b>	2
15	 BARBADOS	<b>0</b>	<b>0</b>	<b>1</b>	1
16	 CAYMAN ISLANDS	<b>0</b>	<b>0</b>	<b>1</b>	1




















# NACAC U18 & U23 Championship

Estadio Nacional, San José, CRC

July 21 - 23, 2023

## Medals Table



<b>Masculino</b>					Medals Total
		<b>Gold</b>	<b>Silver</b>	<b>Bronze</b>	
1	 JAMAICA	<b>10</b>	<b>9</b>	<b>2</b>	21
2	 UNITED STATES	<b>9</b>	<b>8</b>	<b>6</b>	23
3	 CANADA	<b>5</b>	<b>5</b>	<b>2</b>	12
4	 BAHAMAS	<b>4</b>	<b>4</b>	<b>5</b>	13
5	 ANTIGUA & BARBUDA	<b>3</b>	<b>0</b>	<b>1</b>	4
6	 TRINIDAD AND TOBAGO	<b>2</b>	<b>2</b>	<b>7</b>	11
7	 PUERTO RICO	<b>1</b>	<b>2</b>	<b>3</b>	6
8	 GUATEMALA	<b>1</b>	<b>1</b>	<b>1</b>	3
9	 ARUBA	<b>1</b>	<b>0</b>	<b>1</b>	2
10	 St. Vincent & The Grenadines	<b>1</b>	<b>0</b>	<b>0</b>	1
11	 COSTA RICA	<b>0</b>	<b>3</b>	<b>1</b>	4
12	 CAYMAN ISLANDS	<b>0</b>	<b>2</b>	<b>0</b>	2
13	 BARBADOS	<b>0</b>	<b>1</b>	<b>2</b>	3
14	 CUBA	<b>0</b>	<b>0</b>	<b>1</b>	1
15	 DOMINICA	<b>0</b>	<b>0</b>	<b>1</b>	1
16	 DOMINICAN REPUBLIC	<b>0</b>	<b>0</b>	<b>1</b>	1


















# NACAC U18 & U23 Championship

Estadio Nacional, San José, CRC

July 21 - 23, 2023

## Medals Table



<b>U18 Femenino</b>		 <b>Gold</b>	 <b>Silver</b>	 <b>Bronze</b>	Medals Total
1	 CANADA	<b>6</b>	<b>3</b>	<b>1</b>	10
2	 TRINIDAD AND TOBAGO	<b>4</b>	<b>4</b>	<b>2</b>	10
3	 BAHAMAS	<b>2</b>	<b>5</b>	<b>2</b>	9
4	 VIRGIN ISLANDS	<b>2</b>	<b>1</b>	<b>1</b>	4
5	 JAMAICA	<b>2</b>	<b>1</b>	<b>0</b>	3
6	 PUERTO RICO	<b>1</b>	<b>2</b>	<b>3</b>	6
7	 GUATEMALA	<b>1</b>	<b>1</b>	<b>0</b>	2
8	 BRITISH VIRGIN ISLANDS	<b>1</b>	<b>0</b>	<b>0</b>	1
9	 COSTA RICA	<b>0</b>	<b>1</b>	<b>4</b>	5
10	 ANTIGUA & BARBUDA	<b>0</b>	<b>1</b>	<b>1</b>	2
11	 BELIZE	<b>0</b>	<b>0</b>	<b>2</b>	2
12	 BARBADOS	<b>0</b>	<b>0</b>	<b>1</b>	1
13	 HAITI	<b>0</b>	<b>0</b>	<b>1</b>	1
14	 CAYMAN ISLANDS	<b>0</b>	<b>0</b>	<b>1</b>	1

# NACAC U18 & U23 Championship















Estadio Nacional, San José, CRC

July 21 - 23, 2023

## Medals Table



<b>U18 Masculino</b>		 <b>Gold</b>	 <b>Silver</b>	 <b>Bronze</b>	Medals Total
1	 JAMAICA	4	5	0	9
2	 BAHAMAS	3	1	4	8
3	 ANTIGUA & BARBUDA	3	0	1	4
4	 CANADA	2	5	0	7
5	 TRINIDAD AND TOBAGO	2	1	5	8
6	 GUATEMALA	1	1	1	3
7	 ARUBA	1	0	1	2
8	 PUERTO RICO	1	0	0	1
9	 CAYMAN ISLANDS	0	2	0	2
10	 COSTA RICA	0	2	0	2
11	 CUBA	0	0	1	1
12	 BARBADOS	0	0	1	1

<b>U23 Femenino</b>		 <b>Gold</b>	 <b>Silver</b>	 <b>Bronze</b>	Medals Total
1	 UNITED STATES	14	8	2	24
2	 JAMAICA	1	4	3	8
3	 CANADA	1	2	3	6
4	 CUBA	1	0	1	2
5	 BAHAMAS	1	0	0	1
6	 PUERTO RICO	0	2	1	3
7	 BRITISH VIRGIN ISLANDS	0	1	2	3
8	 TRINIDAD AND TOBAGO	0	1	1	2
9	 HAITI	0	0	2	2
10	 COSTA RICA	0	0	2	2
11	 VIRGIN ISLANDS	0	0	1	1

















# NACAC U18 & U23 Championship

Estadio Nacional, San José, CRC

July 21 - 23, 2023

## Medals Table



<b>U23 Masculino</b>		 <b>Gold</b>	 <b>Silver</b>	 <b>Bronze</b>	Medals Total
1	 UNITED STATES	<b>9</b>	<b>8</b>	<b>6</b>	23
2	 JAMAICA	<b>6</b>	<b>4</b>	<b>2</b>	12
3	 CANADA	<b>3</b>	<b>0</b>	<b>2</b>	5
4	 BAHAMAS	<b>1</b>	<b>3</b>	<b>1</b>	5
5	 St. Vincent & The Grenadines	<b>1</b>	<b>0</b>	<b>0</b>	1
6	 PUERTO RICO	<b>0</b>	<b>2</b>	<b>3</b>	5
7	 TRINIDAD AND TOBAGO	<b>0</b>	<b>1</b>	<b>2</b>	3
8	 BARBADOS	<b>0</b>	<b>1</b>	<b>1</b>	2
9	 COSTA RICA	<b>0</b>	<b>1</b>	<b>1</b>	2
10	 DOMINICA	<b>0</b>	<b>0</b>	<b>1</b>	1
11	 DOMINICAN REPUBLIC	<b>0</b>	<b>0</b>	<b>1</b>	1

# NACAC U18 & U23 Championship

Estadio Nacional, San José, CRC

July 21 - 23, 2023



## Athletes by Team



### Anguilla

#	Athlete Name	Number	Events	Categ	Gender	Birthdate
1	Sage CONNOR	# 2	100m , 200m	U18	W	13/06/2006
2	Samaria HODGE	# 3	100m , 200m	U18	W	31/12/2007
3	Terrone WEBSTER	# 4	100m , 200m	U23	M	12/02/2004



### Antigua & Barbuda

#	Athlete Name	Number	Events	Categ	Gender	Birthdate
1	Darion SKERRITT	# 5	100m , 200m	U23	M	20/06/2001
2	Dwayne FLEMING	# 6	100m , 200m	U18	M	26/04/2006
3	Geolyna DOWDY	# 7	100m , 200m	U18	W	23/06/2006
4	Kasiya DALEY	# 8	100m , 200m	U18	M	24/10/2007
5	La ´Nica LOCKER	# 9	100m , 200m	U18	W	27/02/2006
6	Malique FRANCIS	# 10	JT	U18	M	20/01/2008



### Aruba

#	Athlete Name	Number	Events	Categ	Gender	Birthdate
1	Asher Leo PATEL	# 11	1500m , 3000m	U18	M	11/05/2006

# NACAC U18 & U23 Championship

Estadio Nacional, San José, CRC

July 21 - 23, 2023



## Athletes by Team



### Bahamas

#	Athlete Name	Number	Events	Categ	Gender	Birthdate
1	Adam MUSGROVE	# 12	100m , 200m , 4x100m	U23	M	17/01/2004
2	Alexis ROBERTS	# 13	4x400mix , 4x100m , 4x400m	U18	W	31/01/2008
3	Annae MACKEY	# 14	SP , DT	U18	W	11/09/2006
4	Antoine ANDREWS	# 15	110mH , 4x100m	U23	M	12/04/2003
5	Bayli MAJOR	# 16	4x400m , TJ	U18	W	04/12/2007
6	Berkley MUNNINGS	# 17	400mH , 4x400m	U18	M	25/04/2006
7	Brenden VANDERPOOL	# 453	PV	U23	M	10/06/2005
8	Cailyn JOHNSON	# 19	SP , DT	U18	W	27/12/2006
9	Camille RUTHERFORD	# 20	100m , 200m	U23	W	31/08/2002
10	Carlos BROWN	# 21	4x100m	U23	M	03/11/2005
11	Cayden SMITH	# 22	100m , 200m , 4x100m	U18	M	29/05/2007
12	Chanyah TAYLOR	# 23	3000m	U18	W	01/03/2006
13	Darvinique DEAN	# 24	100mH , 400mH , 4x400m	U18	W	11/01/2008
14	Demetrius ROLLE II	# 25	4x100m	U23	M	15/11/2002
15	Dior-Rae SCOTT	# 26	JT	U18	W	14/03/2008
16	Erin BARR	# 27	1500m , 3000m	U18	W	11/10/2007
17	Ishmael ROLLE	# 28	100m , 4x100m	U18	M	25/08/2008
18	Jamiah NABBIE	# 29	100m	U18	W	15/12/2007
19	Jaynae PINDER	# 30	400mH , 4x400m	U18	W	15/01/2006
20	Jelani MORRISON	# 31	HJ	U18	M	20/02/2006
21	Johnathon RODGERS	# 32	4x100m , LJ , TJ	U18	M	27/01/2006
22	Kenny MOXEY JR.	# 33	PV , Deca	U18	M	08/03/2007
23	Keyshawn STRACHAN	# 34	JT	U23	M	18/12/2003
24	Koi ADDERLEY	# 35	4x100m , 4x400m , HJ	U18	W	27/05/2006
25	Lacarthea COOPER	# 36	400m	U23	W	25/03/2004
26	Lanaisha LUBIN	# 37	LJ , TJ	U18	W	05/12/2006
27	Megan MOSS	# 38	400m	U23	W	22/03/2002
28	Morgan MOSS	# 39	400mH , 4x400m	U18	M	02/12/2006
29	Nia RICHARDS	# 40	200m , 4x100m , 4x400m	U18	W	24/07/2006
30	Nya WRIGHT	# 41	4x400mix , 4x100m , 4x400m	U18	W	06/06/2006
31	Phebe THOMPSON	# 42	4x100m , LJ	U18	W	02/01/2007
32	Raywind WINDER	# 43	1500m	U18	M	02/11/2006
33	Rhema OTABOR	# 44	JT	U23	W	03/12/2002
34	Robert STUART	# 45	110mH , LJ	U18	M	14/01/2006
35	Ross MARTIN JR	# 46	3000m	U18	M	22/06/2007
36	Shatalya DORSETT	# 47	100m , 200m , 4x100m , 4x400m	U18	W	13/06/2006
37	Shaun MILLER JR.	# 48	HJ	U23	M	30/07/2001
38	Shaunece MILLER	# 49	Hepta	U23	W	27/05/2004
39	Shayann DEMERITTE	# 50	4x100m	U18	W	30/01/2007
40	Tahj BROWN	# 51	110mH	U18	M	16/09/2006
41	Tarajh HUDSON	# 52	DT	U23	M	29/11/2002
42	Taysha STUBBS	# 53	JT	U18	W	28/12/2007
43	Terrence JONES	# 54	200m , 4x100m	U23	M	08/11/2002

# NACAC U18 & U23 Championship

Estadio Nacional, San José, CRC

July 21 - 23, 2023



## Athletes by Team

44	Trent FORD	# 55	4x100m	U18	M	08/07/2007
45	Tylah PRATT	# 56	HJ	U18	W	01/06/2007
46	William MCKINNEY	# 57	TJ	U18	M	02/10/2006
47	Zion MILLER	# 58	4x400mix , 400m , 4x400m	U18	M	18/11/2006
48	Zion SHEPHERD	# 59	4x400mix , 400m , 4x400m	U18	M	12/09/2007



## Barbados

#	Athlete Name	Number	Events	Categ	Gender	Birthdate
1	Aaron MASSIAH	# 60	TJ	U18	M	08/01/2007
2	Aniya NURSE	# 61	100m , 200m	U18	W	11/07/2008
3	Ariel ARCHER	# 62	400m	U18	W	08/02/2007
4	Ashlyn SIMMONS	# 63	1500m	U18	W	06/10/2007
5	Darian CLARKE	# 64	100m , 200m , 4x400m	U23	M	05/03/2002
6	Jahleel ARMSTRONG	# 65	800m , 4x400m	U23	M	24/11/2003
7	Jaquan PILGRIM	# 66	100m , 200m	U18	M	13/03/2006
8	Kyle GALE	# 67	400m , 4x400m	U23	M	11/01/2002
9	Nya BROWNE	# 68	100mH	U23	W	14/11/2005
10	Raheem TAITT Best	# 69	200m , 4x400m	U23	M	03/10/2001
11	Shanice HUTSON	# 70	SP , DT	U23	W	10/05/2002
12	Teon HAYNES	# 71	LJ	U18	M	08/04/2006
13	Tyrique JOHNSON	# 72	400m , 4x400m	U23	M	31/03/2002



## Belize

#	Athlete Name	Number	Events	Categ	Gender	Birthdate
1	Brooklyn LYTTLE	# 73	100m , LJ , TJ	U18	W	19/09/2008
2	Glenford WILLIAMS	# 74	100m , 110mH	U23	M	18/01/2005
3	Keemar WAGNER	# 75	400m , 800m	U18	M	21/06/2006
4	Lydia TROUPE	# 76	400m , 400mH	U23	W	17/07/2001
5	Mia SYLVESTER	# 77	SP , DT	U23	W	27/09/2004



## Bermuda

#	Athlete Name	Number	Events	Categ	Gender	Birthdate
1	Caitlyn BOBB	# 78	400m	U23	W	23/04/2003
2	Denver TUCKER	# 79	100m	U18	M	04/10/2006
3	Khari SHARRIEFF	# 80	1500m	U18	M	12/09/2007
4	Ryan OUTERBRIDGE	# 81	1500m	U23	M	17/12/2002
5	Suresh BLACK	# 82	200m	U23	M	22/05/2001
6	Tajari RODGERS	# 83	1500m	U18	M	09/02/2007

# NACAC U18 & U23 Championship

Estadio Nacional, San José, CRC

July 21 - 23, 2023

## Athletes by Team



## British Virgin Islands

#	Athlete Name	Number	Events	Categ	Gender	Birthdate
1	A´Sia MCMASTER	# 84	LJ	U18	W	30/08/2007
2	Akrisa ERISTEE	# 85	200m , 400m	U23	W	02/04/2003
3	Beyonce DEFREITAS	# 86	100m , 200m	U23	W	09/03/2001
4	J´Den JACKSON	# 87	100m , 200m	U18	M	18/02/2007
5	Jah,Kyla MORTON	# 88	HJ	U18	W	09/02/2007
6	Jonathan LYNCH	# 89	800m	U18	M	17/03/2006
7	Kimberly SMITH	# 90	LJ , JT	U23	W	02/04/2002
8	Malik JOHN	# 91	400m	U23	M	02/03/2002
9	Wanyae BELLE	# 92	100m , 200m	U23	M	21/08/2003

# NACAC U18 & U23 Championship

Estadio Nacional, San José, CRC

July 21 - 23, 2023



## Athletes by Team



### Canada

#	Athlete Name	Number	Events	Categ	Gender	Birthdate
1	Abby LEWIS	# 93	1500m , 3000m	U18	W	28/08/2006
2	Abdullahi HASSAN	# 94	4x400mix , 800m , 4x400m	U23	M	28/07/2002
3	Adam SIEBEN	# 95	4x400mix , 100m , 4x100m	U18	M	26/01/2006
4	Aiden GROUT	# 96	HJ	U23	M	25/06/2002
5	Aliyah LOGAN	# 97	100mH	U23	W	03/11/2002
6	Almond SMALL	# 98	4x400mix , 200m , 4x400m	U23	M	16/01/2003
7	Ashantai BOLLERS	# 99	4x400mix , 100m , 200m , 4x400m	U23	W	16/06/2002
8	Asia PHILLIPS	# 100	TJ	U18	W	19/03/2006
9	Banjuan KULAINHIRAN	# 101	4x100m , TJ	U18	M	15/12/2006
10	Callum ROBINSON	# 102	4x400mix , 200m , 4x400m	U23	M	20/10/2001
11	Cassandra WILLIAMSON	# 103	4x400mix , 800m , 4x400m	U23	W	03/12/2002
12	Chloe SYMON	# 104	4x400mix , 400m , 4x100m , 4x400m	U18	W	08/06/2007
13	Craig THORNE	# 105	110mH	U23	M	03/01/2001
14	David ADELEYE	# 106	110mH	U23	M	07/09/2002
15	David JIANG	# 107	3000m , 4x400m	U18	M	25/01/2006
16	Derek STRACHAN	# 108	2000mSC	U18	M	24/04/2006
17	Emile TOUPIN	# 109	1500m	U23	M	15/04/2003
18	Foster MALLECK	# 110	1500m	U23	M	12/08/2001
19	Gabriella RUGGERI	# 111	4x400mix , 800m , 4x400m	U18	W	13/03/2007
20	Gracy SMITH	# 112	4x400mix , 200m , 4x100m , 4x400m	U18	W	16/08/2006
21	Heather ABADIE	# 113	PV	U23	W	21/02/2003
22	Holly MACGILLIVRAY	# 114	1500m	U23	W	18/08/2002
23	Iyimi FAGBAMIYE	# 115	110mH , 4x100m	U18	M	05/12/2006
24	Jackson WITHAM	# 116	1500m , 4x400m	U18	M	12/01/2007
25	Jamyle ANDERSON	# 117	100m , 4x100m , 4x400m	U18	M	22/07/2006
26	Kenneth WEST	# 118	TJ	U23	M	28/02/2002
27	Kevin ROBERTSON	# 119	3000mSC	U23	M	13/07/2001
28	Leroy RUSSELL	# 120	4x400mix , 800m , 4x400m	U23	M	31/07/2001
29	Lj NELSON	# 121	4x400mix , 800m , 4x400m	U18	M	21/12/2006
30	Makenna SELF	# 122	100m , 4x100m	U18	W	11/10/2007
31	Marie-Eloise LECLAIR	# 123	4x400mix , 100m , 200m , 4x400m	U23	W	10/09/2002
32	Michael ROTH	# 124	4x400mix , 400m , 4x400m	U23	M	22/03/2002
33	Naomi BYAM	# 125	100mH , 4x100m , 4x400m	U18	W	06/06/2006
34	Olivia COOPER	# 126	4x400mix , 800m , 4x400m	U23	W	13/04/2001
35	Robin LEFEBVRE	# 127	4x400mix , 800m , 1500m	U18	M	10/12/2006
36	Sara MCKEE	# 128	100mH , 4x100m	U18	W	08/10/2006
37	Stephanie BERTRAM	# 129	4x400mix , 800m , 1500m , 4x400m	U18	W	21/11/2006
38	Stryker ZABLOCKI	# 130	100m , 4x100m , 4x400m	U18	W	17/01/2007
39	Tiana LOSTRACCO	# 131	1500m	U23	W	08/11/2001
40	William BATLEY	# 132	4x400mix , 200m , 4x100m , 4x400m	U18	M	22/01/2007

# NACAC U18 & U23 Championship

Estadio Nacional, San José, CRC

July 21 - 23, 2023

## Athletes by Team



## Cayman Islands

#	Athlete Name	Number	Events	Categ	Gender	Birthdate
1	Andrew STONE	# 133	HJ , LJ	U18	M	01/06/2006
2	Anthony CHIN JR	# 134	LJ	U18	M	27/02/2008
3	Ashantae GRAHAM	# 135	LJ	U23	W	15/04/2003
4	Brianna SMITH	# 136	DT	U23	W	10/08/2005
5	Michail MICHELIN	# 137	200m	U18	M	23/06/2007
6	Mikayla BROWN	# 138	SP	U18	W	27/01/2007
7	Yanelli DAWKINS	# 139	DT	U23	W	08/06/2005

# NACAC U18 & U23 Championship

Estadio Nacional, San José, CRC

July 21 - 23, 2023



## Athletes by Team



### Costa Rica

#	Athlete Name	Number	Events	Categ	Gender	Birthdate
1	Abigail Dariana FERNANDEZ Chanto	# 140	DT	U18	W	03/03/2007
2	Alejandro Antonio RICKETTS Martinez	# 141	100m , 200m , 4x100m	U23	M	11/05/2003
3	Amanda Maria JARA Mendez	# 142	JT	U18	W	18/08/2006
4	Angely CABEZAS Valerio	# 143	Hepta	U18	W	12/10/2006
5	Anthony Ranses GOMEZ Campos	# 144	HT , DT	U18	M	29/03/2006
6	Antonella LANUZA Alfaro	# 145	4x400mix , 800m , 1500m , 4x400m	U18	W	20/07/2008
7	Antony BARRANTES Bogantes	# 146	4x400mix , 200m , 4x100m , 4x400m	U23	M	04/12/2002
8	Brandon Alexanderz BARRANTES Calderon	# 147	1500m	U23	M	28/10/2002
9	Brayan Jose ESPINOZA Araya	# 148	LJ , TJ	U18	M	29/01/2006
10	Chelsea Yuliana ARAYA Ulloa	# 149	5000mW	U18	W	17/10/2006
11	Elias Jose OCAMPO Rodriguez	# 150	TJ	U23	M	26/07/2002
12	Elineth Francela NAVARRO Amador	# 151	4x400mix , 400mH , 4x400m	U18	W	01/04/2006
13	Emerson Daniel CALERO Camacho	# 152	4x400mix , 400m , 4x100m , 4x400m	U18	M	18/07/2006
14	Esteban OSES Campos	# 153	5000m	U23	M	12/02/2004
15	Gabriel Andres AGUILAR Rodriguez	# 154	4x400mix , 100m , 200m , 4x100m , 4x400m	U18	M	21/02/2006
16	Gary Esteban ALTAMIRANO Chinchilla	# 155	4x400mix , 400mH , 4x100m , 4x400m	U23	M	06/02/2002
17	Ivanniz May BLACKWOOD Bennett	# 156	4x400mix , 100m , 200m , 4x100m , 4x400m	U23	W	06/08/2003
18	Jeims MOLINA Alvarez	# 157	SP , HT , DT	U23	M	16/04/2004
19	Jordy Jesus SOTO Rivas	# 158	4x400mix , 110mH , 4x100m , 4x400m , SP	U18	M	12/05/2006
20	Jose Adrian ROWE Artola	# 159	4x400mix , 400m , 4x100m , 4x400m	U23	M	15/11/2002
21	Jose Manuel MARIN Rodriguez	# 160	110mH	U23	M	10/10/2003
22	Jose Ramon WHITTAKER Davis	# 161	4x400mix , 100m , 200m , 4x100m , 4x400m	U18	M	28/06/2006
23	Jurgen Andre MONGALO Guzman	# 162	4x400mix , 800m , 4x400m	U18	M	14/03/2007
24	Justin Fabian BRICEÑO Cordoba	# 163	HJ	U23	M	14/06/2004
25	Luis Alexander SEGURA Hernandez	# 164	800m , 4x400m	U23	M	25/03/2001
26	Luis Eduardo AVILES Cordero	# 165	4x100m , TJ	U18	M	01/02/2006
27	Luna Sherlyn MORA Sanchez	# 166	DT	U18	W	11/11/2006
28	Maria Jose RODRIGUEZ Luna	# 167	HJ	U23	W	29/07/2003
29	Maria Jose ROJAS Gamboa	# 168	100mH , HJ	U18	W	16/07/2008
30	Maria Nellys CHAVES Madrigal	# 169	1500m , 5000m	U23	W	31/03/2003
31	Maria Paula LEIVA Rojas	# 170	4x400mix , 3000m , 4x400m	U18	W	05/10/2007
32	Mariangel NUÑEZ Quesada	# 171	4x400mix , 4x100m , 4x400m , Hepta	U18	W	24/08/2006
33	Matthew William COOK Gutierrez	# 172	4x400mix , 800m , 4x400m	U23	M	20/10/2003
34	Melanie Yuritza VARGAS Matamoros	# 173	4x400mix , 400m , 800m , 4x100m , 4x400m	U23	W	29/06/2003
35	Naydelin Yahany CALDERON Montero	# 174	4x400mix , 400m , 4x100m , 4x400m	U23	W	17/11/2005
36	Noelia Priscilla VIVAS Moya	# 175	100mH	U23	W	13/02/2002
37	Norma Isabella CANOSSA Oviedo	# 176	4x100m	U18	W	27/01/2008
38	Paulo De Jesus GOMEZ Gonzalez	# 177	3000mSC	U23	M	18/02/2004
39	Shamayl David KOOPER Zambola	# 178	4x400mix , 100m , 4x100m , 4x400m	U23	M	28/05/2002
40	Shannell Alexia PERKINS Wellington	# 179	100m , 4x100m	U18	W	05/10/2006
41	Tania Del Mar ALFARO Delgado	# 180	4x400mix , 100m , 4x100m , 4x400m	U23	W	06/12/2004
42	Tiphanny Dayana MADRIGAL Chaves	# 181	4x400mix , 4x100m , 4x400m , LJ , TJ	U23	W	02/11/2004
43	Valentina BRENES Borbon	# 182	HJ	U18	W	22/06/2008



# NACAC U18 & U23 Championship

Estadio Nacional, San José, CRC

July 21 - 23, 2023



## Athletes by Team

44	Victoria JARA Alfaro	# 183	4x400mix , 400mH , 4x100m , 4x400m	U18	W	24/07/2008
45	Vielka Paola ARIAS Mora	# 184	4x400m , PV	U23	W	01/06/2003
46	Wendy Michell FLORES Lopez	# 185	4x400mix , 100m , 200m , 4x100m , 4x400m	U18	W	20/12/2006



## Cuba

#	Athlete Name	Number	Events	Categ	Gender	Birthdate
1	Haila GONZALEZ Herrera	# 186	LJ	U23	W	28/10/2003
2	Kendry Luis MENENDEZ Fuentes	# 187	110mH	U18	M	14/03/2006
3	Melany Del Pilar MATHEUS Morejon	# 188	DT	U23	W	19/01/2001
4	Yander Luis HERRERA Machin	# 189	110mH	U18	M	04/11/2006



## Dominica

#	Athlete Name	Number	Events	Categ	Gender	Birthdate
1	Dennick LUKE	# 191	400m , 800m	U23	M	28/01/2001



## Dominican Republic

#	Athlete Name	Number	Events	Categ	Gender	Birthdate
1	Joangel HERRERA	# 193	DT	U23	M	15/08/2002
2	Josenyer JAVIER Cabrera	# 194	1500m	U23	M	02/09/2002
3	Raisa THUNIG Pichardo	# 195	LJ	U23	W	05/08/2003
4	Wilbert ENCARNACION Luis	# 196	400m	U23	M	08/08/2001
5	Yeral NUNEZ Mercedes	# 197	400mH	U23	M	09/01/2003



## El Salvador

#	Athlete Name	Number	Events	Categ	Gender	Birthdate
1	Alejandra Jasmin ROSALES Rosales	# 198	SP , DT	U23	W	28/02/2002
2	Andrea Paola MACHUCA Gochez	# 199	PV	U23	W	17/08/2003
3	Daniel MACHADO Morales	# 200	PV	U23	M	10/04/2003
4	Jose Rene NAVAS Ortiz	# 201	200m , 400m	U23	M	12/07/2002
5	Rebeca Valerie BARRIENTOS Alpha	# 202	LJ , TJ	U23	W	13/06/2001
6	Samuel Jose IBAÑEZ Guevara	# 203	200m , 400mH	U23	M	07/07/2003



## Grenada

#	Athlete Name	Number	Events	Categ	Gender	Birthdate
1	Isaiah PATRICK	# 204	110mH , LJ	U23	M	09/11/2003

# NACAC U18 & U23 Championship

Estadio Nacional, San José, CRC

July 21 - 23, 2023



## Athletes by Team



### Guatemala

#	Athlete Name	Number	Events	Categ	Gender	Birthdate
1	Daniel Ezequiel AGUILAR González	# 206	800m , 1500m	U18	M	27/04/2007
2	Danisha CHIMILIO Ávila	# 207	LJ , TJ	U23	W	10/04/2005
3	Denis Jared ESTRADA Collado	# 208		U18	M	05/04/2007
4	Glendy Verónica TELETOR Jerónimo	# 209	5000mW	U23	W	18/01/2002
5	Guillermo Alfonso RIVAS Flores	# 210	Deca	U23	M	19/04/2004
6	José Mariano ORDÓÑEZ Chicaj	# 211	10000mW	U23	M	16/01/2001
7	José Sebastián ALBIZU Díaz	# 212	DT	U18	M	04/08/2008
8	Juan David CONTRERAS Ortíz	# 213	HT	U18	M	07/01/2007
9	Karla Yuliza RODAS Santizo	# 214	3000m	U18	W	05/07/2007
10	Leonardo Jeremiah OLIVEROS Aguilar	# 215	PV	U18	M	03/04/2007
11	María Alejandra CAMPOSANO Paiz	# 216	100mH	U18	W	19/08/2006
12	María Fernanda PEINADO Pérez	# 217	5000mW	U23	W	12/11/2001
13	María José GONZÁLEZ Pérez	# 218	5000mW	U18	W	19/03/2006
14	Mariandree CHACÓN Aroche	# 219	100m , 200m	U23	W	06/11/2004
15	Maxwell Denzel ALVAREZ Nuñez	# 220	Deca	U18	M	04/06/2006
16	Miguel Ángel PALACIOS Sanjosé	# 221		U18	M	15/08/2006
17	Rodrigo Antonio MORAN Gaitán	# 222	HT	U23	M	24/01/2004
18	Sophie Gabriela PÉREZ González	# 223	HT	U23	W	24/01/2004
19	Wilson Yancarlos MORALES Cantoral	# 224	JT	U18	M	01/01/2006
20	Yesica Paola RAXÓN Pirir	# 225	5000m	U23	W	15/04/2004



### Haiti

#	Athlete Name	Number	Events	Categ	Gender	Birthdate
1	Brandon DAVIS	# 226	200m , 400m	U23	M	30/01/2005
2	Breanne BARNETT	# 227	200m , 400m	U18	W	21/12/2007
3	Marc JEANNOT	# 230	LJ , TJ	U23	M	17/03/2001
4	Michelle VALENTIN	# 231	HT , DT	U23	W	22/03/2001
5	Sariah DORESKA	# 233	100m , 200m	U18	W	20/08/2007



### Honduras

#	Athlete Name	Number	Events	Categ	Gender	Birthdate
1	Daven Javier LACAYO Marin	# 235	100m , 200m , LJ	U18	M	01/02/2006

# NACAC U18 & U23 Championship

Estadio Nacional, San José, CRC

July 21 - 23, 2023



## Athletes by Team



### Jamaica

#	Athlete Name	Number	Events	Categ	Gender	Birthdate
1	Abigail WOLFE	# 237	100m , 200m , 4x100m	U18	W	14/07/2006
2	Able MILLS	# 238	SP , DT	U18	W	26/01/2007
3	Abrina WRIGHT	# 239	4x400mix , 400m , 4x400m	U18	W	07/09/2006
4	Adrian KERR	# 240	100m , 4x100m	U23	M	07/10/2003
5	Ainsley MCGREGOR	# 241	200m , 4x100m	U18	M	07/03/2007
6	Alexavier MONFRIES	# 242	200m , 4x100m	U23	M	08/02/2002
7	Anthony HALL	# 243	LJ	U18	M	25/01/2007
8	Antonio POWELL	# 244	4x400m	U18	M	06/04/2006
9	Assinie WILSON	# 245	400mH , 4x400m	U23	M	04/10/2002
10	Benjamin BERRY	# 246	100m , 4x100m	U18	M	04/04/2006
11	Briana CAMPBELL	# 247	100mH , 4x100m	U18	W	07/11/2006
12	Bryan LEVELL	# 248		U23	M	23/12/2003
13	Canelia HOPE	# 249		U18	W	06/03/2006
14	Cedricka WILLIAMS	# 250	DT	U23	W	02/06/2004
15	Chavez PENN	# 251	HJ	U18	M	27/07/2006
16	Chennai JARRETT	# 252	4x400mix	U18	W	08/12/2006
17	Crystal MORRISON	# 253	100mH , 4x100m	U23	W	06/02/2002
18	D ´Andre ANDERSON	# 254	400m , 4x400m	U23	M	18/03/2001
19	Damali WILLIAMS	# 255	DT	U23	W	20/11/2003
20	Daneil WRIGHT	# 256	110mH , 400mH , 4x400m	U18	M	31/07/2006
21	Danielle SLOLEY	# 257	SP	U23	W	17/06/2001
22	Delano KENNEDY	# 258	4x400mix , 4x400m	U23	M	03/02/2004
23	Demar FRANCIS	# 259	200m , 4x400m	U23	M	25/01/2001
24	Despiro WRAY	# 260		U18	M	15/07/2006
25	Enrique WEBSTER	# 261	4x400mix , 4x400m	U23	M	21/09/2005
26	Garriel WHITE	# 262	4x400mix , 400mH , 4x400m	U23	W	29/08/2002
27	Gary CARD	# 263	100m , 4x100m	U18	M	04/06/2007
28	Gregory PRINCE	# 264	4x400mix , 4x400m	U23	M	18/11/2002
29	Jabari MATHESON	# 265	4x400mix , 400m , 4x400m	U18	M	06/10/2007
30	Jaeda ROBINSON	# 266	TJ	U18	W	22/08/2008
31	Jaheem HAYLES	# 267	110mH	U23	M	20/03/2001
32	Javontae SMITH	# 268		U18	M	16/09/2008
33	Javorne DUNKLEY	# 269		U23	M	13/04/2005
34	Jehlani GORDON	# 270	4x100m	U23	M	01/12/2003
35	Joanne REID	# 271	4x400mix , 400m , 4x400m	U23	W	25/12/2001
36	Joel MORGAN	# 272		U18	M	03/05/2007
37	Jordan TURNER	# 273	LJ	U23	M	12/09/2002
38	Jordani WOODLEY	# 274	110mH	U23	M	12/11/2001
39	Joseph SALMON	# 275	SP , DT	U18	M	22/09/2007
40	Joshua WINT	# 276	400m , 4x100m , 4x400m	U18	M	01/05/2007
41	Kahiem CARBY	# 277	110mH , 4x100m	U18	M	17/01/2007
42	Kavian KERR	# 278	LJ	U23	M	10/02/2002
43	Kobe LAWRENCE	# 279	SP	U23	M	12/02/2004

# NACAC U18 & U23 Championship

Estadio Nacional, San José, CRC

July 21 - 23, 2023



## Athletes by Team

44	Michael-Andre EDWARDS	# 280	LJ	U18	M	18/11/2007
45	Michael MOODIE	# 281	4x100m	U23	W	06/11/2001
46	Niesha BURGHER	# 282	200m , 4x100m	U23	W	08/08/2002
47	Omarie WILLIAMSON	# 283	4x400m	U18	M	27/02/2007
48	Ralford MULLINGS	# 284	DT	U23	M	22/11/2002
49	Rashid BOWEN	# 285	4x400mix	U18	M	06/10/2006
50	Reheem HAYLES	# 286	400m , 4x400m	U23	M	09/03/2001
51	Rhianna LEWIS	# 287		U18	W	03/09/2007
52	Rhianna PHIPPS	# 288	TJ	U23	W	11/02/2001
53	Rohanna SUDLOW	# 289	LJ , TJ	U18	W	04/08/2006
54	Romaine BECKFORD	# 290	HJ	U23	M	09/07/2002
55	Romario JIBBISON	# 291	4x100m	U18	M	03/02/2007
56	Sabrina DOCKERY	# 292	400m , 4x100m	U18	W	17/09/2006
57	Shakur WILLIAMS	# 293	4x100m	U23	M	29/10/2001
58	Shamoyea MORRIS	# 294	DT	U18	W	02/01/2006
59	Shana-Kaye ANDERSON	# 295	400m , 4x100m , 4x400m	U23	W	31/05/2003
60	Shanoya DOUGLAS	# 297	4x400mix , 4x400m	U18	W	11/09/2007
61	Shaquena FOOTE	# 296	4x400mix , 200m , 4x100m , 4x400m	U23	W	23/07/2001
62	Shavan JARRETT	# 298		U18	M	02/03/2006
63	Shelley-Ann TAYLOR	# 299	4x100m , LJ	U18	W	12/02/2007
64	Theianna-Lee TERRELONGE	# 300	100m , 200m , 4x100m	U18	W	17/10/2007
65	Tia CLAYTON	# 301		U23	W	17/08/2004
66	Tramaine TODD	# 302		U18	M	04/01/2007
67	Travis WILLIAMS	# 303	100m , 4x100m	U23	M	11/03/2003
68	Trevoy SMITH	# 304	400mH , 4x100m , 4x400m	U18	M	17/03/2006
69	Zandrion BARNES	# 305	4x400m	U23	M	17/08/2001



## Montserrat

#	Athlete Name	Number	Events	Categ	Gender	Birthdate
1	Sanjay WEEKES	# 306	100m , 200m	U23	M	04/06/2005



## Nicaragua

#	Athlete Name	Number	Events	Categ	Gender	Birthdate
1	Esmeralda ISABEL Ríos	# 307	800m , 1500m	U18	W	05/10/2006
2	Fredd Alexander PONCE	# 308	800m	U23	M	07/07/2001
3	Jean Carlos SOZA Caballero	# 309	400mH , 2000mSC	U18	M	08/02/2007
4	Yeykell Eliuth ROMERO Rodríguez	# 310	100m , 200m	U23	M	16/11/2002

# NACAC U18 & U23 Championship

Estadio Nacional, San José, CRC

July 21 - 23, 2023



## Athletes by Team



### Puerto Rico

#	Athlete Name	Number	Events	Categ	Gender	Birthdate
1	Angel Eriemel MONTANEZ Rivera	# 311	SP	U18	M	17/06/2006
2	Ciara Marie MARTINEZ	# 312	JT	U18	W	26/09/2006
3	Darelis DOMINGUEZ Bernard	# 313	4x100m , LJ	U18	W	09/10/2006
4	Darnell David PEREZ Gonzalez	# 314	800m	U18	M	19/04/2006
5	Diego Andre GONZALEZ Salgado	# 315	100m	U23	M	17/04/2003
6	Edgardo Saul LOPEZ Maldonado	# 316	110mH	U23	M	11/06/2002
7	Estefania De Los Angeles RIVERA Gonzalez	# 317	200m , 4x100m	U18	W	06/03/2006
8	Frances Joely COLON Vazquez	# 318	100m , 200m , 4x100m	U18	W	16/03/2006
9	Gladymar TORRES Crespo	# 319	100m	U23	W	26/03/2003
10	Hector Alberto PAGAN Ortiz	# 320	1500m , 5000m	U23	M	16/10/2001
11	Jonathan Jose LOPEZ Mattei	# 321	PV	U23	M	20/02/2001
12	Jorelis Marie VARGAS Martinez	# 322	5000m	U23	W	05/12/2001
13	Jorge Luis CONTRERAS Nazario	# 323	SP	U23	M	11/06/2001
14	Jose Alejandro SANTANA Melendez	# 324	JT	U23	M	25/02/2003
15	Karina Lyan FRANCESCHI Rivera	# 325	100m , 4x100m	U18	W	17/04/2006
16	Kesha Lee VAZQUEZ Gonzalez	# 326	5000mW	U18	W	08/03/2006
17	Legna Edith ECHEVARRIA Alvarez	# 327	4x100m , LJ	U18	W	11/03/2006
18	Luis Ezequiel ORTA Rodriguez	# 328	110mH	U18	M	13/03/2006
19	Michael SOLER Mercado	# 329	HT	U23	M	22/08/2001
20	Michael Gabriel OLASIO Adorno	# 330	400mH	U23	M	03/12/2003
21	Miguel Advier SANTINI Hernandez	# 331	1500m	U18	M	08/11/2006
22	Paola Cristina RODRIGUEZ	# 332	800m	U23	W	02/01/2003
23	Ryan Yetzel SANTIAGO Pena	# 333	400mH	U18	M	11/08/2006
24	Yanielys Marie TORRES Rios	# 334	HT	U23	W	05/09/2003
25	Yuliannie Paola LUGO Soto	# 335	1500m , 5000m	U23	W	14/01/2001



### St. Vincent & The Grenadines

#	Athlete Name	Number	Events	Categ	Gender	Birthdate
1	Aj DELPESCHE	# 336	400m	U18	M	28/06/2006
2	Amal GLASGOW	# 337	400m	U23	M	07/11/2004
3	Earl SIMMONS	# 339	100m	U23	M	26/12/2001
4	Handal ROBAN	# 338	800m	U23	M	05/09/2002
5	Keo DAVIS	# 340	100m , 200m	U18	M	31/05/2006
6	Uroy RYAN	# 341	LJ , TJ	U23	M	22/03/2004

# NACAC U18 & U23 Championship

Estadio Nacional, San José, CRC

July 21 - 23, 2023



## Athletes by Team



### Trinidad And Tobago

#	Athlete Name	Number	Events	Categ	Gender	Birthdate
1	Akira MALAVER	# 342	4x400mix , 400m , 4x100m , 4x400m	U18	W	16/08/2008
2	Alexxe HENRY	# 343	100m , 200m , 4x100m	U18	W	20/07/2007
3	Andrew STEELE	# 344	4x100m , 4x400m , LJ	U18	M	10/02/2006
4	Cheyne WEST	# 346	4x400mix , 110mH , 400mH , 4x400m	U18	M	30/12/2006
5	Christopher CRAWFORD	# 347	SP , DT	U23	M	02/11/2001
6	Dominic COLE	# 348	100m , 4x100m	U23	M	20/09/2001
7	Dorian CHARLES	# 349	400mH , 4x400m , JT	U23	M	18/06/2005
8	Dylan WOODRUFFE	# 350	100m , 200m , 4x100m	U18	M	21/03/2006
9	Genesis JOSEPH	# 351	800m , 4x400m	U23	M	17/04/2001
10	Gianna PAUL	# 352	4x400mix , 4x100m , 4x400m , Hepta	U18	W	10/08/2006
11	Imanni MATTHEW	# 353	LJ	U18	M	28/06/2007
12	Jaden JAMES	# 354	DT	U23	M	08/12/2003
13	Jaidi JAMES	# 355	HJ	U18	M	08/10/2006
14	Janae DE GANNES	# 356	200m , 4x100m , 4x400m , LJ	U18	W	17/10/2006
15	Justin GUY	# 357	110mH , 4x100m	U23	M	16/10/2002
16	Kadeem CHINAPOO	# 358	4x100m	U18	M	24/05/2008
17	Kaleb CAMPBELL	# 359	4x400m , HJ	U18	M	20/01/2007
18	Keeran SRISKANDARAJAH	# 360	4x400mix , 800m , 4x400m	U18	M	21/10/2006
19	Kelsey DANIEL	# 361	4x100m , LJ , TJ	U23	M	17/04/2001
20	Keneisha SHELBOURNE	# 362	4x400mix , 400mH , 4x100m , 4x400m , HJ	U18	W	19/09/2006
21	Khadeem RYAN	# 363	4x400mix , 4x100m , 4x400m	U18	M	04/04/2006
22	Kyle WILLIAMS	# 364	4x400mix , 400m , 4x400m	U18	M	02/02/2006
23	Lalenii GRANT	# 365	DT	U23	W	05/10/2004
24	Leah BERTRAND	# 366	100m , 4x100m	U23	W	26/07/2002
25	Naomi CAMPBELL	# 367	200m , 4x100m	U23	W	22/12/2001
26	Omare LEWIS	# 368	100m , 4x100m	U23	M	26/11/2001
27	Omare THOMPSON	# 369	3000m	U18	M	22/06/2006
28	Peyton WINTER	# 370	SP	U18	W	17/06/2008
29	Reneisha ANDREWS	# 371	4x100m	U23	W	24/09/2004
30	Ruth IRVINE	# 372	DT	U18	W	07/03/2006
31	Shakera KIRK	# 373	DT	U23	W	11/12/2003
32	Shaniqua BASCOMBE	# 374	4x100m	U23	W	08/11/2003
33	Stefan CAMEJO	# 375	800m , 4x400m	U23	M	18/09/2004
34	Symphony PATRICK	# 376	100m , 4x100m	U18	W	09/07/2007
35	Taejha BADAL	# 377	100m , 4x100m	U23	W	16/07/2003
36	Tenique VINCENT	# 378	4x100m , 4x400m , Hepta	U18	W	14/03/2008
37	Timothy FREDERICK	# 379	200m , 4x100m , 4x400m	U23	M	17/08/2001
38	Trevaughn STEWART	# 380	100m , 4x100m	U18	M	10/11/2007

# NACAC U18 & U23 Championship

Estadio Nacional, San José, CRC

July 21 - 23, 2023

## Athletes by Team



## Turks And Caicos Islands

#	Athlete Name	Number	Events	Categ	Gender	Birthdate
1	Aleiandio ARDILY Durham	# 381	100m , 200m	U18	M	13/10/2008
2	Antwon HILLY-FULLER Walkin	# 382	DT	U23	M	13/10/2005
3	Chyna ANITA Simmons	# 383	200m , 400m	U23	W	04/05/2005
4	Darren PIERRET	# 384	100m	U23	M	19/01/2002
5	Rayvon HILLY-RUBEN Walkin	# 385	200m , LJ	U23	M	13/10/2005

# NACAC U18 & U23 Championship

Estadio Nacional, San José, CRC

July 21 - 23, 2023



## Athletes by Team



### United States

#	Athlete Name	Number	Events	Categ	Gender	Birthdate
1	Addison WILEY	# 386	1500m	U23	W	24/10/2003
2	Aidan ELBETTAR	# 387	DT	U23	M	25/01/2002
3	Andrew TAYLOR	# 388	HJ	U23	M	21/05/2002
4	Asherah COLLINS	# 389	TJ	U23	W	14/11/2001
5	Ashton TORNS	# 390	4x100m	U23	M	24/10/2004
6	Bailey LEAR	# 391	4x400mix , 4x400m	U23	W	17/03/2001
7	Blaise ATKINSON	# 392	4x100m	U23	M	04/03/2004
8	Braden PRESSER	# 393	JT	U23	M	25/04/2002
9	Brice CHABOT	# 394	200m , 4x100m	U23	M	08/03/2003
10	Caleb CAVANAUGH	# 395	4x400mix , 400mH , 4x400m	U23	M	31/03/2001
11	Carson WILLIAMS	# 396	3000mSC	U23	M	13/02/2002
12	Claire BRYANT	# 397	LJ	U23	W	25/08/2001
13	Clayton SIMMS	# 398	PV	U23	M	08/10/2002
14	Cole SPROUT	# 399	5000m	U23	M	03/12/2001
15	Connor SCHULMAN	# 400	110mH	U23	M	02/07/2001
16	Connor WASHINGTON	# 401	200m , 4x100m , 4x400m	U23	M	18/01/2003
17	Corinne JEMISON	# 402	DT	U23	W	12/04/2001
18	Darius RAINEY	# 403	4x400mix , 400m , 4x400m	U23	M	08/04/2004
19	Dash SIRMON	# 404	JT	U23	M	10/02/2004
20	Destiny HUVEN	# 405	100mH , 4x100m	U23	W	10/03/2001
21	Elise SHEA	# 406	1500m	U23	W	06/09/2005
22	Euphenie ANDRE	# 407	TJ	U23	W	16/03/2001
23	Hana MOLL	# 408	PV	U23	W	31/01/2005
24	Heath BALDWIN	# 409	Deca	U23	M	08/02/2001
25	Hunter GARRETSON	# 410	PV	U23	M	01/04/2002
26	Jadin O ´BRIEN	# 411	Hepta	U23	W	08/05/2002
27	Jaida ROSS	# 412	SP	U23	W	29/10/2001
28	Jalani DAVIS	# 413	SP , HT	U23	W	23/05/2001
29	Jan ´Tajjah FORD	# 414	4x400m	U23	W	05/03/2001
30	Jason SWARENS	# 415	SP	U23	M	31/05/2002
31	Jayden SMITH	# 416	110mH	U23	M	29/05/2003
32	Jenna ROGERS	# 417	HJ	U23	W	18/04/2002
33	Jeremiah DAVIS	# 418	LJ	U23	M	31/08/2001
34	Jermaisha ARNOLD	# 419	400m , 4x400m	U23	W	05/02/2002
35	Kade MCCALL	# 420	HT	U23	M	13/03/2002
36	Kaila JACKSON	# 421	4x100m	U23	W	30/06/2004
37	Kason O ´RILEY	# 422	HJ	U23	M	05/03/2002
38	Kiah WILLIAMS	# 454	4x400mix , 4x400m	U23	W	28/06/2002
39	Kyle MOISON	# 424	HT	U23	M	01/09/2001
40	Lamar SMITH	# 425	4x100m	U23	M	27/02/2004
41	Layla ROEBKE	# 426	5000m	U23	W	20/06/2001
42	Malcolm CLEMONS	# 427	LJ	U23	M	08/03/2002
43	Maura HUWALT	# 428	JT	U23	W	12/06/2001



# NACAC U18 & U23 Championship

Estadio Nacional, San José, CRC

July 21 - 23, 2023



## Athletes by Team

44	Maxwell OTTERDAHL	# 429	SP , DT	U23	M	31/05/2001
45	Mia BRAHE-PEDERSEN	# 431	100m , 200m , 4x100m , 4x400m	U23	W	28/11/2005
46	Olivia MORGANTI	# 432		U23	W	25/03/2002
47	Rayniah JONES	# 433	100mH , 4x100m	U23	W	28/09/2001
48	Rodney HEATH JR.	# 434	100m , 4x100m	U23	M	22/05/2002
49	Russell ROBINSON	# 435	TJ	U23	M	27/06/2001
50	Salif MANE	# 436	TJ	U23	M	15/09/2001
51	Samuel ALLEN	# 437	10000mW	U23	M	06/05/2002
52	Samuel BLASKOWSKI	# 438	100m , 4x100m	U23	M	05/11/2002
53	Sean DOLAN	# 439	800m	U23	M	19/03/2001
54	Shani 'A BELLAMY	# 440	400mH	U23	W	02/02/2002
55	Shelby FRANK	# 441	DT	U23	W	01/06/2002
56	Sophia BECKMON	# 442	4x100m , LJ	U23	W	17/08/2005
57	Sydney HORN	# 443	PV	U23	W	26/07/2002
58	Vanessa WATSON	# 444	400mH	U23	W	28/10/2001
59	William JONES	# 445	4x400mix , 400m , 4x400m	U23	M	03/10/2003
60	William SUMNER	# 446	4x400mix , 800m , 4x400m	U23	M	22/10/2003
61	Ziyah HOLMAN	# 447	4x400mix , 400m , 4x400m	U23	W	01/03/2002



## Virgin Islands

#	Athlete Name	Number	Events	Categ	Gender	Birthdate
1	Akyra JOSEPH	# 448	Hepta	U18	W	02/02/2007
2	Davina BROWNE	# 449	SP , JT	U18	W	13/09/2006
3	Michelle SMITH	# 450	800m , 100mH , 400mH	U18	W	18/06/2006
4	Mikaela SMITH	# 451	800m , 1500m	U23	W	01/07/2001
5	Sofia SWINDELL	# 452	200m , 100mH	U18	W	17/03/2007

# NACAC U18 & U23 Championship

Estadio Nacional, San José, CRC - July 21 - 23, 2023



## EVENTS TIMETABLE

### Session # 1 - Friday Jul/21 - Morning

#	Time	Event	Age Group	Gender	Seeded	Round
1	<b>8:00 AM</b>	Pole Vault	<b>U23</b>	<b>Women</b>	<b>5</b>	<b>Final</b>
2	<b>8:00 AM</b>	High Jump	U23	Women	2	Exhibición
3	<b>8:30 AM</b>	5.000 Metres	<b>U23</b>	<b>Men</b>	<b>3</b>	<b>Final</b>
4	<b>9:00 AM</b>	Decathlon - 100 Metres (1)	U23	Men	2	Points
5	<b>9:00 AM</b>	Discus Throw 1.5 kg	<b>U18</b>	<b>Men</b>	<b>3</b>	<b>Final</b>
6	<b>9:05 AM</b>	Decathlon - 100 Metres (1)	U18	Men	2	Points
7	<b>9:15 AM</b>	5.000 Metres	<b>U23</b>	<b>Women</b>	<b>5</b>	<b>Final</b>
8	<b>9:30 AM</b>	Discus Throw 1 kg	<b>U23</b>	<b>Women</b>	<b>13</b>	<b>Final</b>
9	<b>9:45 AM</b>	Decathlon - Long Jump (2)	U23	Men	2	Points
10	<b>9:45 AM</b>	Decathlon - Long Jump (2)	U18	Men	2	Points
11	<b>9:45 AM</b>	Heptathlon - 100 Metres Hurdles 0.76 (1)	U18	Women	5	Points
12	<b>9:55 AM</b>	Heptathlon - 100 Metres Hurdles 0.84 (1)	U23	Women	2	Points
13	<b>10:30 AM</b>	Heptathlon - High Jump (2)	U18	Women	5	Points
14	<b>10:30 AM</b>	Heptathlon - High Jump (2)	U23	Women	2	Points
15	<b>10:40 AM</b>	Triple Jump	<b>U18</b>	<b>Men</b>	<b>6</b>	<b>Final</b>
16	<b>10:40 AM</b>	3.000 Metres	<b>U18</b>	<b>Women</b>	<b>5</b>	<b>Final</b>
17	<b>11:00 AM</b>	3.000 Metres	<b>U18</b>	<b>Men</b>	<b>4</b>	<b>Final</b>
18	<b>11:15 AM</b>	Discus Throw 2 kg	<b>U23</b>	<b>Men</b>	<b>9</b>	<b>Final</b>
19	<b>11:15 AM</b>	Decathlon - Shot Put 7.26 kg (3)	U23	Men	2	Points
20	<b>11:15 AM</b>	Decathlon - Shot Put 5 kg (3)	U18	Men	2	Points
21	<b>11:30 AM</b>	100 Metres	U18	Women	19	Semifinal
22	<b>11:45 AM</b>	100 Metres	U23	Women	11	Semifinal
23	<b>12:00 PM</b>	100 Metres	U18	Men	18	Semifinal
24	<b>12:15 PM</b>	100 Metres	U23	Men	19	Semifinal

# NACAC U18 & U23 Championship

Estadio Nacional, San José, CRC - July 21 - 23, 2023



## EVENTS TIMETABLE

### Session # 2 - Friday Jul/21 - Afternoon

#	Time	Event	Age Group	Gender	Seeded	Round
25	<b>2:00 PM</b>	Triple Jump	<b>U23</b>	<b>Men</b>	<b>7</b>	<b>Final</b>
26	<b>2:00 PM</b>	Shot Put 4 kg	<b>U23</b>	<b>Women</b>	<b>6</b>	<b>Final</b>
27	<b>2:00 PM</b>	Decathlon - High Jump (4)	U23	Men	2	Points
28	<b>2:00 PM</b>	Discus Throw 1 kg	<b>U18</b>	<b>Women</b>	<b>7</b>	<b>Final</b>
29	<b>2:30 PM</b>	400 Metres	U23	Women	12	Semifinal
30	<b>2:45 PM</b>	400 Metres	U23	Men	14	Semifinal
31	<b>3:15 PM</b>	400 Metres Hurdles 0.76	<b>U18</b>	<b>Women</b>	<b>6</b>	<b>Final</b>
32	<b>3:30 PM</b>	400 Metres Hurdles 0.76	<b>U23</b>	<b>Women</b>	<b>4</b>	<b>Final</b>
33	<b>3:30 PM</b>	Heptathlon - Shot Put 4 kg (3)	U23	Women	2	Points
34	<b>3:30 PM</b>	Heptathlon - Shot Put 3 kg (3)	U18	Women	5	Points
35	<b>3:30 PM</b>	Decathlon - High Jump (4)	U18	Men	2	Points
36	<b>3:30 PM</b>	Javelin Throw 700g	<b>U18</b>	<b>Men</b>	<b>2</b>	<b>Final</b>
37	<b>3:45 PM</b>	400 Metres Hurdles 0.84	<b>U18</b>	<b>Men</b>	<b>7</b>	<b>Final</b>
38	<b>4:00 PM</b>	400 Metres Hurdles 0.91	<b>U23</b>	<b>Men</b>	<b>7</b>	<b>Final</b>
39	<b>4:30 PM</b>	Heptathlon - 200 Metres (4)	U18	Women	5	Points
40	<b>4:40 PM</b>	Heptathlon - 200 Metres (4)	U23	Women	2	Points
41	<b>4:45 PM</b>	Triple Jump	<b>U18</b>	<b>Women</b>	<b>6</b>	<b>Final</b>
42	<b>4:50 PM</b>	Decathlon - 400 Metres (5)	U18	Men	2	Points
43	<b>5:00 PM</b>	Decathlon - 400 Metres (5)	U23	Men	2	Points
44	<b>5:00 PM</b>	Javelin Throw 500g	<b>U18</b>	<b>Women</b>	<b>5</b>	<b>Final</b>
45	<b>5:15 PM</b>	Shot Put 7.26 kg	<b>U23</b>	<b>Men</b>	<b>6</b>	<b>Final</b>
46	<b>5:15 PM</b>	100 Metres	<b>U18</b>	<b>Women</b>	<b>8</b>	<b>Final</b>
47	<b>5:25 PM</b>	100 Metres	<b>U23</b>	<b>Women</b>	<b>8</b>	<b>Final</b>
48	<b>5:35 PM</b>	100 Metres	<b>U18</b>	<b>Men</b>	<b>8</b>	<b>Final</b>
49	<b>5:45 PM</b>	100 Metres	<b>U23</b>	<b>Men</b>	<b>8</b>	<b>Final</b>
50	<b>6:00 PM</b>	4x400 Metres Relay Mixed	<b>U18</b>	<b>Mixed</b>	<b>16 (4)</b>	<b>Final</b>
51	<b>6:15 PM</b>	4x400 Metres Relay Mixed	<b>U23</b>	<b>Mixed</b>	<b>16 (4)</b>	<b>Final</b>

### Session # 3 - Saturday Jul/22 - Morning

#	Time	Event	Age Group	Gender	Seeded	Round
52	<b>8:00 AM</b>	10.000 Metres Race Walk	U23	Men	2	Exhibición
53	<b>8:00 AM</b>	Heptathlon - Long Jump (5)	U23	Women	2	Points
54	<b>8:00 AM</b>	Heptathlon - Long Jump (5)	U18	Women	5	Points
55	<b>8:00 AM</b>	Javelin Throw 800g	<b>U23</b>	<b>Men</b>	<b>5</b>	<b>Final</b>
56	<b>8:00 AM</b>	Pole Vault	U18	Men	2	Exhibición
57	<b>9:00 AM</b>	5.000 Metres Race Walk	<b>U18</b>	<b>Women</b>	<b>3</b>	<b>Final</b>
58	<b>9:00 AM</b>	5.000 Metres Race Walk	U23	Women	2	Exhibición
59	<b>9:30 AM</b>	Long Jump	<b>U18</b>	<b>Women</b>	<b>9</b>	<b>Final</b>
60	<b>10:00 AM</b>	Decathlon - 110 Metres Hurdles 0.91 (6)	U18	Men	2	Points
61	<b>10:10 AM</b>	Decathlon - 110 mts Hurdles 1.07 (6)	U23	Men	1	Points
62	<b>10:20 AM</b>	110 Metres Hurdles 0.91	U18	Men	10	Semifinal
63	<b>10:30 AM</b>	110 mts Hurdles 1.07	U23	Men	12	Semifinal
64	<b>11:00 AM</b>	Long Jump	<b>U23</b>	<b>Women</b>	<b>9</b>	<b>Final</b>
65	<b>11:00 AM</b>	Heptathlon - Javelin Throw 600g (6)	U23	Women	2	Points
66	<b>11:00 AM</b>	Heptathlon - Javelin Throw 500g (6)	U18	Women	5	Points
67	<b>11:00 AM</b>	Decathlon - Discus Throw 2 kg (7)	U23	Men	1	Points
68	<b>11:00 AM</b>	Decathlon - Discus Throw 1.5 kg (7)	U18	Men	2	Points

# NACAC U18 & U23 Championship

Estadio Nacional, San José, CRC - July 21 - 23, 2023



## EVENTS TIMETABLE

### Session # 4 - Saturday Jul/22 - Afternoon

#	Time	Event	Age Group	Gender	Seeded	Round
69	<b>3:00 PM</b>	Hammer Throw 7.26 kg	<b>U23</b>	<b>Men</b>	<b>5</b>	<b>Final</b>
70	<b>4:00 PM</b>	High Jump	<b>U18</b>	<b>Men</b>	<b>5</b>	<b>Final</b>
71	<b>4:00 PM</b>	Decathlon - Pole Vault (8)	U18	Men	2	Points
72	<b>4:00 PM</b>	Decathlon - Pole Vault (8)	U23	Men	2	Points
73	<b>4:30 PM</b>	Hammer Throw 4 kg	<b>U23</b>	<b>Women</b>	<b>4</b>	<b>Final</b>
74	<b>4:40 PM</b>	100 Metres Hurdles 0.76	<b>U18</b>	<b>Women</b>	<b>8</b>	<b>Final</b>
75	<b>4:55 PM</b>	100 Metres Hurdles 0.84	<b>U23</b>	<b>Women</b>	<b>6</b>	<b>Final</b>
76	<b>5:00 PM</b>	Long Jump	<b>U23</b>	<b>Men</b>	<b>9</b>	<b>Final</b>
77	<b>5:10 PM</b>	110 Metres Hurdles 0.91	<b>U18</b>	<b>Men</b>	<b>8</b>	<b>Final</b>
78	<b>5:20 PM</b>	110 mts Hurdles 1.07	<b>U23</b>	<b>Men</b>	<b>8</b>	<b>Final</b>
79	<b>5:30 PM</b>	Shot Put 3 kg	<b>U18</b>	<b>Women</b>	<b>6</b>	<b>Final</b>
80	<b>5:40 PM</b>	400 Metres	<b>U18</b>	<b>Women</b>	<b>6</b>	<b>Final</b>
81	<b>5:50 PM</b>	400 Metres	<b>U18</b>	<b>Men</b>	<b>8</b>	<b>Final</b>
82	<b>6:00 PM</b>	Decathlon - Javelin Throw 800g (9)	U23	Men	2	Points
83	<b>6:00 PM</b>	Decathlon - Javelin Throw 700g (9)	U18	Men	2	Points
84	<b>6:00 PM</b>	400 Metres	<b>U23</b>	<b>Women</b>	<b>8</b>	<b>Final</b>
85	<b>6:10 PM</b>	400 Metres	<b>U23</b>	<b>Men</b>	<b>8</b>	<b>Final</b>
86	<b>6:20 PM</b>	Heptathlon - 800 Metres (7)	U18	Women	5	Points
87	<b>6:21 PM</b>	Heptathlon	<b>U18</b>	<b>Women</b>	<b>5</b>	<b>Final</b>
88	<b>6:30 PM</b>	Heptathlon - 800 Metres (7)	U23	Women	2	Points
89	<b>6:31 PM</b>	Heptathlon	U23	Women	2	Exhibición
90	<b>6:40 PM</b>	200 Metres	U18	Women	18	Semifinal
91	<b>6:55 PM</b>	200 Metres	U18	Men	14	Semifinal
92	<b>7:00 PM</b>	Shot Put 5 kg	<b>U18</b>	<b>Men</b>	<b>3</b>	<b>Final</b>
93	<b>7:10 PM</b>	200 Metres	U23	Women	12	Semifinal
94	<b>7:25 PM</b>	200 Metres	U23	Men	23	Semifinal
95	<b>7:35 PM</b>	Decathlon - 1.500 Metres (10)	U18	Men	2	Points
96	<b>7:36 PM</b>	Decathlon	U18	Men	2	Exhibición
97	<b>7:45 PM</b>	Decathlon - 1.500 Metres (10)	U23	Men	2	Points
98	<b>7:46 PM</b>	Decathlon	U23	Men	2	Exhibición
99	<b>8:00 PM</b>	4x100 Metres Relay	<b>U18</b>	<b>Women</b>	<b>20 (5)</b>	<b>Final</b>
100	<b>8:10 PM</b>	4x100 Metres Relay	<b>U18</b>	<b>Men</b>	<b>20 (5)</b>	<b>Final</b>
101	<b>8:20 PM</b>	4x100 Metres Relay	<b>U23</b>	<b>Women</b>	<b>16 (4)</b>	<b>Final</b>
102	<b>8:30 PM</b>	4x100 Metres Relay	<b>U23</b>	<b>Men</b>	<b>20 (5)</b>	<b>Final</b>

# NACAC U18 & U23 Championship

Estadio Nacional, San José, CRC - July 21 - 23, 2023



## EVENTS TIMETABLE

### Session # 5 - Sunday Jul/23 - Morning

#	Time	Event	Age Group	Gender	Seeded	Round
103	<b>9:00 AM</b>	Pole Vault	<b>U23</b>	<b>Men</b>	<b>5</b>	<b>Final</b>
104	<b>9:00 AM</b>	High Jump	<b>U23</b>	<b>Men</b>	<b>6</b>	<b>Final</b>
105	<b>9:00 AM</b>	Triple Jump	<b>U23</b>	<b>Women</b>	<b>6</b>	<b>Final</b>
106	<b>9:00 AM</b>	800 Metres	<b>U18</b>	<b>Women</b>	<b>5</b>	<b>Final</b>
107	<b>9:10 AM</b>	800 Metres	<b>U18</b>	<b>Men</b>	<b>8</b>	<b>Final</b>
108	<b>9:20 AM</b>	800 Metres	<b>U23</b>	<b>Women</b>	<b>5</b>	<b>Final</b>
109	<b>9:30 AM</b>	800 Metres	<b>U23</b>	<b>Men</b>	<b>12</b>	<b>Final</b>
110	<b>9:30 AM</b>	Hammer Throw 5 kg	U18	Men	2	Exhibición
111	<b>10:00 AM</b>	200 Metres	<b>U18</b>	<b>Women</b>	<b>8</b>	<b>Final</b>
112	<b>10:10 AM</b>	200 Metres	<b>U18</b>	<b>Men</b>	<b>8</b>	<b>Final</b>
113	<b>10:20 AM</b>	200 Metres	<b>U23</b>	<b>Women</b>	<b>8</b>	<b>Final</b>
114	<b>10:30 AM</b>	200 Metres	<b>U23</b>	<b>Men</b>	<b>8</b>	<b>Final</b>
115	<b>10:30 AM</b>	Long Jump	<b>U18</b>	<b>Men</b>	<b>11</b>	<b>Final</b>
116	<b>10:30 AM</b>	High Jump	<b>U18</b>	<b>Women</b>	<b>6</b>	<b>Final</b>
117	<b>10:45 AM</b>	2.000 Metres Steeplechase 0.84	U18	Men	2	Exhibición
118	<b>11:00 AM</b>	3.000 Metres Steeplechase 0.91	<b>U23</b>	<b>Men</b>	<b>3</b>	<b>Final</b>
119	<b>11:00 AM</b>	Javelin Throw 600g	<b>U23</b>	<b>Women</b>	<b>3</b>	<b>Final</b>
120	<b>11:30 AM</b>	1.500 Metres	<b>U18</b>	<b>Women</b>	<b>6</b>	<b>Final</b>
121	<b>11:40 AM</b>	1.500 Metres	<b>U18</b>	<b>Men</b>	<b>8</b>	<b>Final</b>
122	<b>11:50 AM</b>	1.500 Metres	<b>U23</b>	<b>Women</b>	<b>7</b>	<b>Final</b>
123	<b>12:00 PM</b>	1.500 Metres	<b>U23</b>	<b>Men</b>	<b>6</b>	<b>Final</b>
124	<b>12:15 PM</b>	4x400 Metres Relay	<b>U18</b>	<b>Women</b>	<b>12 (3)</b>	<b>Final</b>
125	<b>12:25 PM</b>	4x400 Metres Relay	<b>U18</b>	<b>Men</b>	<b>20 (5)</b>	<b>Final</b>
126	<b>12:35 PM</b>	4x400 Metres Relay	<b>U23</b>	<b>Women</b>	<b>12 (3)</b>	<b>Final</b>
127	<b>12:45 PM</b>	4x400 Metres Relay	<b>U23</b>	<b>Men</b>	<b>24 (6)</b>	<b>Final</b>