

RESULTS NACAC ATHLETES - FINAL REPORT



















(by Carlos Clemente - NACAC Statistics- email: ranking.results@yahoo.com)

MEN

FINALS UP TO 8th Place

PLACE	ATHLETE	DOB	AGE	CAT	NAT	EVENT	MARK	SERIE	
1	GOLD Ryan CROUSER	18-dic-1992	32	s	USA	Shot Put	22.77	FINAL	CR
2	GOLD Christian COLEMAN	6-mar-1996	28	s	USA	60	6.49/6.43/6.41	FINAL	
3	GOLD Grant HOLLOWAY	19-nov-1997	27	s	USA	60mh	7.43/7.32/7.29	FINAL	CR
4	GOLD Bryce HOPPEL	5-sep-1997	27	s	USA	800	1.46.15/1.45.05/1.44.92	FINAL	
5	SILVER Noah LYLES	18-jul-1997	27	s	USA	60	6.57/6.47/6.44	FINAL	
6	SILVER Yared NUGUSE	1-jun-1999	25	s	USA	3000	7.43.59	FINAL	
7	SILVER Shelby McEWEN	6-abr-1996	28	s	USA	High Jump	2.28	FINAL	
8	SILVER Sam KENDRICKS	7-sep-1992	32	s	USA	Pole Vault	5.90	FINAL	
9	SILVER J.Patterson,M.Boling,N.Lyles,C.Bailey	.	.	.	USA	4x400	3.05.56/3.02.60	FINAL	
10	SILVER Cole HOCKER	6-jun-2001	23	s	USA	1500	3.39.32/3.36.69	FINAL	
11	BRONZE Ackeem BLAKE	21-ene-2002	22	s	JAM	60	6.55/6.51/6.46	FINAL	
12	BRONZE Carey McLEOD	14-abr-1998	26	s	JAM	Long Jump	8.21	FINAL	
13	BRONZE Rusheen Darian McDONALD	17-ago-1992	32	s	JAM	400	46.25/46.02/45.65	FINAL	
14	BRONZE Hobbs KESSLER	15-mar-2003	21	s	USA	1500	3.39.07/3.36.72	FINAL	
4	Christopher NILSEN	13-ene-1998	26	s	USA	Pole Vault	5.75	FINAL	
4	Ken MULLINGS	28-abr-1997	27	s	BAH	Heptathlon	6242	FINAL	
5	Jarrion LAWSON	6-may-1994	30	s	USA	Long Jump	8.06	FINAL	
5	Olin HACKER	21-may-1997	27	s	USA	3000	7.45.40	FINAL	
6	Donald SCOTT	23-feb-1992	32	s	USA	Triple Jump	16.88	FINAL	
6	Trey CUNNINGHAM	26-ago-1998	26	s	USA	60mh	7.59/7.49/7.53	FINAL	
6	Vernon TURNER	21-ago-1998	26	s	USA	High Jump	2.24	FINAL	
6	Tajay GAYLE	2-ago-1996	28	s	JAM	Long Jump	7.89	FINAL	
7	William WILLIAMS	31-ene-1995	29	s	USA	Long Jump	7.83	FINAL	
8	Lazaro MARTINEZ SANTRAYLL	3-nov-1997	27	s	CUB	Triple Jump	16.69	FINAL	
8	Edgar Alejandro RIVERA MORALES	13-feb-1991	33	s	MEX	High Jump	2.20	FINAL	

PLACE	ATHLETE	DOB	AGE	CAT	NAT	EVENT	MARK	SERIE	
9	Mario BURKE	18-mar-1997	27	s	BAR	60	6.58/6.57	Semi	
12	Rikkoi BRATHWAITE	13-feb-1999	25	s	IVB	60	6.62/6.60	Semi	
23	Malachi MURRAY	18-mar-2000	24	s	CAN	60	6.64/6.73	Semi	
34	Brendon RODNEY	9-abr-1992	32	s	CAN	60	6.80	Heats	
41	Sanjay WEEKES	4-jun-2005	19	U20	MNT	60	7.12	Heats	
8	Jereem Kern RICHARDS	13-ene-1994	30	s	TTO	400	47.04/46.64	Semi	
13	Jacory PATTERSON	2-feb-2000	24	s	USA	400	47.04	Heats	
14	Brian FAUST	12-ene-1999	25	s	USA	400	47.11	Heats	


















20	Ibrahim AYORINDE	12-jul-2001	23	s	CAN		400	48.05	Heats
21	Malique SMITH	9-nov-1997	27	s	ISV		400	49.68	Heats
9	Isaiah HARRIS	18-oct-1996	28	s	USA		800	1.46.12/1.48.18	Heats
23	John RIVERA	2-dic-1998	26	s	PUR		800	1.48.44	Heats
13	Kieran LUMB	2-ago-1998	26	s	CAN		1500	3.45.66/3.41.37	FINAL
9	Charles PHILIBERT-THIBOUTOT	31-dic-1990	34	s	CAN		1500	3.40.18	Heats
23	Rob NAPOLITANO	3-nov-1994	30	s	PUR		1500	3.48.92	Heats
28	Eduardo HERRERA	23-sep-1997	27	s	MEX		1500	4.02.94	Heats
9	Cameron MURRAY	12-dic-1999	25	s	USA		60mh	7.61/7.56	Semi
23	Damion THOMAS	29-jun-1999	25	s	JAM		60mh	7.73	Heats
32	Tyler MASON	15-ene-1995	29	s	JAM		60mh	7.86	Heats
9	Donald THOMAS	1-jul-1984	40	s	BAH		High Jump	2.15	FINAL
15	Laquan NAIRN	31-jul-1996	28	s	BAH		Long Jump	7.59	FINAL
12	Chris BENARD	4-abr-1990	34	s	USA		Triple Jump	16.14	FINAL
13	Cristian Atanay NAPOLES URRIA	27-nov-1998	26	s	CUB		Triple Jump	15.98	FINAL
13	Roger STEEN	17-may-1992	32	s	USA		Shot Put	19.97	FINAL
.	Rajindra CAMPBELL	28-feb-1996	28	s	JAM		Shot Put	NM	FINAL
.	Harrison WILLIAMS	7-mar-1996	28	s	USA		Heptathlon	DNF	FINAL

WOMEN

FINALS UP TO 8th Place








PLACE	ATHLETE	DOB	AGE	CAT	NAT	EVENT	MARK	SERIE
1	Tara DAVIS-WOODHALL	20-may-1999	25	s	USA	Long Jump	7.07	FINAL
2	Elle ST. PIERRE	20-feb-1995	29	s	USA	3000	8.20.87	FINAL CR
3	Sarah MITTON	20-jun-1996	28	s	CAN	Shot Put	20.22	FINAL
4	Julien ALFRED	10-jun-2001	23	s	LCA	60	7.02/7.03/6.98	FINAL
5	Thea Noelia LAFOND	5-abr-1994	30	s	DMA	Triple Jump	15.01	FINAL
6	Devynne Ashtyn CHARLTON	26-nov-1995	29	s	BAH	60mh	7.93/7.72/7.65	FINAL WR
7	Monae NICHOLS	24-nov-1998	26	s	USA	Long Jump	6.85	FINAL
8	Q.Hayes,T.Diggs,B.Lear,A.Holmes	.	.	.	USA	4x400	3.28.04/3.25.34	FINAL
9	Nikki HILTZ	23-oct-1994	30	s	USA	1500	4.04.34/4.02.32	FINAL
10	Leyanis PEREZ HERNANDEZ	10-ene-2002	22	s	CUB	Triple Jump	14.90	FINAL
11	Chase JACKSON	20-jul-1994	30	s	USA	Shot Put	19.67	FINAL
12	Katie MOON	13-jun-1991	33	s	USA	Pole Vault	4.75	FINAL
13	Alexis HOLMES	28-ene-2000	24	s	USA	400	52.53/50.99/50.24	FINAL
14	Emily MACKAY	30-abr-1998	26	s	USA	1500	4.08.04/4.02.69	FINAL
4	Keturah ORJI	5-mar-1996	28	s	USA	Triple Jump	14.36	FINAL
4	Masai RUSSELL	17-jun-2000	24	s	USA	60mh	7.89/7.79/7.81	FINAL
5	Sandi MORRIS	8-jul-1992	32	s	USA	Pole Vault	4.65	FINAL
5	Talitha DIGGS	22-ago-2002	22	s	USA	400	52.17/51.28/51.23	FINAL
5	Mikiah BRISCO	14-jul-1996	28	s	USA	60	7.20/7.10/7.08	FINAL
5	Jasmine MOORE	1-may-2001	23	s	USA	Triple Jump	14.15	FINAL
6	Charisma TAYLOR	3-sep-1999	25	s	BAH	Triple Jump	14.11	FINAL
6	Charisma TAYLOR	3-sep-1999	25	s	BAH	60mh	8.05/7.91/7.92	FINAL
6	Danniel Thrishanna THOMAS-DODD	11-nov-1992	32	s	JAM	Shot Put	19.12	FINAL
7	Magdalyn EWEN	23-sep-1994	30	s	USA	Shot Put	18.96	FINAL
7	Chari HAWKINS	21-may-1991	33	s	USA	Pentathlon	4388	FINAL
7	Kimberly WILLIAMS	3-nov-1988	36	s	JAM	Triple Jump	14.07	FINAL

PLACE	ATHLETE	DOB	AGE	CAT	NAT	EVENT	MARK	SERIE
.	Aleia HOBBS	24-feb-1996	28	s	USA	60	7.07/7.04/DNS	FINAL
9	Celera BARNES	2-dic-1998	26	s	USA	60	7.15/7.14	Semi
10	Tristan Cadija EVELYN	25-ene-1998	26	s	BAR	60	7.17/7.14	Semi
11	Shashalee FORBES	10-may-1996	28	s	JAM	60	7.17/7.15	Semi
14	Briana WILLIAMS	21-mar-2002	22	s	JAM	60	7.22/7.19	Semi
18	Audrey LEDUC	9-mar-1999	25	s	CAN	60	7.22/7.21	Semi
23	Anthonique Chasitivity STRACHAN	22-ago-1993	31	s	BAH	60	7.24/7.36	Semi
26	Michelle-Lee Raquel AHYE	10-abr-1992	32	s	TTO	60	7.26	Heats
32	Sade McCREATH-TARDIEL	25-jun-1996	28	s	CAN	60	7.30	Heats
39	Beyonce DE FREITAS	6-mar-2001	23	s	IVB	60	7.30	Heats
10	Stacey Ann WILLIAMS	8-mar-1999	25	s	JAM	400	52.16/52.72	Semi
15	Charokee YOUNG	21-ago-2000	24	s	JAM	400	53.04	Heats
20	Grace Juliette CLAXTON JOSEPH	19-ago-1993	31	s	PUR	400	54.62	Heats
22	Yanique HAYE-SMITH	22-feb-1990	34	s	TKS	400	54.98	Heats
23	Shalya WRAY	6-may-1999	25	s	CAY	400	55.82	Heats









12	Natoya GOULE-TOPPIN	30-mar-1991	33	s	JAM		800	2.00.83/2.01.41	Semi
10	Allie WILSON	31-mar-1996	28	s	USA		800	2.01.66	Heats
17	Addison WILEY	24-oct-2003	21	s	USA		800	2.02.69	Heats
21	Jazz SHUKLA	24-ago-1998	26	s	CAN		800	2.03.68	Heats
26	Madeleine KELLY	28-dic-1995	29	s	CAN		800	2.06.95	Heats
11	Lucia STAFFORD	17-ago-1998	26	s	CAN		1500	4.11.56/4.08.90	FINAL
16	Simone PLOURDE	8-ago-2000	24	s	CAN		1500	4.13.40	Heats
11	Josette ANDREWS	15-dic-1995	29	s	USA		3000	8.41.93	FINAL
9	Mariam ABDUL-RASHID	21-sep-1997	27	s	CAN		60mh	7.99/7.99	Semi
10	Christina CLEMONS	29-may-1990	34	s	USA		60mh	7.96/7.99	Semi
11	Megan TAPPER	18-mar-1994	30	s	JAM		60mh	8.05/8.00	Semi
35	Vanessa CLERVEAUX	17-jun-1994	30	s	HAI		60mh	8.29	Heats
.	L.Thomas,A.Knight,C.Young,S.Williams	.	.	.	JAM		4x400	3.27.35/DNF	FINAL
.	Vashti CUNNINGHAM	18-ene-1998	26	s	USA		High Jump	DNS	FINAL
.	Alysha NEWMAN	6-jun-1994	30	s	CAN		Pole Vault	NM	FINAL
10	Tissanna HICKLING	7-ene-1998	26	s	JAM		Long Jump	6.43	FINAL
.	Liadagmis POVEA RODRIGUEZ	6-feb-1996	28	s	CUB		Triple Jump	DNS	FINAL

NACAC MEDAL TABLE - FINAL REPORT

(by Carlos Clemente - NACAC Statistics)

RANK	COUNTRY		G	S	B	TOTAL
1	UNITED STATES		6	9	5	20
9	BAHAMAS		1	0	0	1
9	CANADA		1	0	0	1
9	DOMINICA		1	0	0	1
9	SAINT LUCIA		1	0	0	1
20	CUBA		0	1	0	1
25	JAMAICA		0	0	3	3
	TOTAL		10	10	8	28

NACAC PLACING TABLE - FINAL REPORT

RANK	COUNTRY		1st	2nd	3rd	4th	5th	6th	7th	8th	POINTS
1	UNITED STATES		48	63	30	15	24	9	6	0	195
9	JAMAICA		0	0	18	0	0	6	2	0	26
15	BAHAMAS		8	0	0	5	6	0	0	0	19
23	CANADA		8	0	0	0	0	0	0	0	8
23	SAINT LUCIA		8	0	0	0	0	0	0	0	8
23	DOMINICA		8	0	0	0	0	0	0	0	8
23	CUBA		0	7	0	0	0	0	0	1	8
45	MEXICO		0	0	0	0	0	0	0	1	1

1st	8 points
2nd	7 points
3rd	6 points
4th	5 points
5th	4 points
6th	3 points
7th	2 points
8th	1 point