

RESULTS NACAC ATHLETES - REPORT DAY 4 - AUG 4

































(by Carlos Clemente - NACAC Statistics- email: ranking.results@yahoo.com)

MEN

FINALS UP TO 8th Place

PLACE	ATHLETE	DOB	AGE	CAT	NAT	EVENT	MARK	SERIE
GOLD	Ryan CROUSER	18-dic-1992	32	s	USA	Shot Put	21.49/22.90	FINAL
GOLD	Noah LYLES	18-jul-1997	27	s	USA	100	10.04/9.83/9.79	FINAL
GOLD	Ethan KATZBERG	5-abr-2002	22	s	CAN	Hammer Throw	79.93/84.12	FINAL
SILVER	Joe KOVACS	28-jun-1989	35	s	USA	Shot Put	21.24/22.15	FINAL
SILVER	Kishane THOMPSON	17-jun-2001	23	s	JAM	100	10.00/9.80/9.79	FINAL
BRONZE	Grant FISHER	22-abr-1997	27	s	USA	10000	26.43.46	FINAL
BRONZE	Fred KERLEY	7-may-1995	29	s	USA	100	9.97/9.84/9.81	FINAL
BRONZE	Rajindra CAMPBELL	28-feb-1996	28	s	JAM	Shot Put	21.05/22.15	FINAL
BRONZE	Lindon VICTOR	28-feb-1993	31	s	GRN	Decathlon	8711	FINAL
4	Mohammed AHMED	5-ene-1991	33	s	CAN	10000	26.43.79	FINAL
4	Payton OTTERDAHL	2-abr-1996	28	s	USA	Shot Put	21.52/22.03	FINAL
5	Evan DUNFEE	28-sep-1990	34	s	CAN	20km RW	1h 19.16	FINAL
6	Rudy WINKLER	6-dic-1994	30	s	USA	Hammer Throw	77.29/77.92	FINAL
7	Harrison WILLIAMS	7-mar-1996	28	s	USA	Decathlon	8538	FINAL
7	Kenneth BEDNAREK	14-oct-1998	26	s	USA	100	9.97/9.93/9.88	FINAL
8	Uziel Aaron MUÑOZ GALARZA	8-sep-1995	29	s	MEX	Shot Put	21.22/20.88	FINAL
8	Oblique SEVILLE	16-mar-2001	23	s	JAM	100	9.99/9.81/9.91	FINAL

#	ATHLETE	DOB	AGE	CAT	NAT	EVENT	MARK	SERIE
12	Andre DE GRASSE	10-nov-1994	30	s	CAN	100	10.07/9.98	Semi
17	Ackeem BLAKE	21-ene-2002	22	s	JAM	100	10.06/10.06	Semi
23	Rikkoi BRATHWAITE	13-feb-1999	25	s	IVB	100	10.13/10.15	Semi
27	Reynaldo Ramon ESPINOSA COLAS	1-feb-2003	21	s	CUB	100	10.11/10.21	Semi
29	Duan ASEMOTA	29-ago-1996	28	s	CAN	100	10.17	Heats
30	Cejhae Colin GREENE	6-oct-1995	29	s	ANT	100	10.17	Heats
39	Davonte HOWELL	28-oct-2005	19	U20	CAY	100	10.31/10.24	Heats
41	Wanya McCOY	29-mar-2003	21	s	BAH	100	10.24	Heats
44	Christopher BORZOR	11-abr-1999	25	s	HAI	100	10.26/10.28	Heats
47	Devin AUGUSTINE	2-dic-2003	21	s	TTO	100	10.31	Heats
49	Terrence JONES	8-ene-2002	22	s	BAH	100	10.31	Heats
54	Naquille HARRIS	15-may-2002	22	s	SKN	100	10.33/10.38	Heats
59	Jose Arnaldo GONZALEZ SOTO	14-may-1995	29	s	DOM	100	10.40	Heats
.	Aaron BROWN	27-may-1992	32	s	CAN	100	DQ	Heats
29	Melique Vencent GARCIA SUAZO	18-jun-1992	32	s	HON	100	10.76	Prelim
35	Shaun Christopher GILL	9-abr-1993	31	s	BIZ	100	11.17	Prelim
Q	Michael NORMAN	3-dic-1997	27	s	USA	400	44.10	Heats
Q	Quincy HALL	31-jul-1998	26	s	USA	400	44.28	Heats
Q	Jereem Kern RICHARDS	13-ene-1994	30	s	TTO	400	44.31	Heats
Q	Kirani JAMES	1-sep-1992	32	s	GRN	400	44.78	Heats

Q	Christopher BAILEY	29-may-2000	24	s	USA		400	44.89	Heats
Q	Christopher MORALES-WILLIAMS	5-ago-2004	20	s	CAN		400	44.96	Heats
Q	Jevaughn POWELL	19-nov-2000	24	s	JAM		400	45.12	Heats
Re	Sean BAILEY	15-jul-1997	27	s	JAM		400	44.68	Heats
Re	Alexander OGANDO BAUTISTA	3-may-2000	24	s	DOM		400	45.11	Heats
Re	Michael JOSEPH	1-nov-2002	22	s	LCA		400	45.69	Heats
Re	Deandre WATKIN	9-oct-2002	22	s	JAM		400	45.97	Heats
.	Steven GARDINER	12-sep-1995	29	s	BAH		400	DNS	Heats
Q	Yared NUGUSE	1-jun-1999	25	s	USA		1500	3.36.56/3.31.72	Semi
Q	Hobbs KESSLER	15-mar-2003	21	s	USA		1500	3.36.87/3.31.97	Semi
Q	Cole HOCKER	6-jun-2001	23	s	USA		1500	3.35.27/3.32.54	Semi
17	Charles PHILIBERT-THIBOUTOT	31-dic-1990	34	s	CAN		1500	3.36.92/3.33.53/3.33.29	Semi
14	Kieran LUMB	2-ago-1998	26	s	CAN		1500	3.38.11/3.35.76	Repech
12	Nico YOUNG	27-jul-2002	22	s	USA		10000	26.58.11	FINAL
16	William KINCAID	21-sep-1992	32	s	USA		10000	27.29.40	FINAL
Q	Grant HOLLOWAY	19-nov-1997	27	s	USA		110mh	13.01	Heats
Q	Orlando BENNETT	12-oct-1999	25	s	JAM		110mh	13.35	Heats
Q	Rasheed BROADBELL	13-ago-2000	24	s	JAM		110mh	13.42	Heats
Q	Antoine ANDREWS	12-abr-2003	21	s	BAH		110mh	13.43	Heats
Q	Daniel ROBERTS	13-abr-1998	26	s	USA		110mh	13.43	Heats
q	Hansle PARCHMENT	17-jun-1990	34	s	JAM		110mh	13.43	Heats
Re	Craig THORNE	3-ene-2001	23	s	CAN		110mh	13.60	Heats
Re	Freddie CRITTENDEN	3-ago-1994	30	s	USA		110mh	18.27	Heats
13	Noel Ali CHAMA ALMAZAN	15-sep-1997	27	s	MEX		20km RW	1h 20.19	FINAL
14	Ricardo ORTIZ RIVERA	7-feb-1995	29	s	MEX		20km RW	1h 20.27	FINAL
38	Jose Alejandro BARRONDO XUC	16-sep-1996	28	s	GUA		20km RW	1h 24.17	FINAL
56	Erick Bernabe BARRONDO GARCIA	14-jun-1991	33	s	GUA		20km RW	1h 26.19	FINAL
.	Jose Luis DOCTOR MORALES	14-jun-1996	28	s	MEX		20km RW	DQ	FINAL
q	Sam KENDRICKS	7-sep-1992	32	s	USA		Pole Vault	5.75	Quali
22	Jacob WOOTEN	22-abr-1997	27	s	USA		Pole Vault	5.60	Quali
26	Christopher NILSEN	13-ene-1998	26	s	USA		Pole Vault	5.40	Quali
q	Wayne PINNOCK	24-oct-2000	24	s	JAM		Long Jump	7.96	Quali
q	Carey MCLEOD	14-abr-1998	26	s	JAM		Long Jump	7.90	Quali
15	Jeremiah DAVIS	31-ago-2001	23	s	USA		Long Jump	7.83	Quali
19	Tajay GAYLE	2-ago-1996	28	s	JAM		Long Jump	7.78	Quali
21	Malcolm CLEMONS	8-mar-2002	22	s	USA		Long Jump	7.72	Quali
25	Alejandro Antonio PARADA ISAAC	5-jul-2004	20	s	CUB		Long Jump	7.62	Quali
.	Jarrion LAWSON	6-may-1994	30	s	USA		Long Jump	NM	Quali
9	Rowan HAMILTON	29-ene-2000	24	s	CAN		Hammer Throw	77.78/76.59	FINAL
13	Adam KEENAN	26-mar-1993	31	s	CAN		Hammer Throw	74.45	Quali
22	Diego Alan DEL REAL GALINDO	6-mar-1994	30	s	MEX		Hammer Throw	72.10	Quali
26	Jerome VEGA LLANOS	7-jul-1995	29	s	PUR		Hammer Throw	71.61	Quali
.	Daniel HAUGH	3-may-1995	29	s	USA		Hammer Throw	NM	Quali
9	Ayden OWENS-DELERME	28-may-2000	24	s	PUR		Decathlon	8437	FINAL
10	Heath BALDWIN	8-feb-2001	23	s	USA		Decathlon	8422	FINAL
13	Ken MULLINGS	28-abr-1997	27	s	BAH		Decathlon	8226	FINAL
17	Zachery ZIEMEK	23-feb-1993	31	s	USA		Decathlon	7983	FINAL
.	Damian WARNER	4-nov-1989	35	s	CAN		Decathlon	DNF	FINAL

NR

WOMEN

FINALS UP TO 8th Place

PLACE	ATHLETE	DOB	AGE	CAT	NAT	EVENT	MARK	SERIE	
GOLD	Julien ALFRED	10-jun-2001	23	s	LCA	100	10.95/10.84/10.72	FINAL	NR
GOLD	Thea Noelia LAFOND	5-abr-1994	30	s	DMA	Triple Jump	14.35/15.02	FINAL	NR
SILVER	Sha'Carri RICHARDSON	25-mar-2000	24	s	USA	100	10.94/10.89/10.87	FINAL	
SILVER	Shanika RICKETTS	2-feb-1992	32	s	JAM	Triple Jump	14.47/14.87	FINAL	
BRONZE	Melissa JEFFERSON	21-feb-2001	23	s	USA	100	10.96/10.99/10.92	FINAL	
BRONZE	Jasmine MOORE	1-may-2001	23	s	USA	Triple Jump	14.43/14.67	FINAL	
4	Liadagmis POVEA RODRIGUEZ	6-feb-1996	28	s	CUB	Triple Jump	14.39/14.64	FINAL	
5	Alegna Aryday GONZALEZ MUÑOZ	2-ene-1999	25	s	MEX	20km RW	1h 27.14	FINAL	
5	Twanisha TERRY	24-ene-1999	25	s	USA	100	11.15/11.07/10.97	FINAL	
5	Leyanis PEREZ HERNANDEZ	10-ene-2002	22	s	CUB	Triple Jump	14.68/14.62	FINAL	
5	Vashti CUNNINGHAM	18-ene-1998	26	s	USA	High Jump	1.92/1.95	FINAL	
7	Ackelia SMITH	5-feb-2002	22	s	JAM	Triple Jump	14.09/14.42	FINAL	
7	Tia CLAYTON	17-ago-2004	20	s	JAM	100	11.00/10.89/11.04	FINAL	

#	ATHLETE	DOB	AGE	CAT	NAT	EVENT	MARK	SERIE	
12	Audrey LEDUC	9-mar-1999	25	s	CAN	100	10.95/11.10	Semi	NR
16	Shashalee FORBES	10-may-1996	28	s	JAM	100	11.19/11.20	Semi	
21	Gladymar TORRES	26-mar-2003	21	s	PUR	100	11.12/11.33	Semi	NR
25	Leah BERTRAND	26-jul-2002	22	s	TTO	100	11.27/11.37	Semi	
.	Shelly-Ann FRASER-PRYCE	27-dic-1986	38	s	JAM	100	10.92/DNS	Semi	
30	Jacqueline MADOGO	14-abr-2000	24	s	CAN	100	11.27	Heats	
37	Michelle-Lee Raquel AHYE	10-abr-1992	32	s	TTO	100	11.33	Heats	
42	Joella LLOYD	4-dic-2002	22	s	ANT	100	11.37	Heats	
43	Yunisleydy de la Caridad GARCIA ABREU	11-ago-1999	25	s	CUB	100	11.37	Heats	
45	Cecilia TAMAYO GARZA	4-mar-1997	27	s	MEX	100	11.39	Heats	
53	Tristan Cadija EVELYN	25-ene-1998	26	s	BAR	100	11.55	Heats	
57	Halle HAZZARD	4-feb-1999	25	s	GRN	100	11.88/11.70	Heats	
63	Zahria ALLERS-LIBURD	6-mar-2002	22	s	SKN	100	11.73/11.89	Heats	
67	Maria Alejandra CARMONA BLASS	31-ene-1999	25	s	NCA	100	11.88/12.00	Heats	NR
70	Mariandree CHACON AROCHE	6-nov-2004	20	s	GUA	100	11.90/12.06	Heats	
Q	Gabrielle THOMAS	7-dic-1996	28	s	USA	200	22.20	Heats	
Q	Brittany BROWN	18-abr-1995	29	s	USA	200	22.38	Heats	
Q	Julien ALFRED	10-jun-2001	23	s	LCA	200	22.41	Heats	
Q	Niesha BURGHER	8-ago-2002	22	s	JAM	200	22.54	Heats	
Q	McKenzie LONG	11-jul-2000	24	s	USA	200	22.55	Heats	
Q	Lanae-Tava THOMAS	28-ene-2001	23	s	JAM	200	22.70	Heats	
Q	Audrey LEDUC	9-mar-1999	25	s	CAN	200	22.88	Heats	
Re	Jacqueline MADOGO	14-abr-2000	24	s	CAN	200	22.78	Heats	
Re	Adaejah HODGE	21-mar-2006	18	U20	IVB	200	23.00	Heats	
Re	Cecilia TAMAYO GARZA	4-mar-1997	27	s	MEX	200	23.65	Heats	
.	Shericka JACKSON	15-jul-1994	30	s	JAM	200	DNS	Heats	
Q	Shafiqua MALONEY	27-feb-1999	25	s	VIN	800	1.58.23/1.57.59	Semi	NR
q	Juliette WHITTAKER	1-dic-2003	21	s	USA	800	2.00.45/1.57.76	Semi	
10	Nia AKINS	7-jul-1998	26	s	USA	800	1.59.67/1.58.20	Semi	
12	Daily Marlins COOPER GASPARG	11-mar-2002	22	s	CUB	800	1.58.88/1.58.39	Semi	
17	Rose Mary ALMANZA BLANCO	13-jul-1992	32	s	CUB	800	2.00.36/2.01.54/1.58.73	Semi	
18	Natoya GOULE-TOPPIN	30-mar-1991	33	s	JAM	800	1.58.66/1.59.14	Semi	

5	Allie WILSON	31-mar-1996	28	s	USA		800	1.59.69/1.59.73	Repech
16	Jazz SHUKLA	24-ago-1998	26	s	CAN		800	2.00.80/2.02.00	Repech
24	Adelle TRACEY	27-may-1993	31	s	JAM		800	2.03.47/2.03.67	Repech
Q	Elise CRANNY	9-may-1996	28	s	USA		5000	14.58.55	Heats
Q	Karissa SCHWEIZER	4-may-1996	28	s	USA		5000	14.59.64	Heats
Q	Whitni MORGAN	22-oct-1997	27	s	USA		5000	15.02.14	Heats
20	Laura Esther GALVAN RODRIGUEZ	5-oct-1991	33	s	MEX		5000	15.05.20	Heats
35	Alma Delia CORTES GARCIA	26-dic-1997	27	s	MEX		5000	15.45.33	Heats
36	Briana SCOTT	27-jun-1990	34	s	CAN		5000	15.47.30	Heats
Q	Jasmine JONES	30-nov-2001	23	s	USA		400mh	53.60	Heats
Q	Sydney McLAUGHLIN-LEVRONE	7-ago-1999	25	s	USA		400mh	53.60	Heats
Q	Anna COCKRELL	28-ago-1997	27	s	USA		400mh	53.91	Heats
Q	Shiann SALMON	31-mar-1999	25	s	JAM		400mh	53.95	Heats
Q	Rushell Rusheka CLAYTON	18-oct-1992	32	s	JAM		400mh	54.32	Heats
Q	Janieve Janielle RUSSELL	14-nov-1993	31	s	JAM		400mh	54.67	Heats
Q	Savannah SUTHERLAND	7-ago-2003	21	s	CAN		400mh	54.80	Heats
Re	Grace Juliette CLAXTON JOSEPH	19-ago-1993	31	s	PUR		400mh	56.29	Heats
Q	Courtney WAYMENT	4-ago-1998	26	s	USA		3000st	9.10.72	Heats
Q	Valerie CONSTIEN	21-mar-1996	28	s	USA		3000st	9.16.33	Heats
18	Ceili McCABE	1-sep-2001	23	s	CAN		3000st	9.20.71	Heats
24	Marisa HOWARD	9-ago-1992	32	s	USA		3000st	9.24.78	Heats
29	Regan YEE	4-jul-1995	29	s	CAN		3000st	9.27.81	Heats
24	Alejandra ORTEGA SOLIS	8-jul-1994	30	s	MEX		20km RW	1h 31.58	FINAL
29	Rachelle DE ORBETA PEREZ	27-mar-2000	24	s	PUR		20km RW	1h 33.33	FINAL
39	Ilse Ariadna GUERRERO RODARTE	24-mar-1993	31	s	MEX		20km RW	hh 37.10	FINAL
15	Rachel GLENN	17-abr-2002	22	s	USA		High Jump	1.88	Quali
24	Lamara DISTIN	3-mar-2000	24	s	JAM		High Jump	1.88	Quali
9	Keturah ORJI	5-mar-1996	28	s	USA		Triple Jump	14.09/14.05	FINAL
14	Tori FRANKLIN	7-oct-1992	32	s	USA		Triple Jump	14.02	Quali
15	Charisma TAYLOR	3-sep-1999	25	s	BAH		Triple Jump	14.01	Quali
20	Kimberly WILLIAMS	3-nov-1988	36	s	JAM		Triple Jump	13.77	Quali
Q	Valarie ALLMAN	23-feb-1995	29	s	USA		Discus Throw	69.59	Quali
13	Veronica FRALEY	27-may-2000	24	s	USA		Discus Throw	62.54	Quali
18	Jayden ULRICH	15-sep-2002	22	s	USA		Discus Throw	61.08	Quali
19	Melany del Pilar MATHEUS MOREJON	19-ene-2001	23	s	CUB		Discus Throw	61.07	Quali
25	Silinda Oneisi MORALES ZENEA	30-ago-2000	24	s	CUB		Discus Throw	59.46	Quali
31	Samantha HALL	19-abr-1993	31	s	JAM		Discus Throw	54.94	Quali
Q	Camryn ROGERS	7-jun-1999	25	s	CAN		Hammer Throw	74.69	Quali
Q	DeAnna PRICE	8-jun-1993	31	s	USA		Hammer Throw	73.79	Quali
Q	Annette Nneka ECHIKUNWOKE	29-jul-1996	28	s	USA		Hammer Throw	73.52	Quali
14	Erin REESE	4-dic-1995	29	s	USA		Hammer Throw	70.23	Quali

MIXED

PLACE	ATHLETE	DOB	AGE	CAT	NAT	EVENT	MARK	SERIE		
SILVER	Vernon Norwood, Shamier Little, Bryce Deadmon, Kaylyn Brown				USA		4x400 Mixed	3.07.41/3.07.74	FINAL	WR
5	Reheem Hayles, Junelle Bromfield, Zandrión Barnes, Stephanie McPherson				JAM		4x400 Mixed	3.11.06/3.11.67	FINAL	NR

#	ATHLETE	DOB	AGE	CAT	NAT	EVENT	MARK	SERIE	
13	Wendell Miller, Javonya Valcourt, Alonzo Russell, Quincy Penn				BAH		4x400 Mixed	3.14.58	Heats
16	Erick Sanchez, Milagros Duran, Robert King, Anabel Medina				DOM		4x400 Mixed	3.18.39	Heats



OLYMPIC GAMES
PARIS, FRANCE
AUG 1 - 11, 2024



NACAC MEDAL TABLE - DAY 4 - AUG 4

(by Carlos Clemente - NACAC Statistics)

RANK	COUNTRY		G	S	B	4th	5th	6th	7th	8th	TOTAL MEDALS
1	UNITED STATES		2	3	4	1	2	1	2	0	9
2	SAINT LUCIA		1	0	0	0	0	0	0	0	1
2	DOMINICA		1	0	0	0	0	0	0	0	1
2	CANADA		1	0	0	1	1	0	0	0	1
3	JAMAICA		0	2	1	0	1	0	2	1	3
4	GRENADA		0	0	1	0	0	0	0	0	1
.	CUBA		0	0	0	1	1	0	0	0	0
.	MEXICO		0	0	0	0	1	0	0	1	0
	TOTAL		5	5	6	3	6	1	4	2	16