






































## RESULTS NACAC ATHLETES - REPORT DAY 5 - AUG 5























































(by Carlos Clemente - NACAC Statistics- email: ranking.results@yahoo.com)

### MEN

#### FINALS UP TO 8th Place

PLACE	ATHLETE	DOB	AGE	CAT	NAT	EVENT	MARK	SERIE
<b>GOLD</b>	Ryan CROUSER	18-dic-1992	<b>32</b>	s	USA 	Shot Put	21.49/22.90	FINAL
<b>GOLD</b>	Noah LYLES	18-jul-1997	<b>27</b>	s	USA 	100	10.04/9.83/9.79	FINAL
<b>GOLD</b>	Ethan KATZBERG	5-abr-2002	<b>22</b>	s	CAN 	Hammer Throw	79.93/84.12	FINAL
<b>SILVER</b>	Joe KOVACS	28-jun-1989	<b>35</b>	s	USA 	Shot Put	21.24/22.15	FINAL
<b>SILVER</b>	Sam KENDRICKS	7-sep-1992	<b>32</b>	s	USA 	Pole Vault	5.75/5.95	FINAL
<b>SILVER</b>	Kishane THOMPSON	17-jun-2001	<b>23</b>	s	JAM 	100	10.00/9.80/9.79	FINAL
<b>BRONZE</b>	Grant FISHER	22-abr-1997	<b>27</b>	s	USA 	10000	26.43.46	FINAL
<b>BRONZE</b>	Fred KERLEY	7-may-1995	<b>29</b>	s	USA 	100	9.97/9.84/9.81	FINAL
<b>BRONZE</b>	Rajindra CAMPBELL	28-feb-1996	<b>28</b>	s	JAM 	Shot Put	21.05/22.15	FINAL
<b>BRONZE</b>	Lindon VICTOR	28-feb-1993	<b>31</b>	s	GRN 	Decathlon	8711	FINAL
<b>4</b>	Mohammed AHMED	5-ene-1991	<b>33</b>	s	CAN 	10000	26.43.79	FINAL
<b>4</b>	Payton OTTERDAHL	2-abr-1996	<b>28</b>	s	USA 	Shot Put	21.52/22.03	FINAL
<b>5</b>	Evan DUNFEE	28-sep-1990	<b>34</b>	s	CAN 	20km RW	1h 19.16	FINAL
<b>6</b>	Rudy WINKLER	6-dic-1994	<b>30</b>	s	USA 	Hammer Throw	77.29/77.92	FINAL
<b>7</b>	Harrison WILLIAMS	7-mar-1996	<b>28</b>	s	USA 	Decathlon	8538	FINAL
<b>7</b>	Kenneth BEDNAREK	14-oct-1998	<b>26</b>	s	USA 	100	9.97/9.93/9.88	FINAL
<b>8</b>	Uziel Aaron MUÑOZ GALARZA	8-sep-1995	<b>29</b>	s	MEX 	Shot Put	21.22/20.88	FINAL
<b>8</b>	Oblique SEVILLE	16-mar-2001	<b>23</b>	s	JAM 	100	9.99/9.81/9.91	FINAL

#	ATHLETE	DOB	AGE	CAT	NAT	EVENT	MARK	SERIE
<b>12</b>	Andre DE GRASSE	10-nov-1994	<b>30</b>	s	CAN 	100	10.07/9.98	Semi
<b>17</b>	Ackeeem BLAKE	21-ene-2002	<b>22</b>	s	JAM 	100	10.06/10.06	Semi
<b>23</b>	Rikkoi BRATHWAITE	13-feb-1999	<b>25</b>	s	IVB 	100	10.13/10.15	Semi
<b>27</b>	Reynaldo Ramon ESPINOSA COLAS	1-feb-2003	<b>21</b>	s	CUB 	100	10.11/10.21	Semi
<b>29</b>	Duan ASEMOTA	29-ago-1996	<b>28</b>	s	CAN 	100	10.17	Heats
<b>30</b>	Cejhae Colin GREENE	6-oct-1995	<b>29</b>	s	ANT 	100	10.17	Heats
<b>39</b>	Davonte HOWELL	28-oct-2005	<b>19</b>	<b>U20</b>	CAY 	100	10.31/10.24	Heats
<b>41</b>	Wanya McCOY	29-mar-2003	<b>21</b>	s	BAH 	100	10.24	Heats
<b>44</b>	Christopher BORZOR	11-abr-1999	<b>25</b>	s	HAI 	100	10.26/10.28	Heats
<b>47</b>	Devin AUGUSTINE	2-dic-2003	<b>21</b>	s	TTO 	100	10.31	Heats
<b>49</b>	Terrence JONES	8-ene-2002	<b>22</b>	s	BAH 	100	10.31	Heats
<b>54</b>	Naquille HARRIS	15-may-2002	<b>22</b>	s	SKN 	100	10.33/10.38	Heats
<b>59</b>	Jose Arnaldo GONZALEZ SOTO	14-may-1995	<b>29</b>	s	DOM 	100	10.40	Heats
.	Aaron BROWN	27-may-1992	<b>32</b>	s	CAN 	100	DQ	Heats
<b>29</b>	Melique Vencent GARCIA SUAZO	18-jun-1992	<b>32</b>	s	HON 	100	10.76	Prelim
<b>35</b>	Shaun Christopher GILL	9-abr-1993	<b>31</b>	s	BIZ 	100	11.17	Prelim
<b>Q</b>	Kenneth BEDNAREK	14-oct-1998	<b>26</b>	s	USA 	200	19.96	Heats
<b>Q</b>	Erriyon KNIGHTON	29-ene-2004	<b>20</b>	s	USA 	200	19.99	Heats
<b>Q</b>	Alexander OGANDO BAUTISTA	3-may-2000	<b>24</b>	s	DOM 	200	20.04	Heats

Q	Noah LYLES	18-jul-1997	27	s	USA		200	20.19	Heats
Q	Andre DE GRASSE	10-nov-1994	30	s	CAN		200	20.30	Heats
Q	Wanya McCOY	29-mar-2003	21	s	BAH		200	20.35	Heats
Re	Brendon RODNEY	9-abr-1992	32	s	CAN		200	20.30	Heats
Re	Aaron BROWN	27-may-1992	32	s	CAN		200	20.36	Heats
Re	Bryan LEVELL	23-dic-2003	21	s	JAM		200	20.47	Heats
Re	Andrew HUDSON	14-dic-1996	28	s	JAM		200	20.53	Heats
Re	Ian KERR	1-may-1996	28	s	BAH		200	20.53	Heats
.	Jose Arnaldo GONZALEZ SOTO	14-may-1995	29	s	DOM		200	DNS	Heats
Q	Michael NORMAN	3-dic-1997	27	s	USA		400	44.10	Heats
Q	Quincy HALL	31-jul-1998	26	s	USA		400	44.28	Heats
Q	Jereem Kern RICHARDS	13-ene-1994	30	s	TTO		400	44.31	Heats
Q	Kirani JAMES	1-sep-1992	32	s	GRN		400	44.78	Heats
Q	Christopher BAILEY	29-may-2000	24	s	USA		400	44.89	Heats
Q	Christopher MORALES-WILLIAMS	5-ago-2004	20	s	CAN		400	44.96	Heats
Q	Jevaughn POWELL	19-nov-2000	24	s	JAM		400	45.12	Heats
13	Michael JOSEPH	1-nov-2002	22	s	LCA		400	45.69/45.64	Repech
.	Sean BAILEY	15-jul-1997	27	s	JAM		400	44.68/DNF	Repech
.	Alexander OGANDO BAUTISTA	3-may-2000	24	s	DOM		400	45.11/DNS	Repech
.	Deandre WATKIN	9-oct-2002	22	s	JAM		400	45.97/DNS	Repech
.	Steven GARDINER	12-sep-1995	29	s	BAH		400	DNS	Heats
Q	Yared NUGUSE	1-jun-1999	25	s	USA		1500	3.36.56/3.31.72	Semi
Q	Hobbs KESSLER	15-mar-2003	21	s	USA		1500	3.36.87/3.31.97	Semi
Q	Cole HOCKER	6-jun-2001	23	s	USA		1500	3.35.27/3.32.54	Semi
17	Charles PHILIBERT-THIBOUTOT	31-dic-1990	34	s	CAN		1500	3.36.92/3.33.53/3.33.29	Semi
14	Kieran LUMB	2-ago-1998	26	s	CAN		1500	3.38.11/3.35.76	Repech
12	Nico YOUNG	27-jul-2002	22	s	USA		10000	26.58.11	FINAL
16	William KINCAID	21-sep-1992	32	s	USA		10000	27.29.40	FINAL
Q	Grant HOLLOWAY	19-nov-1997	27	s	USA		110mh	13.01	Heats
Q	Orlando BENNETT	12-oct-1999	25	s	JAM		110mh	13.35	Heats
Q	Rasheed BROADBELL	13-ago-2000	24	s	JAM		110mh	13.42	Heats
Q	Antoine ANDREWS	12-abr-2003	21	s	BAH		110mh	13.43	Heats
Q	Daniel ROBERTS	13-abr-1998	26	s	USA		110mh	13.43	Heats
q	Hansle PARCHEMENT	17-jun-1990	34	s	JAM		110mh	13.43	Heats
Re	Craig THORNE	3-ene-2001	23	s	CAN		110mh	13.60	Heats
Re	Freddie CRITTENDEN	3-ago-1994	30	s	USA		110mh	18.27	Heats
Q	Roshawn CLARKE	1-jul-2004	20	s	JAM		400mh	48.17	Heats
Q	Malik JAMES-KING	28-jun-1999	25	s	JAM		400mh	48.21	Heats
Q	CJ ALLEN	14-feb-1995	29	s	USA		400mh	48.64	Heats
Q	Rai BENJAMIN	27-jul-1997	27	s	USA		400mh	48.82	Heats
Q	Jaheel HYDE	2-feb-1997	27	s	JAM		400mh	49.08	Heats
Q	Kyron McMASTER	3-ene-1997	27	s	IVB		400mh	49.24	Heats
Re	Yerald NUÑEZ MERCEDES	9-ene-2003	21	s	DOM		400mh	48.67	Heats
Re	Gerald David DRUMMOND HERNANDEZ	5-sep-1994	30	s	CRC		400mh	48.80	Heats
Re	Trevor BASSITT	26-feb-1998	26	s	USA		400mh	49.38	Heats
Q	Kenneth ROOKS	21-oct-1999	25	s	USA		3000st	8.24.95	Heats
Q	Jean-Simon DESGAGNES	26-jul-1998	26	s	CAN		3000st	8.25.28	Heats
6	Matthew WILKINSON	27-dic-1998	26	s	USA		3000st	8.16.82	Heats
31	James CORRIGAN	16-abr-2002	22	s	USA		3000st	8.36.67	Heats
13	Noel Ali CHAMA ALMAZAN	15-sep-1997	27	s	MEX		20km RW	1h 20.19	FINAL
14	Ricardo ORTIZ RIVERA	7-feb-1995	29	s	MEX		20km RW	1h 20.27	FINAL
38	Jose Alejandro BARRONDO XUC	16-sep-1996	28	s	GUA		20km RW	1h 24.17	FINAL
56	Erick Bernabe BARRONDO GARCIA	14-jun-1991	33	s	GUA		20km RW	1h 26.19	FINAL
.	Jose Luis DOCTOR MORALES	14-jun-1996	28	s	MEX		20km RW	DQ	FINAL























































22	Jacob WOOTEN	22-abr-1997	27	s	USA		Pole Vault	5.60	Quali
26	Christopher NILSEN	13-ene-1998	26	s	USA		Pole Vault	5.40	Quali
q	Wayne PINNOCK	24-oct-2000	24	s	JAM		Long Jump	7.96	Quali
q	Carey McLEOD	14-abr-1998	26	s	JAM		Long Jump	7.90	Quali
15	Jeremiah DAVIS	31-ago-2001	23	s	USA		Long Jump	7.83	Quali
19	Tajay GAYLE	2-ago-1996	28	s	JAM		Long Jump	7.78	Quali
21	Malcolm CLEMONS	8-mar-2002	22	s	USA		Long Jump	7.72	Quali
25	Alejandro Antonio PARADA ISAAC	5-jul-2004	20	s	CUB		Long Jump	7.62	Quali
.	Jarrion LAWSON	6-may-1994	30	s	USA		Long Jump	NM	Quali
q	Traves Jamie SMIKLE	7-may-1992	32	s	JAM		Discus Throw	65.91	Quali
q	Roje STONA	26-feb-1999	25	s	JAM		Discus Throw	65.32	Quali
q	Ralford MULLINGS	22-nov-2002	22	s	JAM		Discus Throw	65.18	Quali
14	Sam MATTIS	19-mar-1994	30	s	USA		Discus Throw	62.66	Quali
17	Andrew EVANS	25-ene-1991	33	s	USA		Discus Throw	62.25	Quali
22	Joseph BROWN	13-jun-1996	28	s	USA		Discus Throw	61.68	Quali
26	Mario Alberto DIAZ TORRES	8-dic-1999	25	s	CUB		Discus Throw	60.92	Quali
9	Rowan HAMILTON	29-ene-2000	24	s	CAN		Hammer Throw	77.78/76.59	FINAL
13	Adam KEENAN	26-mar-1993	31	s	CAN		Hammer Throw	74.45	Quali
22	Diego Alan DEL REAL GALINDO	6-mar-1994	30	s	MEX		Hammer Throw	72.10	Quali
26	Jerome VEGA LLANOS	7-jul-1995	29	s	PUR		Hammer Throw	71.61	Quali
.	Daniel HAUGH	3-may-1995	29	s	USA		Hammer Throw	NM	Quali
9	Ayden OWENS-DELERME	28-may-2000	24	s	PUR		Decathlon	8437	FINAL
10	Heath BALDWIN	8-feb-2001	23	s	USA		Decathlon	8422	FINAL
13	Ken MULLINGS	28-abr-1997	27	s	BAH		Decathlon	8226	FINAL
17	Zachery ZIEMEK	23-feb-1993	31	s	USA		Decathlon	7983	FINAL
.	Damian WARNER	4-nov-1989	35	s	CAN		Decathlon	DNF	FINAL






# WOMEN

## FINALS UP TO 8th Place



PLACE	ATHLETE	DOB	AGE	CAT	NAT	EVENT	MARK	SERIE	
<b>GOLD</b>	Julien ALFRED	10-jun-2001	<b>23</b>	s	LCA	100	10.95/10.84/ <b>10.72</b>	FINAL	<b>NR</b>
<b>GOLD</b>	Thea Noelia LAFOND	5-abr-1994	<b>30</b>	s	DMA	Triple Jump	14.35/ <b>15.02</b>	FINAL	<b>NR</b>
<b>GOLD</b>	Valarie ALLMAN	23-feb-1995	<b>29</b>	s	USA	Discus Throw	69.59/69.50	FINAL	
<b>SILVER</b>	Sha'Carri RICHARDSON	25-mar-2000	<b>24</b>	s	USA	100	10.94/10.89/10.87	FINAL	
<b>SILVER</b>	Shanika RICKETTS	2-feb-1992	<b>32</b>	s	JAM	Triple Jump	14.47/14.87	FINAL	
<b>BRONZE</b>	Melissa JEFFERSON	21-feb-2001	<b>23</b>	s	USA	100	10.96/10.99/10.92	FINAL	
<b>BRONZE</b>	Jasmine MOORE	1-may-2001	<b>23</b>	s	USA	Triple Jump	14.43/14.67	FINAL	
<b>4</b>	Liadagmis POVEA RODRIGUEZ	6-feb-1996	<b>28</b>	s	CUB	Triple Jump	14.39/14.64	FINAL	
<b>4</b>	Shafiqua MALONEY	27-feb-1999	<b>25</b>	s	VIN	800	1.58.23/ <b>1.57.59</b> /1.57.66	FINAL	<b>NR</b>
<b>5</b>	Alegna Aryday GONZALEZ MUÑOZ	2-ene-1999	<b>25</b>	s	MEX	20km RW	1h 27.14	FINAL	
<b>5</b>	Twanisha TERRY	24-ene-1999	<b>25</b>	s	USA	100	11.15/11.07/10.97	FINAL	
<b>5</b>	Leyanis PEREZ HERNANDEZ	10-ene-2002	<b>22</b>	s	CUB	Triple Jump	14.68/14.62	FINAL	
<b>5</b>	Vashti CUNNINGHAM	18-ene-1998	<b>26</b>	s	USA	High Jump	1.92/1.95	FINAL	
<b>7</b>	Ackelia SMITH	5-feb-2002	<b>22</b>	s	JAM	Triple Jump	14.09/14.42	FINAL	
<b>7</b>	Tia CLAYTON	17-ago-2004	<b>20</b>	s	JAM	100	11.00/10.89/11.04	FINAL	
<b>7</b>	Juliette WHITTAKER	1-dic-2003	<b>21</b>	s	USA	800	2.00.45/1.57.76/1.58.50	FINAL	



#	ATHLETE	DOB	AGE	CAT	NAT	EVENT	MARK	SERIE	
<b>12</b>	Audrey LEDUC	9-mar-1999	<b>25</b>	s	CAN	100	<b>10.95</b> /11.10	Semi	<b>NR</b>
<b>16</b>	Shashalee FORBES	10-may-1996	<b>28</b>	s	JAM	100	11.19/11.20	Semi	
<b>21</b>	Gladymar TORRES	26-mar-2003	<b>21</b>	s	PUR	100	<b>11.12</b> /11.33	Semi	<b>NR</b>
<b>25</b>	Leah BERTRAND	26-jul-2002	<b>22</b>	s	TTO	100	11.27/11.37	Semi	
.	Shelly-Ann FRASER-PRYCE	27-dic-1986	<b>38</b>	s	JAM	100	10.92/DNS	Semi	
<b>30</b>	Jacqueline MADOGO	14-abr-2000	<b>24</b>	s	CAN	100	11.27	Heats	
<b>37</b>	Michelle-Lee Raquel AHYE	10-abr-1992	<b>32</b>	s	TTO	100	11.33	Heats	
<b>42</b>	Joella LLOYD	4-dic-2002	<b>22</b>	s	ANT	100	11.37	Heats	
<b>43</b>	Yunisleydy de la Caridad GARCIA ABREU	11-ago-1999	<b>25</b>	s	CUB	100	11.37	Heats	
<b>45</b>	Cecilia TAMAYO GARZA	4-mar-1997	<b>27</b>	s	MEX	100	11.39	Heats	
<b>53</b>	Tristan Cadija EVELYN	25-ene-1998	<b>26</b>	s	BAR	100	11.55	Heats	
<b>57</b>	Halle HAZZARD	4-feb-1999	<b>25</b>	s	GRN	100	11.88/11.70	Heats	
<b>63</b>	Zahria ALLERS-LIBURD	6-mar-2002	<b>22</b>	s	SKN	100	11.73/11.89	Heats	
<b>67</b>	Maria Alejandra CARMONA BLASS	31-ene-1999	<b>25</b>	s	NCA	100	11.88/12.00	Heats	<b>NR</b>
<b>70</b>	Mariandree CHACON AROCHE	6-nov-2004	<b>20</b>	s	GUA	100	11.90/12.06	Heats	
<b>Q</b>	Gabrielle THOMAS	7-dic-1996	<b>28</b>	s	USA	200	22.20/21.86	Semi	
<b>Q</b>	Julien ALFRED	10-jun-2001	<b>23</b>	s	LCA	200	22.41/21.98	Semi	
<b>Q</b>	Brittany BROWN	18-abr-1995	<b>29</b>	s	USA	200	22.38/22.12	Semi	
<b>q</b>	McKenzie LONG	11-jul-2000	<b>24</b>	s	USA	200	22.55/22.30	Semi	
<b>12</b>	Niesha BURGHER	8-ago-2002	<b>22</b>	s	JAM	200	22.54/22.64	Semi	
<b>15</b>	Audrey LEDUC	9-mar-1999	<b>25</b>	s	CAN	200	22.88/22.68	Semi	
<b>17</b>	Adaejah HODGE	21-mar-2006	<b>18</b>	<b>U20</b>	IVB	200	23.00/22.94/22.70	Semi	
<b>18</b>	Lanae-Tava THOMAS	28-ene-2001	<b>23</b>	s	JAM	200	22.70/22.77	Semi	
<b>20</b>	Jacqueline MADOGO	14-abr-2000	<b>24</b>	s	CAN	200	22.78/22.58/22.81	Semi	
<b>19</b>	Cecilia TAMAYO GARZA	4-mar-1997	<b>27</b>	s	MEX	200	23.65/23.49	Repech	
.	Shericka JACKSON	15-jul-1994	<b>30</b>	s	JAM	200	DNS	Heats	
<b>Q</b>	Marileidy PAULINO	25-oct-1996	<b>28</b>	s	DOM	400	49.42	Heats	
<b>Q</b>	Nickisha PRYCE	7-mar-2001	<b>23</b>	s	JAM	400	50.02	Heats	
<b>Q</b>	Stacey Ann WILLIAMS	7-mar-1999	<b>25</b>	s	JAM	400	50.16	Heats	
<b>Q</b>	Alexis HOLMES	28-ene-2000	<b>24</b>	s	USA	400	50.35	Heats	

Q	Roxana GOMEZ CALDERON	7-ene-1999	25	s	CUB		400	50.38	Heats
Q	Sada Amelia WILLIAMS	1-dic-1997	27	s	BAR		400	50.45	Heats
Q	Aaliyah BUTLER	5-nov-2003	21	s	USA		400	50.52	Heats
Q	Paola MORAN ERREJON	25-feb-1997	27	s	MEX		400	51.04	Heats
Q	Junelle BROMFIELD	8-feb-1998	26	s	JAM		400	51.36	Heats
Re	Gabriela Renee SCOTT PUIG	13-ene-1997	27	s	PUR		400	50.74	Heats <b>NR</b>
Re	Kendall ELLIS	8-mar-1996	28	s	USA		400	51.16	Heats
Re	Zoe SHERAR	11-jul-1999	25	s	CAN		400	51.97	Heats
Re	Lauren GALE	31-dic-1999	25	s	CAN		400	53.13	Heats
Re	Shaunae Mernett MILLER-UIBO	15-abr-1994	30	s	BAH		400	2.22.29	Heats
10	Nia AKINS	7-jul-1998	26	s	USA		800	1.59.67/1.58.20	Semi
12	Daily Marlins COOPER GASPARD	11-mar-2002	22	s	CUB		800	1.58.88/1.58.39	Semi
17	Rose Mary ALMANZA BLANCO	13-jul-1992	32	s	CUB		800	2.00.36/2.01.54/1.58.73	Semi
18	Natoya GOULE-TOPPIN	30-mar-1991	33	s	JAM		800	1.58.66/1.59.14	Semi
5	Allie WILSON	31-mar-1996	28	s	USA		800	1.59.69/1.59.73	Repech
16	Jazz SHUKLA	24-ago-1998	26	s	CAN		800	2.00.80/2.02.00	Repech
24	Adelle TRACEY	27-may-1993	31	s	JAM		800	2.03.47/2.03.67	Repech
10	Karissa SCHWEIZER	4-may-1996	28	s	USA		5000	14.59.64/14.45.57	FINAL
11	Elise CRANNY	9-may-1996	28	s	USA		5000	14.58.55/14.48.06	FINAL
14	Whitni MORGAN	22-oct-1997	27	s	USA		5000	15.02.14/14.53.57	FINAL
20	Laura Esther GALVAN RODRIGUEZ	5-oct-1991	33	s	MEX		5000	15.05.20	Heats
35	Alma Delia CORTES GARCIA	26-dic-1997	27	s	MEX		5000	15.45.33	Heats
36	Briana SCOTT	27-jun-1990	34	s	CAN		5000	15.47.30	Heats
Q	Jasmine JONES	30-nov-2001	23	s	USA		400mh	53.60	Heats
Q	Sydney McLAUGHLIN-LEVRONE	7-ago-1999	25	s	USA		400mh	53.60	Heats
Q	Anna COCKRELL	28-ago-1997	27	s	USA		400mh	53.91	Heats
Q	Shiann SALMON	31-mar-1999	25	s	JAM		400mh	53.95	Heats
Q	Rushell Rusheka CLAYTON	18-oct-1992	32	s	JAM		400mh	54.32	Heats
Q	Janieve Janielle RUSSELL	14-nov-1993	31	s	JAM		400mh	54.67	Heats
Q	Savannah SUTHERLAND	7-ago-2003	21	s	CAN		400mh	54.80	Heats
15	Grace Juliette CLAXTON JOSEPH	19-ago-1993	31	s	PUR		400mh	56.29/55.94	Repech
Q	Courtney WAYMENT	4-ago-1998	26	s	USA		3000st	9.10.72	Heats
Q	Valerie CONSTIEN	21-mar-1996	28	s	USA		3000st	9.16.33	Heats
18	Ceili McCABE	1-sep-2001	23	s	CAN		3000st	9.20.71	Heats
24	Marisa HOWARD	9-ago-1992	32	s	USA		3000st	9.24.78	Heats
29	Regan YEE	4-jul-1995	29	s	CAN		3000st	9.27.81	Heats
24	Alejandra ORTEGA SOLIS	8-jul-1994	30	s	MEX		20km RW	1h 31.58	FINAL
29	Rachelle DE ORBETA PEREZ	27-mar-2000	24	s	PUR		20km RW	1h 33.33	FINAL
39	Ilse Ariadna GUERRERO RODARTE	24-mar-1993	31	s	MEX		20km RW	hh 37.10	FINAL
15	Rachel GLENN	17-abr-2002	22	s	USA		High Jump	1.88	Quali
24	Lamara DISTIN	3-mar-2000	24	s	JAM		High Jump	1.88	Quali
q	Katie MOON	13-jun-1991	33	s	USA		Pole Vault	4.55	Quali
q	Alysha NEWMAN	6-jun-1994	30	s	CAN		Pole Vault	4.55	Quali
22	Brynn KING	22-ago-2000	24	s	USA		Pole Vault	4.40	Quali
22	Bridget Guy WILLIAMS	18-mar-1996	28	s	USA		Pole Vault	4.40	Quali
26	Anicka NEWELL	5-ago-1993	31	s	CAN		Pole Vault	4.40	Quali
9	Keturah ORJI	5-mar-1996	28	s	USA		Triple Jump	14.09/14.05	FINAL
14	Tori FRANKLIN	7-oct-1992	32	s	USA		Triple Jump	14.02	Quali
15	Charisma TAYLOR	3-sep-1999	25	s	BAH		Triple Jump	14.01	Quali
20	Kimberly WILLIAMS	3-nov-1988	36	s	JAM		Triple Jump	13.77	Quali
13	Veronica FRALEY	27-may-2000	24	s	USA		Discus Throw	62.54	Quali
18	Jayden ULRICH	15-sep-2002	22	s	USA		Discus Throw	61.08	Quali
19	Melany del Pilar MATHEUS MOREJON	19-ene-2001	23	s	CUB		Discus Throw	61.07	Quali
25	Silinda Oneisi MORALES ZENEA	30-ago-2000	24	s	CUB		Discus Throw	59.46	Quali

31	Samantha HALL	19-abr-1993	31	s	JAM		Discus Throw	54.94	Quali
Q	Camryn ROGERS	7-jun-1999	25	s	CAN		Hammer Throw	74.69	Quali
Q	DeAnna PRICE	8-jun-1993	31	s	USA		Hammer Throw	73.79	Quali
Q	Annette Nneka ECHIKUNWOKE	29-jul-1996	28	s	USA		Hammer Throw	73.52	Quali
14	Erin REESE	4-dic-1995	29	s	USA		Hammer Throw	70.23	Quali

## MIXED

PLACE	ATHLETE	DOB	AGE	CAT	NAT	EVENT	MARK	SERIE		
SILVER	Vernon Norwood, Shamier Little, Bryce Deadmon, Kaylyn Brown				USA		4x400 Mixed	3.07.41/3.07.74	FINAL	WR
5	Reheem Hayles, Junelle Bromfield, Zandrion Barnes, Stephanie McPherson				JAM		4x400 Mixed	3.11.06/3.11.67	FINAL	NR

#	ATHLETE	DOB	AGE	CAT	NAT	EVENT	MARK	SERIE	
13	Wendell Miller, Javonya Valcourt, Alonzo Russell, Quincy Penn				BAH		4x400 Mixed	3.14.58	Heats
16	Erick Sanchez, Milagros Duran, Robert King, Anabel Medina				DOM		4x400 Mixed	3.18.39	Heats



**OLYMPIC GAMES**  
**PARIS, FRANCE**  
**AUG 1 - 11, 2024**



**NACAC MEDAL TABLE - DAY 5 - AUG 5**

*(by Carlos Clemente - NACAC Statistics)*

RANK	COUNTRY		G	S	B	4th	5th	6th	7th	8th	TOTAL MEDALS
1	UNITED STATES		3	4	4	1	2	1	2	0	11
2	SAINT LUCIA		1	0	0	0	0	0	0	0	1
2	DOMINICA		1	0	0	0	0	0	0	0	1
2	CANADA		1	0	0	1	1	0	0	0	1
3	JAMAICA		0	2	1	0	1	0	2	1	3
4	GRENADA		0	0	1	0	0	0	0	0	1
.	CUBA		0	0	0	1	1	0	0	0	0
.	ST. VINCENT AND THE GRENADINES		0	0	0	1	0	0	0	0	0
.	MEXICO		0	0	0	0	1	0	0	1	0
	<b>TOTAL</b>		<b>6</b>	<b>6</b>	<b>6</b>	<b>4</b>	<b>6</b>	<b>1</b>	<b>4</b>	<b>2</b>	<b>18</b>