



WORLD ATHLETICS
INDOOR CHAMPIONSHIPS
NANJING 25

WORLD INDOOR CHAMPIONSHIPS

NANJING, CHN

MAR 21 - 23, 2025




























RESULTS NACAC ATHLETES - FINAL REPORT

(by Carlos Clemente - NACAC Statistics - email: ranking.results@yahoo.com)

MEN


























FINALS UP TO 8th Place								
PLACE	ATHLETE	DOB	AGE	CAT	NAT	EVENT	MARK	SERIE
GOLD	Christopher BAILEY	29-may-2000	25	s	USA	400	45.70/45.91/45.08	FINAL
GOLD	Grant HOLLOWAY	19-nov-1997	28	s	USA	60mh	7.49/7.48/7.42	FINAL
GOLD	Josh HOEY	1-nov-1999	26	s	USA	800	1.48.14/1.45.23/1.44.77	FINAL
GOLD	E.Godwin,B.Faust,J.Patterson,C.Bailey			s	USA	4x400	3.03.13	FINAL
SILVER	Brian FAUST	12-ene-1999	26	s	USA	400	46.20/45.89/45.47	FINAL
SILVER	Roger STEEN	17-may-1992	33	s	USA	Shot Put	21.62	FINAL
SILVER	Wayne PINNOCK	24-oct-2000	25	s	JAM	Long Jump	8.29	FINAL
SILVER	R.McDonald,J.Dennis,K.Farquharson,D.Francis			s	JAM	4x400	3.05.05	FINAL
BRONZE	Sam KENDRICKS	7-sep-1992	33	s	USA	Pole Vault	5.90	FINAL
BRONZE	Jacory PATTERSON	2-feb-2000	25	s	USA	400	45.94/45.89/45.54	FINAL
BRONZE	Adrian PIPERI	20-ene-1999	26	s	USA	Shot Put	21.48	FINAL
BRONZE	Luke HOUSER	2-may-2001	24	s	USA	1500	3.41.16/3.39.17	FINAL
BRONZE	Raymond RICHARDS	28-abr-2001	24	s	JAM	High Jump	2.28	FINAL
4	Elijah KOSIBA	3-abr-2002	23	s	USA	High Jump	2.28	FINAL
4	Sam GILMAN	20-sep-2000	25	s	USA	3000	7.47.19	FINAL
4	Heath BALDWIN	8-feb-2001	24	s	USA	Heptathlon	6188	FINAL
4	Jordan SCOTT	29-jun-1997	28	s	JAM	Triple Jump	17.10	FINAL
5	Dylan JACOBS	15-jun-2000	25	s	USA	3000	7.48.41	FINAL
5	Brandon MILLER	30-ene-2002	23	s	USA	800	1.46.47/1.46.84/1.46.44	FINAL
5	Rohan WATSON	29-abr-2005	20	s	JAM	60	6.54/6.58/6.59	FINAL
5	Christopher MORALES-WILLIAMS	5-ago-2004	21	s	CAN	400	45.85/46.62/46.71	FINAL
6	Ronnie BAKER	15-oct-1993	32	s	USA	60	6.56/6.51/6.59	FINAL
6	Demario PRINCE	27-oct-2004	21	s	JAM	60mh	7.70/7.60/7.63	FINAL
7	Julian FORDE	22-abr-2001	24	s	BAR	60	6.57/6.59/6.64	FINAL
7	Jerome CAMPBELL	20-nov-2002	23	s	JAM	60mh	7.61/7.61/7.71	FINAL
7	Cameron CRUMP	3-sep-1999	26	s	USA	Long Jump	8.13	FINAL
8	Russell ROBINSON	27-jun-2001	24	s	USA	Triple Jump	16.50	FINAL
*	Eloy BENITEZ	7-may-2003	22	s	PUR	60	6.49/6.52/DNF	FINAL NR







PLACE	ATHLETE	DOB	AGE	CAT	NAT	EVENT	MARK	SERIE
12	Rikkoi BRATHWAITE	13-feb-1999	26	s	IVB 	60	6.64/6.63	Semi
16	Malachi MURRAY	18-mar-2000	25	s	CAN 	60	6.63/6.65	Semi
17	Coby HILTON	8-abr-1998	27	s	USA 	60	6.70/6.67	Semi
24	Nishion EBANKS	13-abr-2000	25	s	JAM 	60	6.70	Heats
30	Norris SPIKE	25-sep-1996	29	s	CAN 	60	6.74	Heats
34	Emmanuel WELLS	20-oct-1997	28	s	USA 	60	6.76	Heats
9	Rusheen Darian McDONALD	17-ago-1992	33	s	JAM 	400	46.72/47.22	Semi
16	Wendell MILLER	3-ene-2003	22	s	BAH 	400	47.33	Heats
23	Iñigo PEREZ URRETAVIZCAYA	21-ene-1992	33	s	HON 	400	49.18	Heats
24	Rasheeme Ray-Don GRIFFITH	3-may-2000	25	s	BAR 	400	49.63	Heats
*	Malique SMITH	9-nov-1997	28	s	ISV 	400	DNS	Heats
14	John RIVERA	2-dic-1998	27	s	PUR 	800	1.46.84/1.49.49	Semi
16	Robert HEPPESTALL	28-feb-1997	28	s	CAN 	800	1.47.24/1.49.54	Semi
9	Samuel PRAKEL	29-oct-1994	31	s	USA 	1500	3.36.93/3.44.48	FINAL
14	Kieran LUMB	2-ago-1998	27	s	CAN 	1500	3.42.32	Heats
15	Foster MALLECK	12-ago-2001	24	s	CAN 	1500	3.42.55	Heats
19	Aaron Alexander HERNANDEZ BOLAÑOS	6-mar-2000	25	s	ESA 	1500	3.57.77	Heats
*	Nikkolia KENNEDY	27-mar-2004	21	s	BAR 	60mh	7.89/DNF	Semi
*	Cameron MURRAY	12-dic-1999	26	s	USA 	60mh	7.68/DQ	Semi
10	Tajay GAYLE	2-ago-1996	29	s	JAM 	Long Jump	7.83	FINAL
11	William WILLIAMS	31-ene-1995	30	s	USA 	Long Jump	7.76	FINAL
10	Will CLAYE	13-jun-1991	34	s	USA 	Triple Jump	16.31	FINAL
13	Lazaro MARTINEZ SANTRAYLL	3-nov-1997	28	s	CUB 	Triple Jump	14.04	FINAL
9	Romaine BECKFORD	9-jul-2002	23	s	JAM 	High Jump	2.14	FINAL
9	Luis Joel CASTRO RIVERA	29-ene-1991	34	s	PUR 	High Jump	2.14	FINAL
9	Rajindra CAMPBELL	29-feb-1996	29	s	JAM 	Shot Put	20.45	FINAL
*	Harrison WILLIAMS	7-mar-1996	29	s	USA 	Heptathlon	DNF	FINAL



WORLD ATHLETICS
INDOOR CHAMPIONSHIPS
NANJING 25

WOMEN

FINALS UP TO 8th Place									
PLACE	ATHLETE	DOB	AGE	CAT	NAT	EVENT	MARK	SERIE	
GOLD	Claire BRYANT	25-ago-2001	24	s	USA 	Long Jump	6.96	FINAL	
GOLD	Q.Hayes,B.Lear,R.Effiong,A.Holmes			s	USA 	4x400	3.27.45	FINAL	
GOLD	Sarah MITTON	20-jun-1996	29	s	CAN 	Shot Put	20.48	FINAL	
GOLD	Leyanis PEREZ HERNANDEZ	10-ene-2002	23	s	CUB 	Triple Jump	14.93	FINAL	
GOLD	Devynne Ashtyn CHARLTON	26-nov-1995	30	s	BAH 	60mh	7.94/7.82/7.72	FINAL	
SILVER	Shelby HOULIHAN	8-feb-1993	32	s	USA 	3000	8.38.26	FINAL	
SILVER	Alexis HOLMES	28-ene-2000	25	s	USA 	400	51.67/50.63	FINAL	
SILVER	Liadagmis POVEA RODRIGUEZ	6-feb-1996	29	s	CUB 	Triple Jump	14.57	FINAL	
BRONZE	Chase JACKSON	20-jul-1994	31	s	USA 	Shot Put	20.06	FINAL	
BRONZE	Taliyah BROOKS	8-feb-1995	30	s	USA 	Pentathlon	4669	FINAL	
BRONZE	Ackera NUGENT	29-abr-2002	23	s	JAM 	60mh	7.90/8.00/7.74	FINAL	
4	Thea Noelia LAFOND	5-abr-1994	31	s	DMA 	Triple Jump	14.29	FINAL	
4	Whitni MORGAN	22-oct-1997	28	s	USA 	3000	8.39.18	FINAL	
5	Timara CHAPMAN	5-may-2000	25	s	USA 	Pentathlon	4476	FINAL	
5	Gabriela LEON	17-jun-1999	26	s	USA 	Pole Vault	4.60	FINAL	
5	Charity HUFNAGEL	18-jun-2001	24	s	USA 	High Jump	1.92	FINAL	
5	Grace STARK	6-may-2001	24	s	USA 	60mh	7.73/7.72/7.74	FINAL	
6	Rosey EFFIONG	8-may-2001	24	s	USA 	400	52.13/52.90	FINAL	
6	Sinclair JOHNSON	13-abr-1998	27	s	USA 	1500	4.12.18/4.04.07	FINAL	
6	Anthaya CHARLTON	28-jul-2003	22	s	BAH 	Long Jump	6.57	FINAL	
7	Maggie EWEN	23-sep-1994	31	s	USA 	Shot Put	18.63	FINAL	
7	Heather MACLEAN	31-ago-1995	30	s	USA 	1500	4.13.26/4.05.45	FINAL	
7	Christina CLEMONS	29-may-1990	35	s	USA 	60mh	7.95/7.93/8.03	FINAL	
8	Monae NICHOLS	24-nov-1998	27	s	USA 	Long Jump	6.49	FINAL	
8	Amoi BROWN	11-ene-1999	26	s	JAM 	60mh	7.98/7.96/8.07	FINAL	






PLACE	ATHLETE	DOB	AGE	CAT	NAT	EVENT	MARK	SERIE
9	Mikiah BRISCO	14-jul-1996	29	s	USA 	60	7.20/7.19	Semi
10	Jodean WILLIAMS	11-nov-1993	32	s	JAM 	60	7.20/7.22	Semi
11	Audrey LEDUC	9-mar-1999	26	s	CAN 	60	7.25/7.22	Semi
15	Joella LLOYD	12-abr-2002	23	s	ANT 	60	7.21/7.25	Semi
16	Natasha MORRISON	17-nov-1992	33	s	JAM 	60	7.20/7.25	Semi
18	Michelle-Lee Raquel AHYE	10-abr-1992	33	s	TTO 	60	7.28/7.31	Semi
19	Kishawna NILES	16-ago-2005	20	s	BAR 	60	7.22/7.32	Semi
21	Sade McCREATH	25-jun-1996	29	s	CAN 	60	7.27/7.35	Semi
23	Beyonce DEFREITAS	6-mar-2001	24	s	IVB 	60	7.26/7.38	Semi
24	Camille RUTHERFORD	31-ago-2002	23	s	BAH 	60	7.25/7.41	Semi
8	Leah ANDERSON	1-dic-1999	26	s	JAM 	400	52.86	Heats
*	Joanne REID	25-dic-2001	24	s	JAM 	400	DNS	Heats
5	Valery TOBIAS	24-sep-2000	25	s	USA 	800	2.04.42/2.03.39	Semi
9	Nia AKINS	7-jul-1998	27	s	USA 	800	2.03.29/2.04.38	Semi
10	Shafiqua MALONEY	27-feb-1999	26	s	VIN 	800	2.03.56/2.04.55	Semi
22	Aurora RYNDA	26-oct-2000	25	s	CAN 	800	2.07.17	Heats
12	Lucia STAFFORD	17-ago-1998	27	s	CAN 	1500	4.13.45	Heats
13	Simone PLOURDE	8-jul-2000	25	s	CAN 	1500	4.13.97	Heats
11	Denisha CARTWRIGHT	28-dic-1999	26	s	BAH 	60mh	7.78/8.08	Semi
15	Tatiana AHOLOU	26-nov-2000	25	s	CAN 	60mh	8.07/8.11	Semi
21	Amber HUGHES	23-ago-1994	31	s	USA 	60mh	8.03/8.21	Semi
23	Aasia LAURENCIN	1-sep-2002	23	s	LCA 	60mh	8.06/8.60	Semi
27	Sienna MACDONALD	15-ago-2002	23	s	CAN 	60mh	8.18	Heats
10	Vashti CUNNINGHAM	18-ene-1998	27	s	USA 	High Jump	1.85	FINAL
9	Emily GROVE	22-may-1993	32	s	USA 	Pole Vault	4.45	FINAL
12	Tyra Nina GITTENS	6-jun-1998	27	s	TTO 	Long Jump	6.36	FINAL
11	Jessica RAMSEY	26-jul-1991	34	s	USA 	Shot Put	17.81	FINAL
13	Lloydricia CAMERON	8-abr-1996	29	s	JAM 	Shot Put	17.43	FINAL










WORLD ATHLETICS
INDOOR CHAMPIONSHIPS
NANJING 25

NACAC MEDAL TABLE - FINAL REPORT

(by Carlos Clemente - NACAC Statistics)

RANK	COUNTRY		G	S	B	TOTAL
1	UNITED STATES		6	4	6	16
8	CUBA		1	1	0	2
12	BAHAMAS		1	0	0	1
12	CANADA		1	0	0	1
17	JAMAICA		0	2	2	4
	TOTAL		9	7	8	24

NACAC PLACING TABLE - FINAL REPORT

RANK	COUNTRY		1st	2nd	3rd	4th	5th	6th	7th	8th	POINTS
1	UNITED STATES		48	28	36	20	24	9	8	2	175
6	JAMAICA		0	14	12	5	4	3	2	1	41
24	CUBA		8	7	0	0	0	0	0	0	15
23	CANADA		8	0	0	0	4	0	0	0	12
46	BAHAMAS		8	0	0	0	0	3	0	0	11
39	DOMINICA		0	0	0	5	0	0	0	0	5
46	BARBADOS		0	0	0	0	0	0	2	0	2

1st	8 points
2nd	7 points
3rd	6 points
4th	5 points
5th	4 points
6th	3 points
7th	2 points
8th	1 point



WORLD ATHLETICS
INDOOR CHAMPIONSHIPS
NANJING 25